

US00D724291S

(12) **United States Design Patent**  
**Psomas et al.**

(10) **Patent No.:** **US D724,291 S**  
(45) **Date of Patent:** **\*\* Mar. 17, 2015**

(54) **NON-SLIP HOSIERY**

(71) Applicants: **George Psomas**, New York, NY (US);  
**Nicole Psomas**, Wyckoff, NJ (US)

(72) Inventors: **George Psomas**, New York, NY (US);  
**Nicole Psomas**, Wyckoff, NJ (US)

(\*\*) Term: **14 Years**

(21) Appl. No.: **29/454,067**

(22) Filed: **May 6, 2013**

(51) **LOC (10) Cl.** ..... **02-01**

(52) **U.S. Cl.**  
USPC ..... **D2/713**; D2/947; D2/980

(58) **Field of Classification Search**  
CPC ..... A41B 11/00; A41D 1/08; A41D 7/00;  
A43B 13/00; A43B 17/00; A43B 17/003;  
A43B 17/02; A43B 17/10; A43B 19/00;  
A43C 1/00; A43C 9/00  
USPC ..... D2/611, 627, 731, 732, 738, 742, 744,  
D2/858, 901, 909-915, 919, 920, 947, 961,  
D2/964, 965, 967, 968, 969-971, 977, 978,  
D2/980, 983-985, 994; D24/192; 2/60, 61,  
2/66, 67, 80, 170, 228, 237, 239-242,  
2/272, 407; 24/713; 36/37, 43, 44  
See application file for complete search history.

(56) **References Cited**

**U.S. PATENT DOCUMENTS**

1,210,066	A *	12/1916	Hara	.....	36/176
2,860,416	A *	11/1958	Pfund	.....	33/3 A
4,149,274	A	4/1979	Garrou et al.		
4,651,354	A	3/1987	Petrey		
4,728,538	A	3/1988	Kaspar et al.		
5,412,957	A	5/1995	Bradberry et al.		
D380,593	S *	7/1997	Lauzon	.....	D2/920
5,737,776	A *	4/1998	Jennings	.....	2/409
5,768,713	A *	6/1998	Crick	.....	2/409
D428,689	S *	8/2000	Guiotto et al.	.....	D2/961
D437,990	S *	2/2001	Hooper	.....	D2/961

D513,662	S *	1/2006	Bayly et al.	.....	D2/961
D545,532	S *	7/2007	Sawtelle et al.	.....	D2/947
D554,836	S *	11/2007	Shaffer	.....	D2/951
D555,889	S *	11/2007	Anders et al.	.....	D2/961
D577,884	S *	10/2008	Swilley, Sr.	.....	D2/961

(Continued)

**OTHER PUBLICATIONS**

Professional Fishnet Tights with Cotton Sole, announced Mar. 22, 2013 [online], [site visited Dec. 22, 2014]. Available from Internet, URL: <<http://www.sockdreams.com/products/professional-fishnet-tights-with-cotton-sole:11749>>.\*

(Continued)

*Primary Examiner* — Jeffrey D Asch

*Assistant Examiner* — Dana K Weiland

(74) *Attorney, Agent, or Firm* — Goldstein Law Offices, P.C.

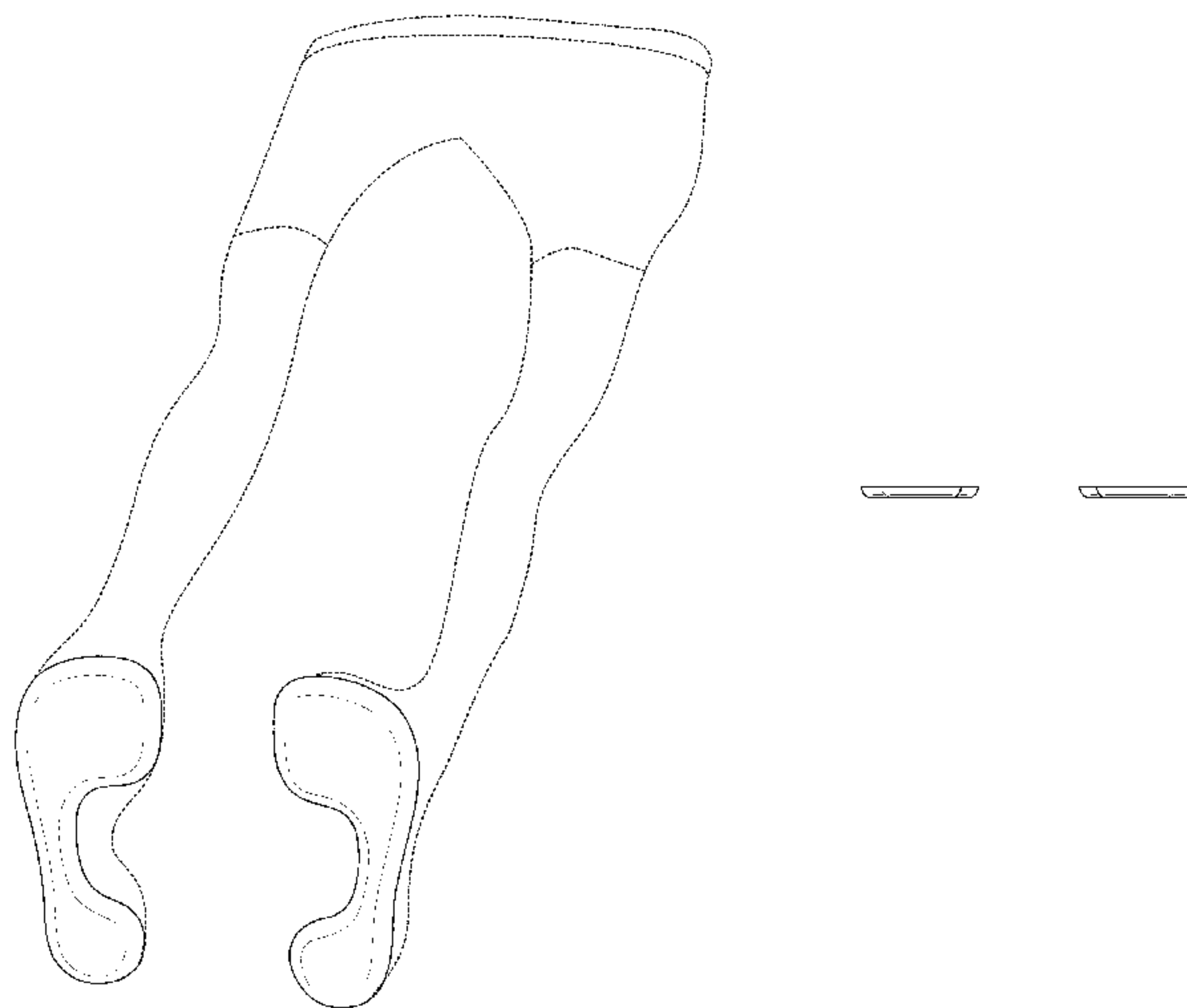
(57) **CLAIM**

The ornamental design for a non-slip hosiery, as shown and described.

**DESCRIPTION**

FIG. 1 is a perspective view of a non-slip hosiery showing the upper portion of the hosiery in a worn position; FIG. 2 is a top plan view of a non-slip hosiery shown separately from the upper portion of the hosiery for ease of illustration; FIG. 3 is a bottom plan view thereof. FIG. 4 is a front elevational view thereof. FIG. 5 is a rear elevational view thereof. FIG. 6 is a right side elevational view thereof; and, FIG. 7 is a left side elevational view thereof. The broken lines shown in FIG. 1 represent the upper portion of the non-slip hosiery as environment and form no part of the claimed design. The double line around the outer edges in FIG. 2 represent the thickness of material. The interior contours shown in FIG. 2 follow the exterior contours shown throughout the views.

**1 Claim, 4 Drawing Sheets**



(56)

## References Cited

## U.S. PATENT DOCUMENTS

D578,734	S *	10/2008	Lewis	.....	D2/732
D583,137	S *	12/2008	Ringholz	.....	D2/953
D625,501	S *	10/2010	Lidtke	.....	D2/961
D656,303	S *	3/2012	Muller et al.	.....	D2/947
D710,629	S *	8/2014	Franco	.....	D6/608
2004/0009302	A1	1/2004	Patterson		
2008/0189829	A1 *	8/2008	Fusco	.....	2/239
2011/0119809	A1 *	5/2011	Huckemeyer	.....	2/239
2011/0225847	A1 *	9/2011	Buchanan	.....	36/96
2014/0250568	A1 *	9/2014	MacDonald et al.	.....	2/239

## OTHER PUBLICATIONS

Kushyfoot Tights and Flats-To-Go, announced Jan. 4, 2012 [online], [site visited Dec. 22, 2014]. Available from Internet, URL: <<http://www.thanksmailcarrier.com/2012/01/kushyfoot-tights-and-flats-to-go-review.html>>.\*

HUE Women's 3-Pack Micro Net Liner, announced Jun. 25, 2011 [online], [site visited Dec. 22, 2014]. Available from Internet, URL: <<http://www.amazon.com/HUE-Womens-3-Pack-Micro-Liner/dp/B002JM0S5O>>.\*

Sure-Grip Terrycloth Slippers, announced Nov. 18, 2011 [online], [site visited Dec. 22, 2014]. Available from Internet, URL: <<http://www.medline.com/jump/product/x/Z05-PF02319>>.\*

Springer Link; A study of the distribution of load under the normal foot during walking; Article; Oct. 1979; Three Pages; International Orthopaedics, vol. 3, Issue 2, pp. 153-157; <http://link.springer.com/article/10.1007/BF00266887>.

D. Rosenbaum and H.P. Becker; Plantar pressure distribution measurements. Technical background and clinical applications; Oct. 30, 2003; Two Pages; 1997 Blackwell Science Ltd., Foot and Ankle Surgery, vol. 3, Issue 1, pp. 1-24, Mar. 1997; <http://onlinelibrary.wiley.com/doi/10.1046/j.1460-9584.1997.00043.x/abstract>.

Amit Gefen, PhD; Pressure-Sensing Devices for Assessment of Soft Tissue Loading Under Bony Prominences: Technological Concepts and Clinical U; Dec. 12, 2007; Twelve Pages; vol. 19—Issue 12—Dec. 2007 (issue/78); <http://www.woundsresearch.com/article/8106>.

Martinus Richter, Michael Frink, Stefan Zech, Jens Geerling, Patrizia Droste, Karsten Knobloch, Christian Krettek; Technique for Intraoperative Use of Pedography; Journal; Jun. 2006; One Page; Techniques in Foot & Ankle Surgery; Jun. 2006—vol. 5—Issue

2—pp. 88-100; [http://journals.lww.com/techfootankle/Abstract/2006/06000/Technique\\_for\\_Intraoperative\\_Use\\_of\\_Pedography.6.aspx](http://journals.lww.com/techfootankle/Abstract/2006/06000/Technique_for_Intraoperative_Use_of_Pedography.6.aspx).

Leslie Klenerman, Bernard Wood, N.L. Griffin; The Human Foot: A Companion to Clinical Studies; Book; Jan. 31, 2006; Three Pages; Springer 2006 edition; <http://www.amazon.com/The-Human-Foot-Companion-Clinical/dp/185233925X>.

J. Alexander, EY Chao, KA Johnson; The assessment of dynamic foot-to-ground contact forces and plantar pressure distribution: a review of the evolution of current techniques and clinical applications; Abstract; Dec. 1990; Two Pages; Foot Ankle. Dec. 1990, 11(3):152-67; <http://www.ncbi.nlm.nih.gov/pubmed/2074083>.

Bijan Najafi, Elizabeth Barnica, James S. Wrobel, Joshua Burns; Dynamic plantar loading index: Understanding the benefit of custom foot orthoses for painful pes cavus; Journal; Jun. 1, 2012; Two Pages; Journal of Biomechanics, vol. 45, Issue 9, pp. 1705-1711; <http://www.sciencedirect.com/science/article/pii/S0021929012001728>.

Cedric Morio, Mark J. Lake, Nils Gueguen, Guillaume Rao, Laurent Baly; The influence of footwear on foot motion during walking and running; Journal; Sep. 18, 2009; Two Pages; Journal of Biomechanics, vol. 42, Issue 13, pp. 2081-2088; <http://www.sciencedirect.com/science/article/pii/S0021929009003376>.

Yan Cong, Jason Tak-Man Cheung, Aaron KL Leung, Ming Zhang; Effect of heel height on in-shoe localized triaxial stresses; Journal; Aug. 11, 2011; Two Pages; Journal of Biomechanics, vol. 44, Issue 12, pp. 2267-2272; <http://www.sciencedirect.com/science/article/pii/S0021929011004301>.

Herbert Elftman; A cinematic study of the distribution of pressure in the human foot; Article; Feb. 3, 2005; Four Pages; The Anatomical Record, vol. 59, Issue 4, pp. 481-491, Jul. 1934; Copyright 1934 Wiley-Liss, Inc.; <http://onlinelibrary.wiley.com/doi/10.1002/ar.1090590409/abstract>.

Margo N Orlin and Thomas G McPoil; Plantar Pressure Assessment; Article; Jul. 30, 2014; Thirteen Pages; Physical Therapy, Journal of the American Physical Therapy Association and de Fysiotherapeut Royal Dutch Society for Physical Therapy, Phys Ther.2000, 80:399-409; <http://ptjournal.apta.org/content/80/4/399.full.pdf>.

Daniel Tik-Pui Fong, De-Wei Mao, Jing-Xian Li, Youlian Hong; Greater toe grip and gentler heel strike are the strategies to adapt to slippery surface; Journal; 2008; Two Pages; Journal of Biomechanics, vol. 41, Issue 4, pp. 838-844; <http://www.sciencedirect.com/science/article/pii/S0021929007004708>.

Marilyn Lord; Foot pressure measurement: A review of methodology; Journal; Apr. 1981; Two Pages; Journal of Biomedical Engineering, vol. 3, Issue 2, pp. 91-99; <http://www.sciencedirect.com/science/article/pii/0141542581900017>.

\* cited by examiner

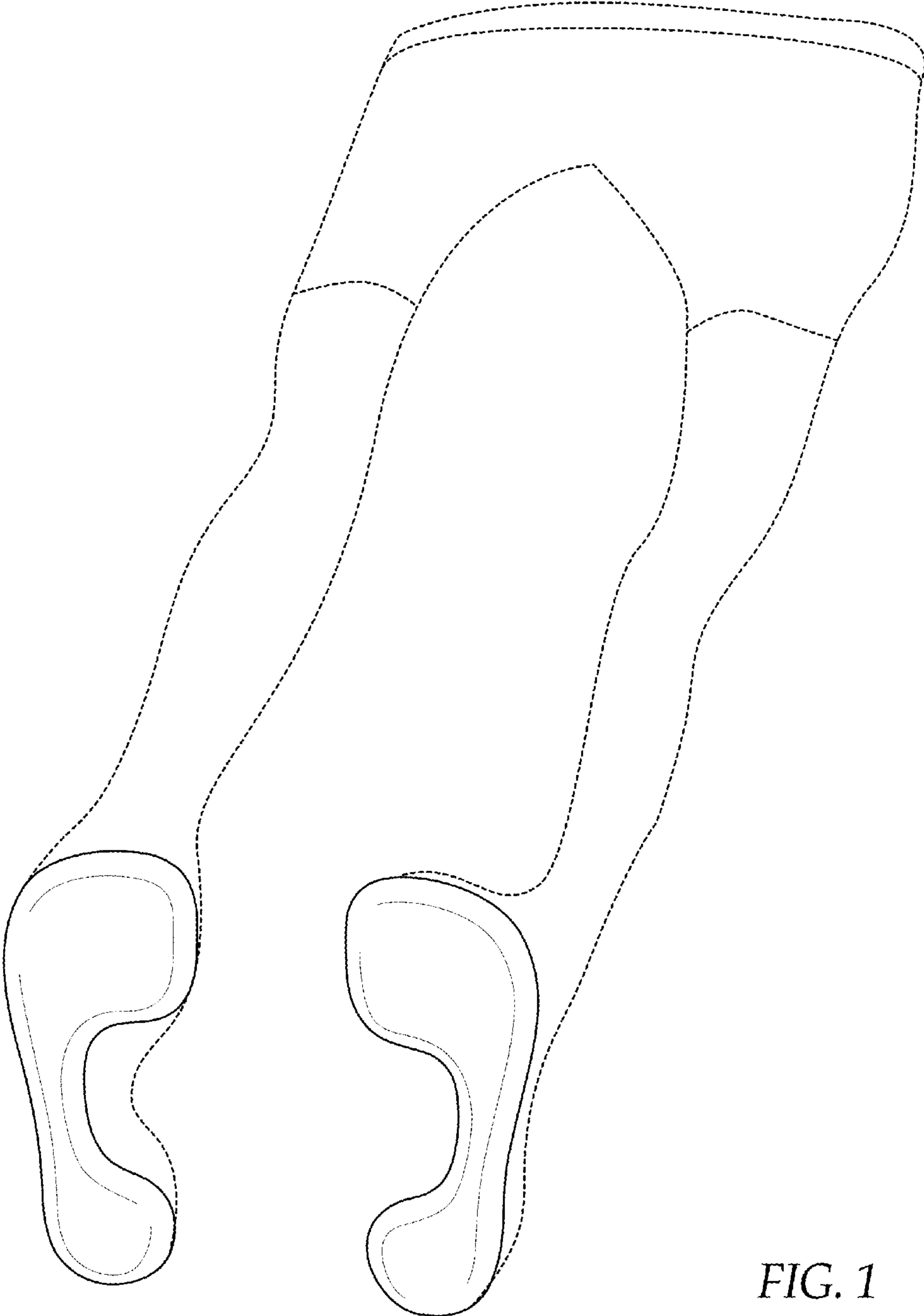


FIG. 1



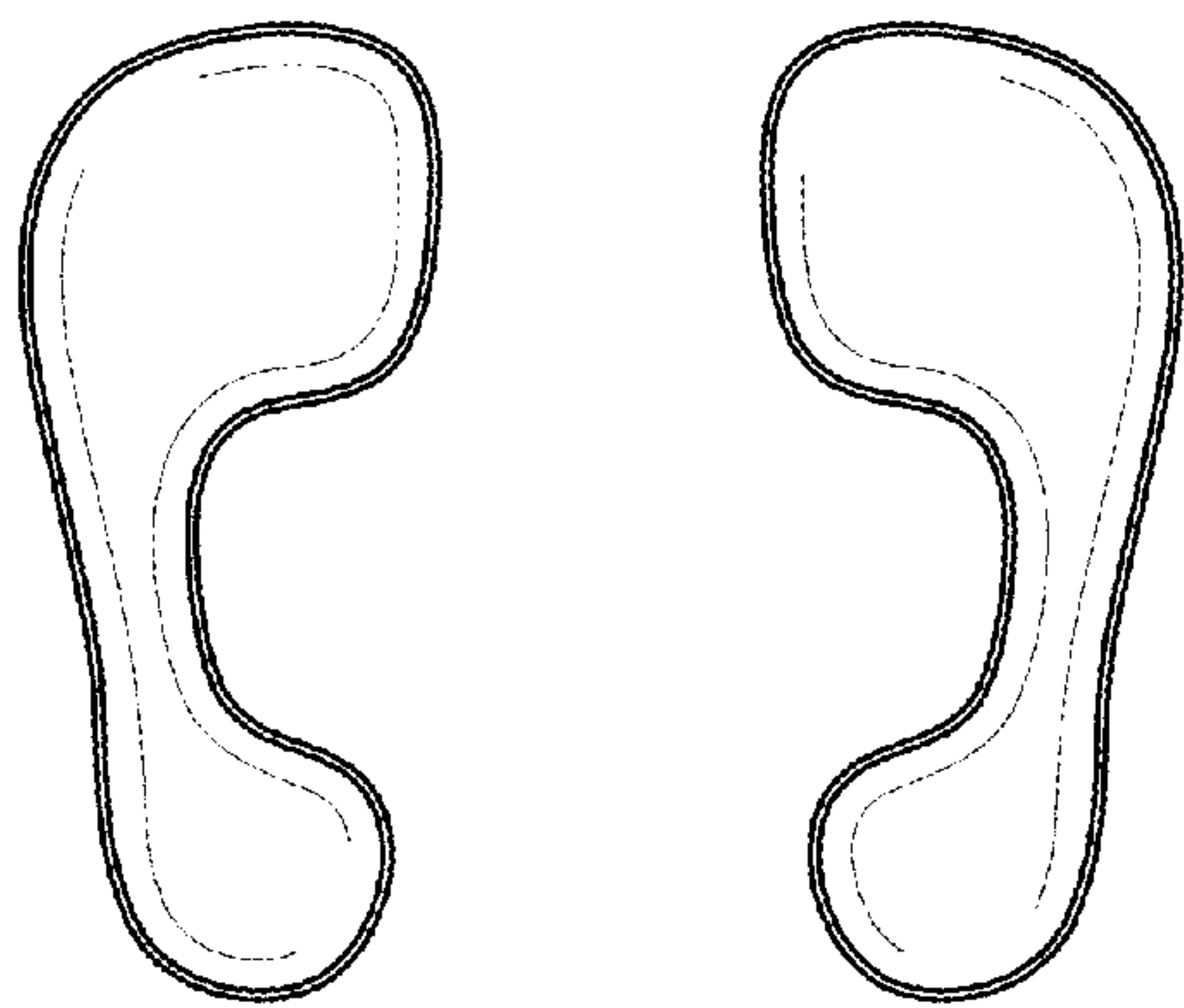


FIG. 2

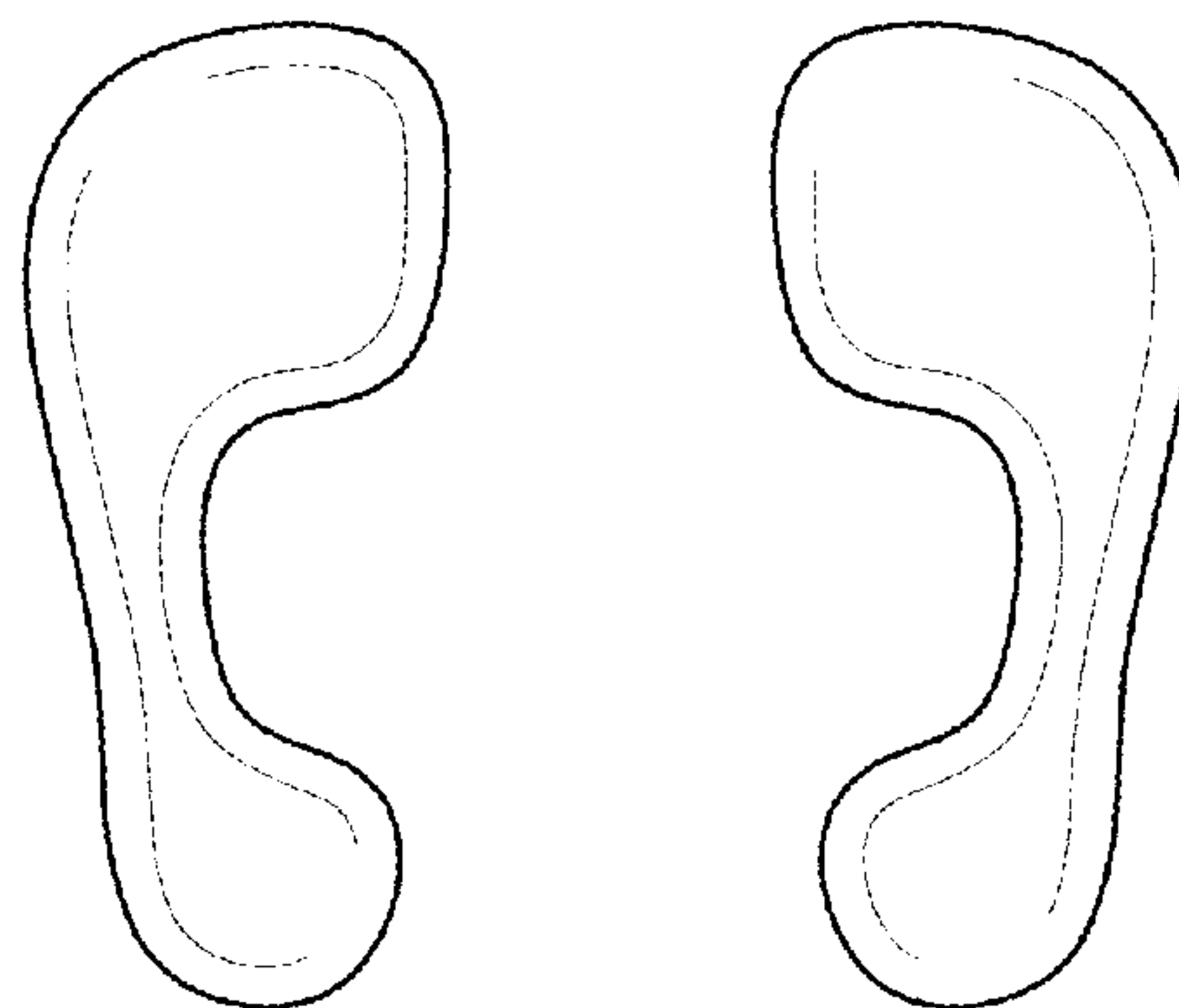



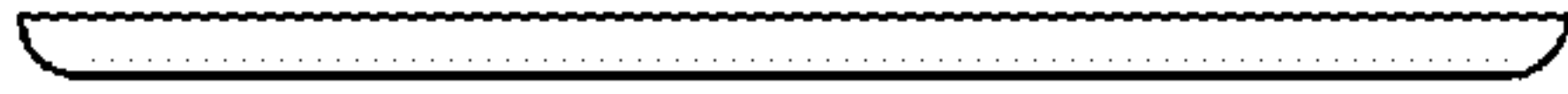
FIG. 3




*FIG. 4*



*FIG. 5*



*FIG. 6*



*FIG. 7*