



US00D724264S

(12) **United States Design Patent**
Chambers

(10) **Patent No.:** **US D724,264 S**
(45) **Date of Patent:** **** Mar. 10, 2015**

(54) **ELECTRONIC CIGARETTE**

(71) Applicants: **Michael Chen**, Baldwin Park, CA (US);
Wen Wei, Baldwin Park, CA (US); **Billy Chen**, Baldwin Park, CA (US); **Donald Giang**, Baldwin Park, CA (US)

(72) Inventor: **Ian Chambers**, Baldwin Park, CA (US)

(73) Assignees: **Michael Chen**, Baldwin Park, CA (US);
Wen Wei, Baldwin Park, CA (US); **Billy Chen**, Baldwin Park, CA (US); **Donald Giang**, Baldwin Park, CA (US)

(**) Term: **14 Years**

(21) Appl. No.: **29/486,819**

(22) Filed: **Apr. 2, 2014**

(51) **LOC (10) Cl.** **27-01**

(52) **U.S. Cl.**
USPC **D27/101; D27/163**

(58) **Field of Classification Search**

CPC A24F 1/02; A24F 1/04; A24F 1/06;
A24F 1/08; A24F 1/10; A24F 1/12; A24F
1/14; A24F 1/22; A24F 9/16; A24F
47/002-47/008; A24F 1/30; A24F 47/00
USPC D27/100-101, 106, 143, 152, 161-172,
D27/183-184, 187, 189, 190, 193-194;
131/220-222, 226, 173, 174, 194,
131/328-330, 270, 273; D7/584, 585;
D9/500, 502; D11/143, 144, 146, 152;
D24/110.5, 110

See application file for complete search history.

(56) **References Cited**

U.S. PATENT DOCUMENTS

D32,151	S	*	1/1900	Stevens	D24/110
D56,560	S	*	11/1920	Kenneth et al.	D24/110
D342,993	S	*	1/1994	Fathi	D24/110
D350,193	S	*	8/1994	Huck et al.	D24/110
D364,480	S	*	11/1995	Warren, Sr.	D27/183
7,832,397	B2	*	11/2010	Lipowicz	128/203.12
D657,047	S	*	4/2012	Minskoff et al.	D24/110
D687,181	S	*	7/2013	Goch	D27/101
D688,416	S	*	8/2013	Liu	D27/101
D693,053	S	*	11/2013	Chen	D27/101
D695,450	S	*	12/2013	Benassayag et al.	D27/163
D707,389	S	*	6/2014	Liu	D27/194
2013/0180533	A1	*	7/2013	Kim et al.	131/273
2014/0109921	A1	*	4/2014	Chen	131/273

* cited by examiner

Primary Examiner — Susan Bennett Hattan

Assistant Examiner — Janice Hallmark

(74) *Attorney, Agent, or Firm* — QuickPatents; Kevin Prince

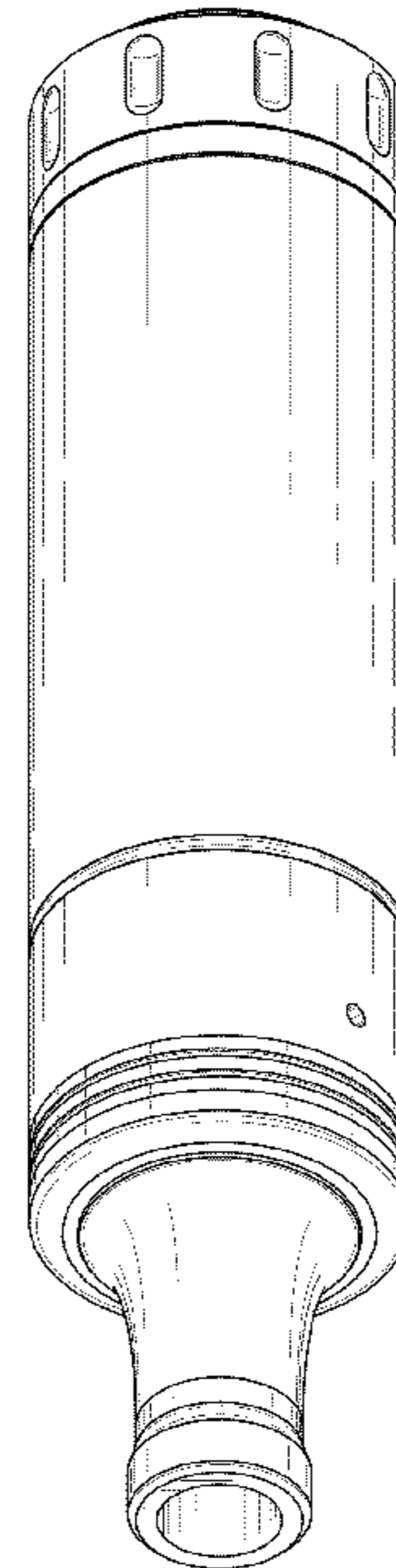

(57) **CLAIM**

I claim the ornamental design for an electronic cigarette, as shown and described.

DESCRIPTION

FIG. 1 is a front perspective view of an electronic cigarette, showing my new design;
FIG. 2 is a rear perspective view thereof;
FIG. 3 is a left-side elevational view thereof, the right-side elevational view being a mirror image thereof;
FIG. 4 is a top plan view thereof;
FIG. 5 is a bottom plan view thereof;
FIG. 6 is an enlarged front elevational view thereof; and,
FIG. 7 is an enlarged rear elevational view thereof.
The broken lines in FIG. 7 illustrate portions of the electronic cigarette which form no part of the claimed design.

1 Claim, 3 Drawing Sheets






FIG. 1

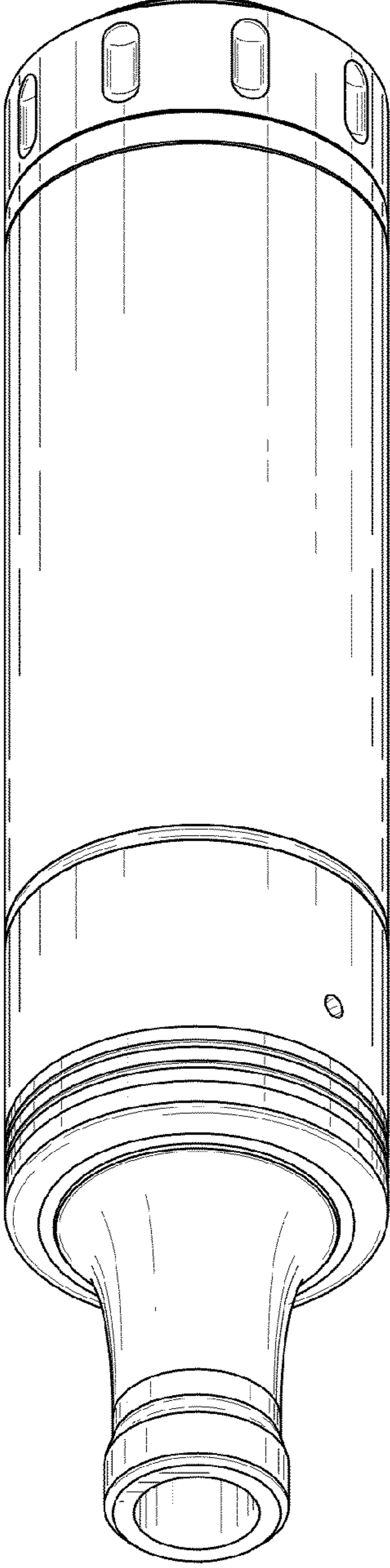


FIG. 2

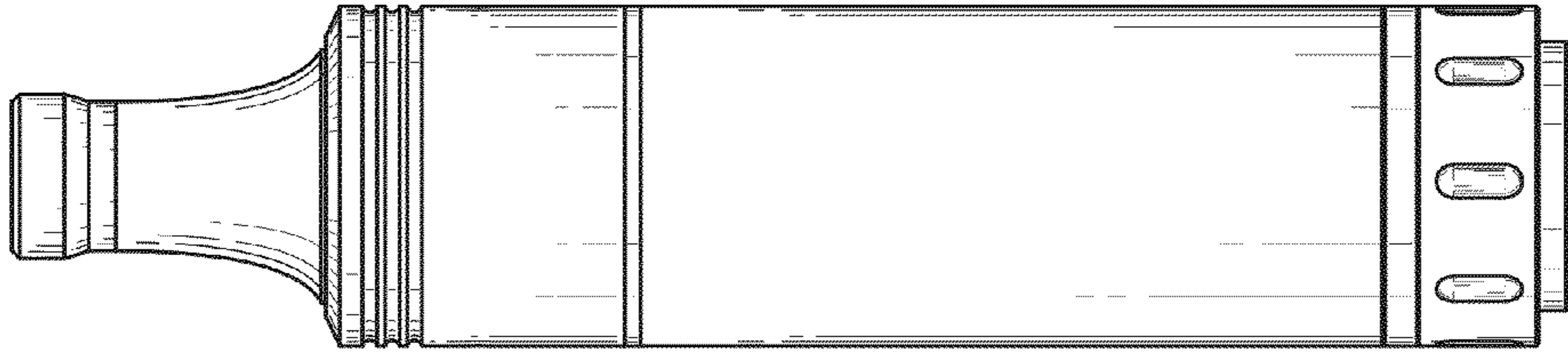


FIG. 5

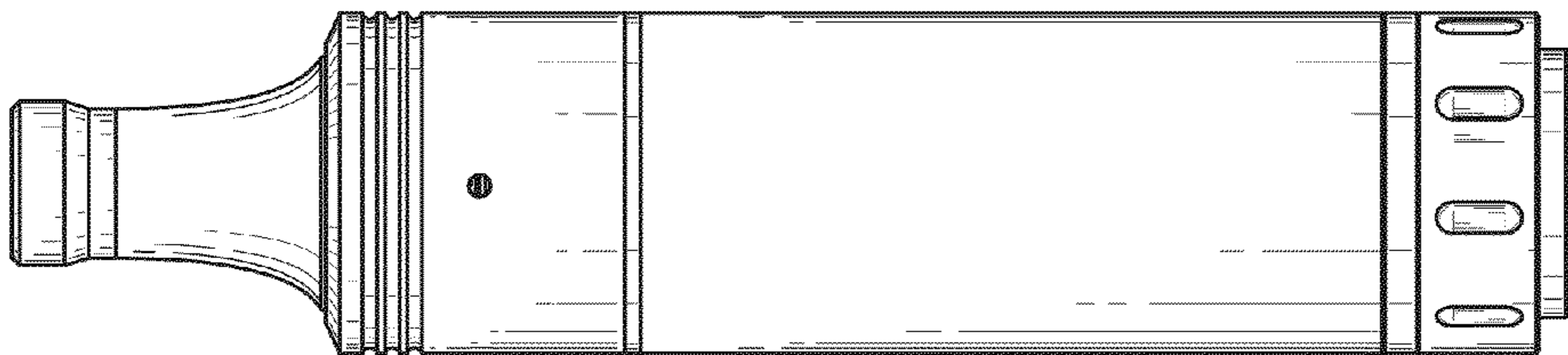


FIG. 4

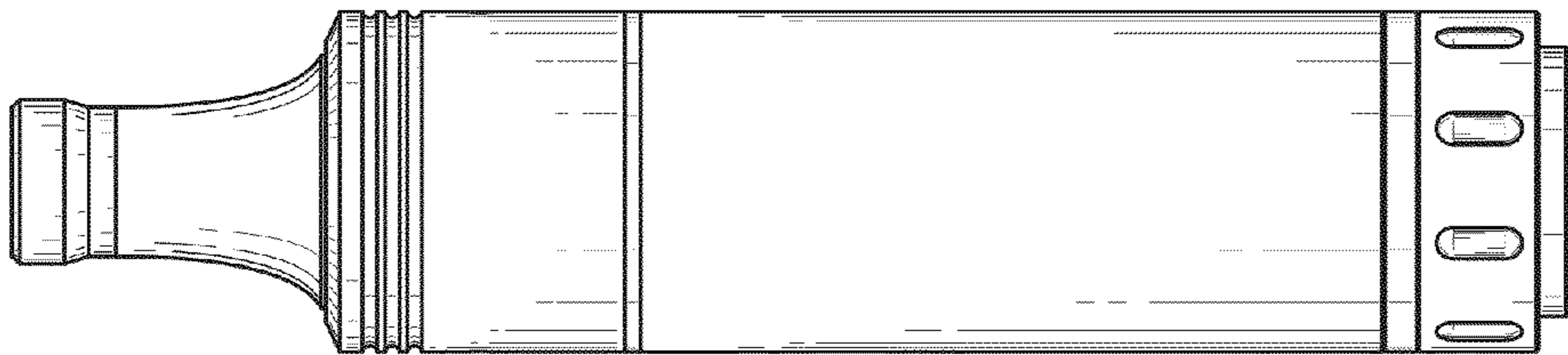


FIG. 3

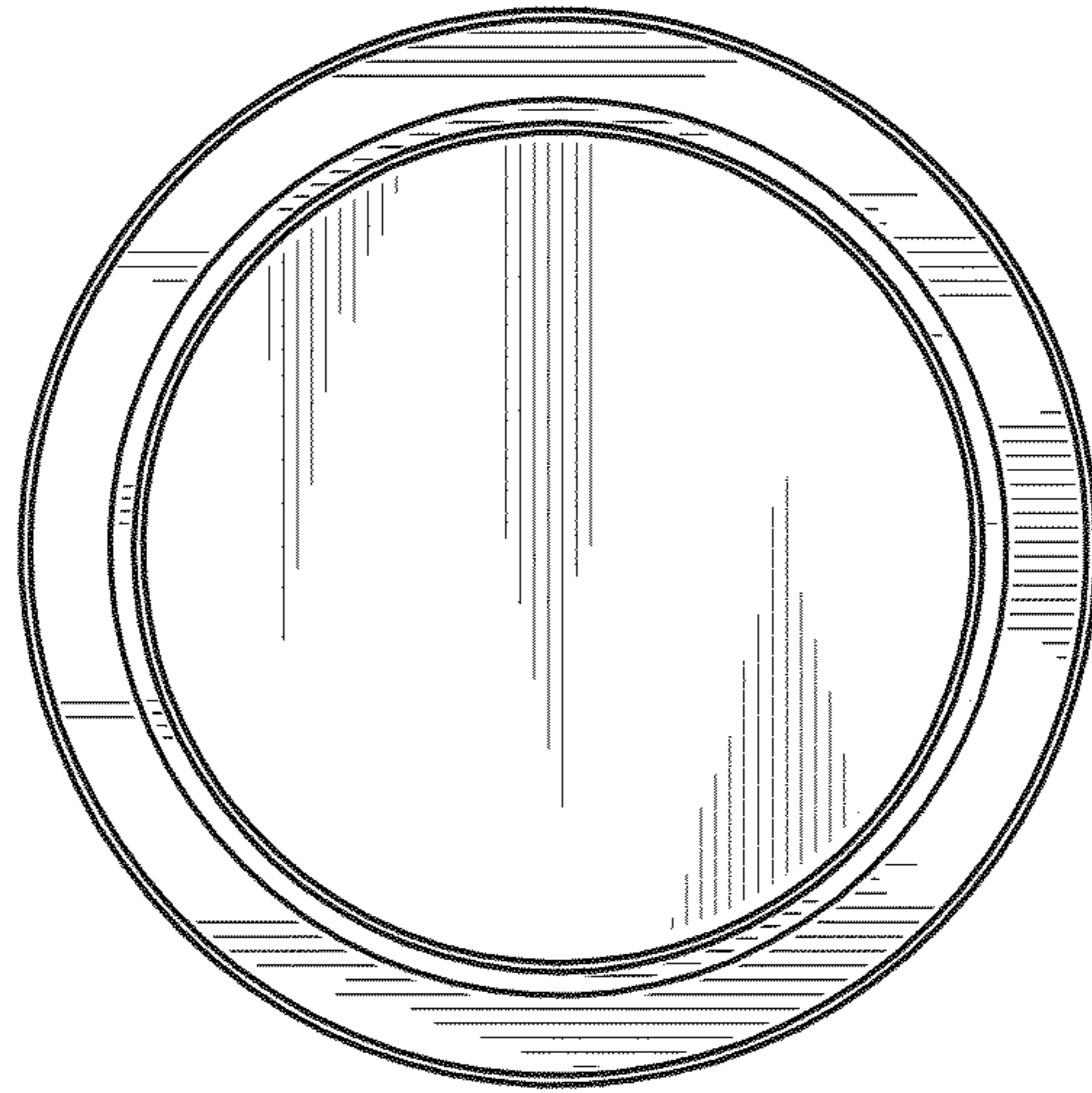


FIG. 6

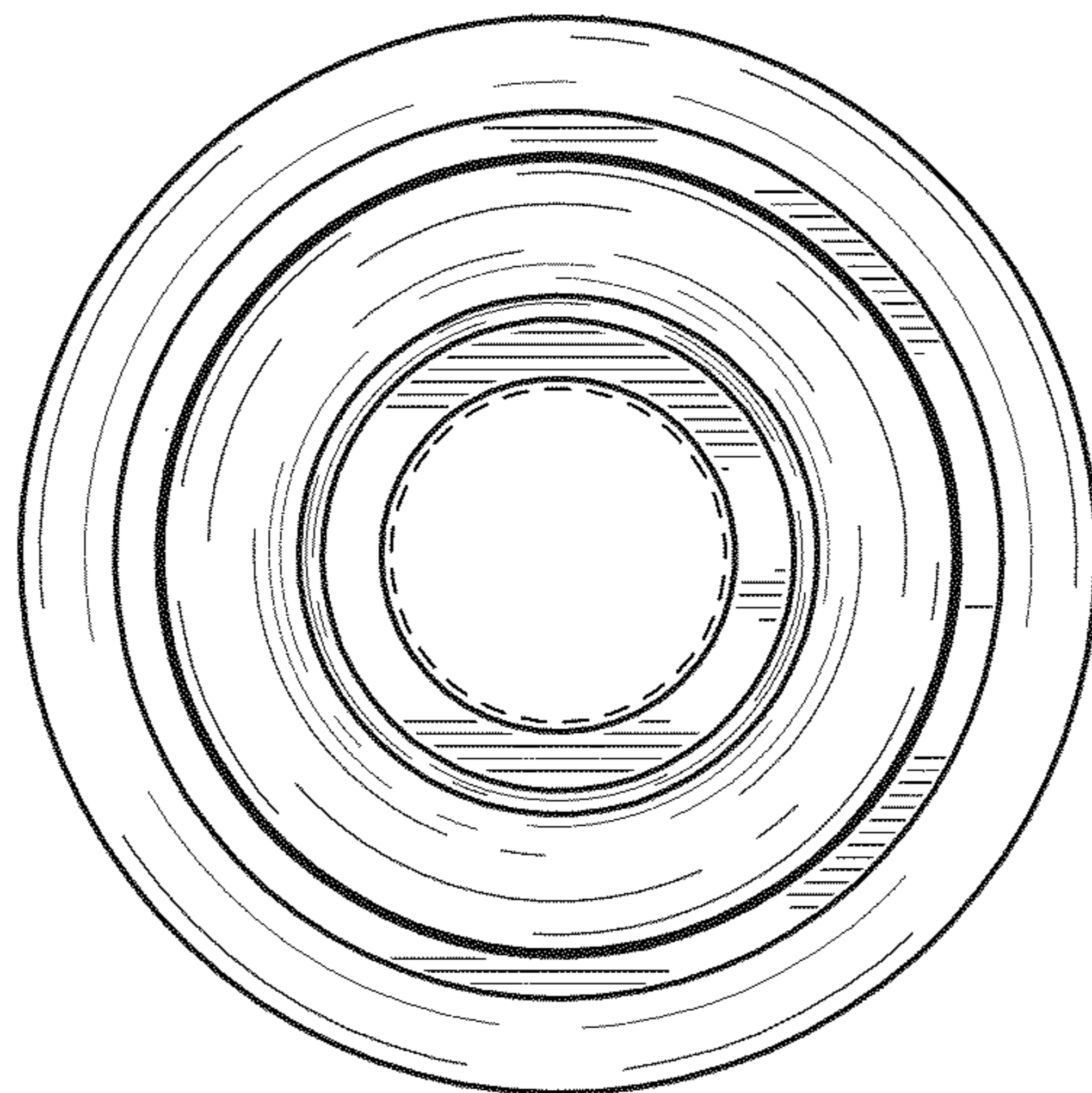


FIG. 7