

US00D724253S

(12) **United States Design Patent**  
**Anastassiades**

(10) **Patent No.:** **US D724,253 S**  
(45) **Date of Patent:** **\*\* Mar. 10, 2015**

(54) **FLOOR LAMP**

(71) Applicant: **FLOS S.p.A.**, Bovezzo (Brescia) (IT)

(72) Inventor: **Michael Anastassiades**, Bovezzo (IT)

(73) Assignee: **FLOS S.p.A.**, Bovezzo (IT)

(\*\*) Term: **14 Years**

(21) Appl. No.: **29/438,083**

(22) Filed: **Nov. 26, 2012**

(30) **Foreign Application Priority Data**

Sep. 14, 2012 (IT) ..... BS2012O0025

(51) **LOC (10) Cl.** ..... **26-03**

(52) **U.S. Cl.**  
USPC ..... **D26/93**

(58) **Field of Classification Search**

CPC ..... F21S 6/00; F21S 6/002; F21S 6/003;  
F21S 6/005; F21S 6/008; F21V 3/00; F21V  
3/02; F21V 9/006

USPC ..... D26/24, 63, 65, 69, 88, 93, 102, 104,  
D26/107, 108, 110; 362/257, 310, 311.13,  
362/351, 362, 363, 410, 414

See application file for complete search history.

(56) **References Cited**

**U.S. PATENT DOCUMENTS**

D187,949 S \* 5/1960 Salvia ..... D26/110  
D214,253 S \* 5/1969 Sonneman ..... D26/65

D285,978 S \* 9/1986 Rice ..... D26/107  
D328,571 S \* 8/1992 Hauser ..... D26/104  
D392,766 S \* 3/1998 Gardere ..... D26/108  
D393,916 S \* 4/1998 Lee ..... D26/63  
D397,234 S \* 8/1998 Huang ..... D26/63  
D408,579 S \* 4/1999 Herring et al. .... D26/153  
D465,054 S \* 10/2002 Lau ..... D26/93  
D598,156 S \* 8/2009 Xiao et al. .... D26/69  
D624,689 S \* 9/2010 Kao ..... D26/102  
D693,049 S \* 11/2013 Meise et al. .... D26/93  
D715,985 S \* 10/2014 Anastassiades ..... D26/88

\* cited by examiner

*Primary Examiner* — Brian N Vinson

(74) *Attorney, Agent, or Firm* — Dickstein Shapiro LLP

(57) **CLAIM**

The ornamental design for a floor lamp, as shown and described.

**DESCRIPTION**

FIG. 1 is a perspective view of a floor lamp showing my new design;

FIG. 2 is a rear elevational view thereof;

FIG. 3 is a front elevational view thereof;

FIG. 4 is a right side elevational view thereof;


FIG. 5 is a left side elevational view thereof;

FIG. 6 is a top plan view thereof; and,

FIG. 7 is a bottom plan view thereof.

The broken disclosure represents an unclaimed boundary around one portion of the design.

**1 Claim, 7 Drawing Sheets**



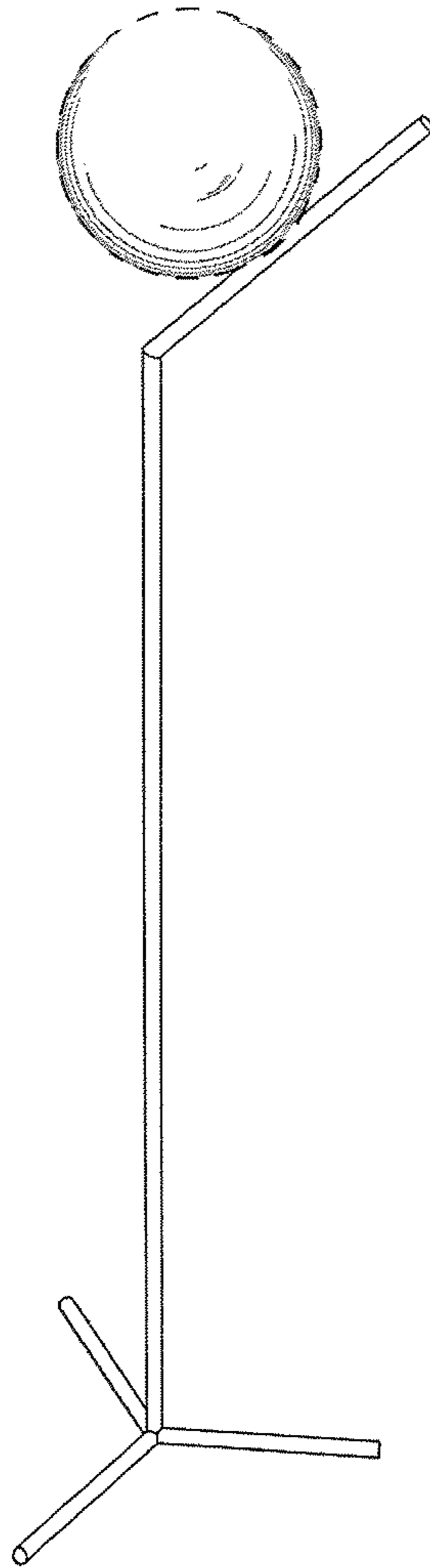


FIG. 1

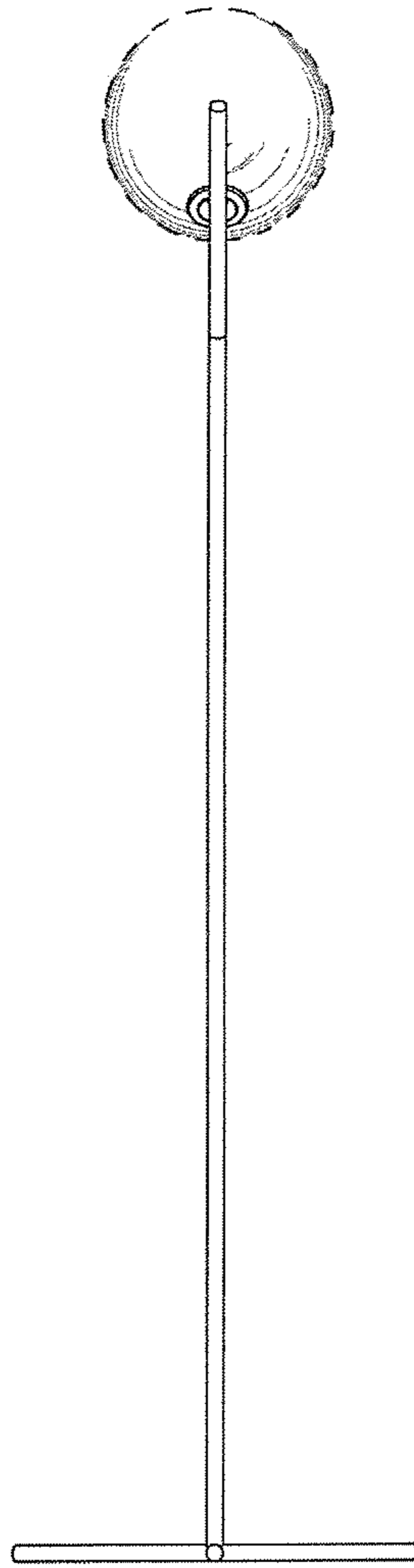


FIG. 2

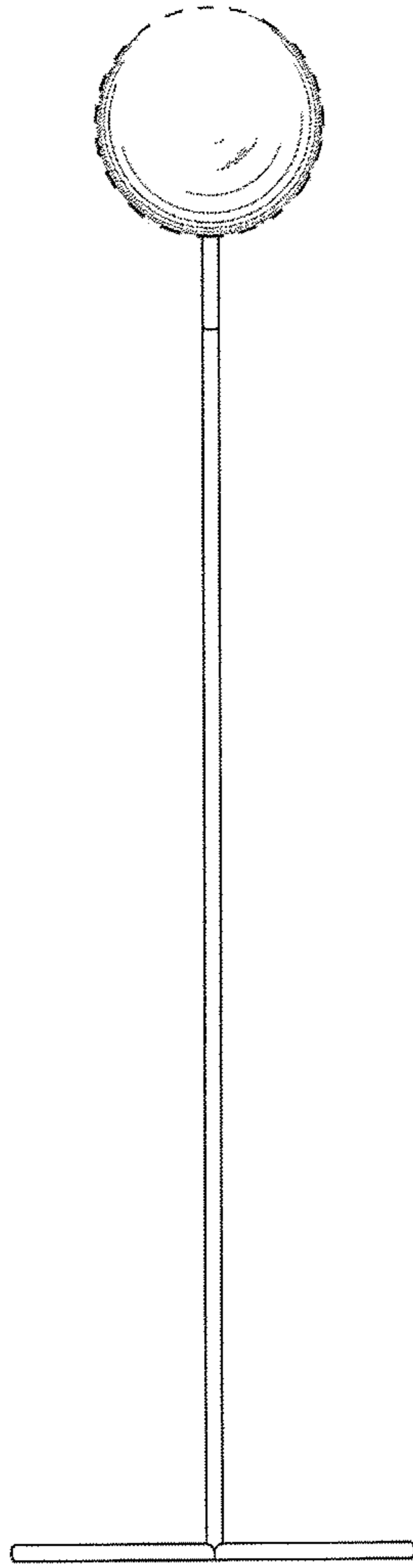


FIG. 3

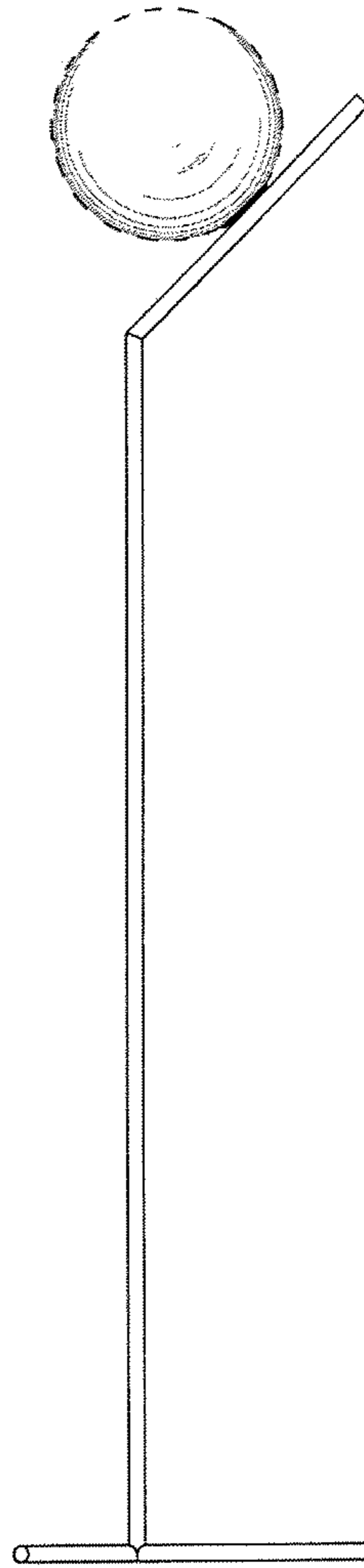


FIG. 4

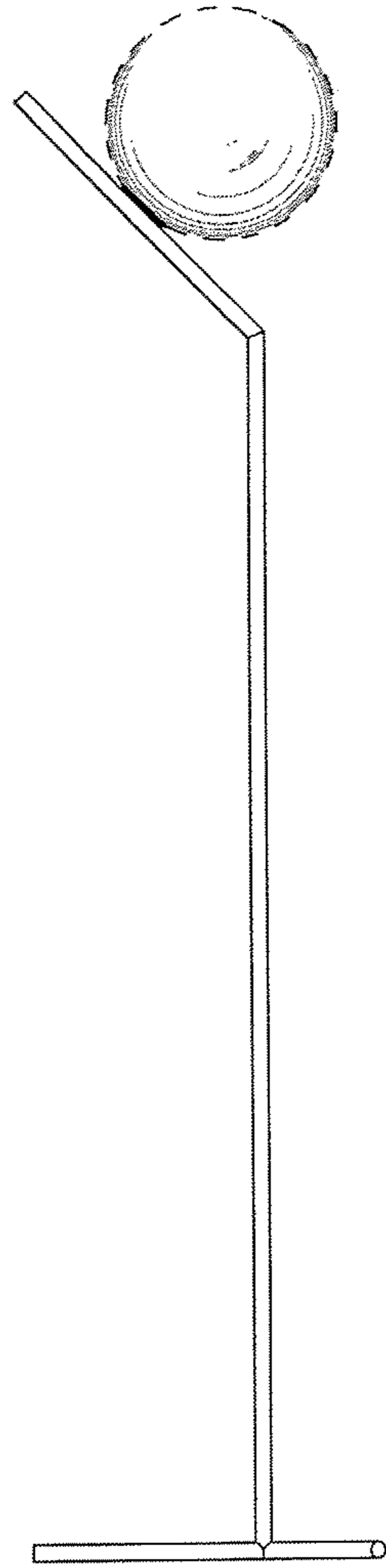


FIG. 5

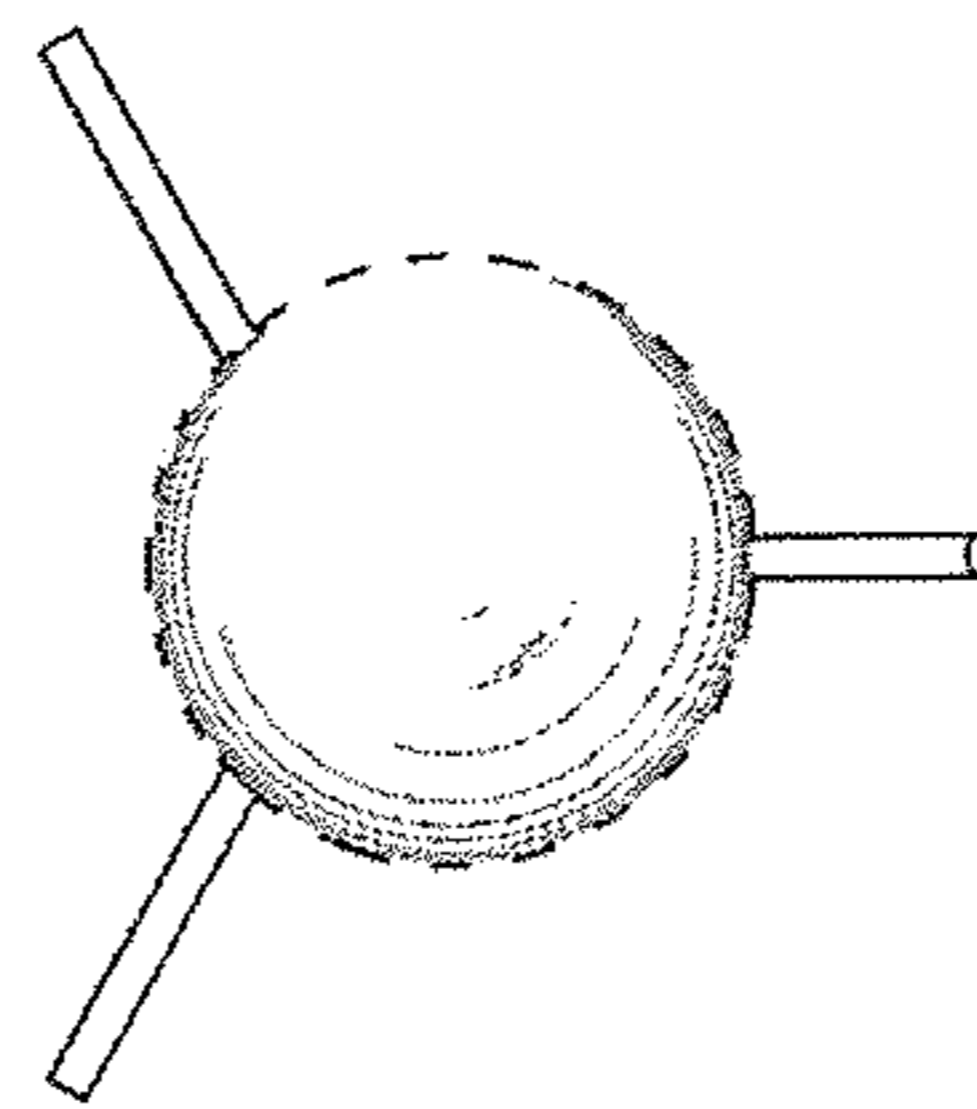
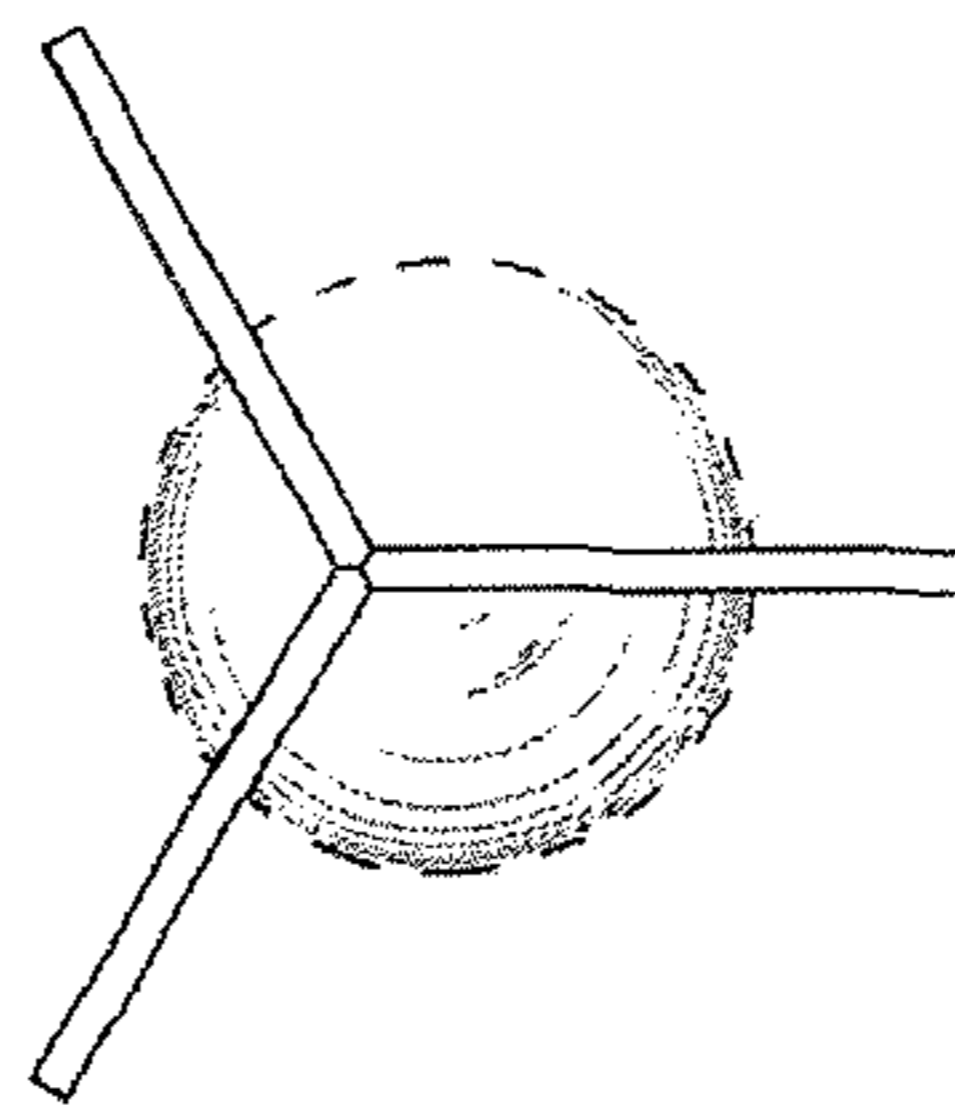


FIG. 6



**FIG. 7**