



US00D724252S

(12) **United States Design Patent**
Anastassiades

(10) **Patent No.:** **US D724,252 S**
(45) **Date of Patent:** **** Mar. 10, 2015**

(54) **FLOOR LAMP**

(71) Applicant: **FLOS S.p.A.**, Bovezzo (Brescia) (IT)

(72) Inventor: **Michael Anastassiades**, Bovezzo (IT)

(73) Assignee: **FLOS S.p.A.**, Bovezzo (IT)

(**) Term: **14 Years**

(21) Appl. No.: **29/438,079**

(22) Filed: **Nov. 26, 2012**

(30) **Foreign Application Priority Data**

Sep. 14, 2012 (IT) BS2012O0025

(51) **LOC (10) Cl.** **26-03**

(52) **U.S. Cl.**
USPC **D26/93**

(58) **Field of Classification Search**

CPC F21S 6/00; F21S 6/002; F21S 6/003;
F21S 6/005; F21S 6/008; F21V 3/00; F21V
3/02; F21V 19/006

USPC D26/24, 63, 65, 69, 88, 93, 102, 104,
D26/107, 108, 110; 362/257, 310, 311.13,
362/351, 362, 363, 410, 414

See application file for complete search history.

(56) **References Cited**

U.S. PATENT DOCUMENTS

D187,949 S * 5/1960 Salvia D26/110
D214,253 S * 5/1969 Sonneman D26/65

D285,978 S * 9/1986 Rice D26/107
D328,571 S * 8/1992 Hauser D26/104
D392,766 S * 3/1998 Gardere D26/108
D393,916 S * 4/1998 Lee D26/63
D397,234 S * 8/1998 Huang D26/63
D408,579 S * 4/1999 Herring et al. D26/153
D465,054 S * 10/2002 Lau D26/93
D598,156 S * 8/2009 Xiao et al. D26/69
D624,689 S * 9/2010 Kao D26/102
D693,049 S * 11/2013 Meise et al. D26/93
D715,985 S * 10/2014 Anastassiades D26/88

* cited by examiner

Primary Examiner — Brian N Vinson

(74) *Attorney, Agent, or Firm* — Dickstein Shapiro LLP

(57) **CLAIM**

The ornamental design for a floor lamp, as shown and described.

DESCRIPTION

FIG. 1 is a perspective view of a floor lamp showing my new design;

FIG. 2 is a rear elevational view thereof;

FIG. 3 is a front elevational view thereof;

FIG. 4 is a right side elevational view thereof;

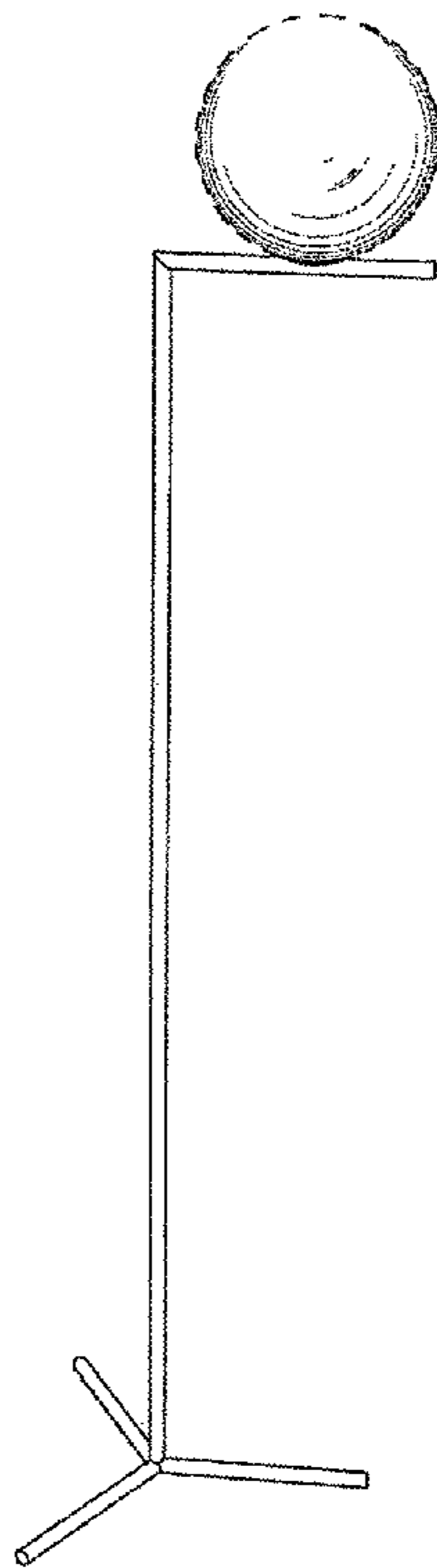
FIG. 5 is a left side elevational view thereof;

FIG. 6 is a top plan view thereof; and,

FIG. 7 is a bottom plan view thereof.

The broken disclosure represents an unclaimed boundary around one portion of the design.

1 Claim, 7 Drawing Sheets



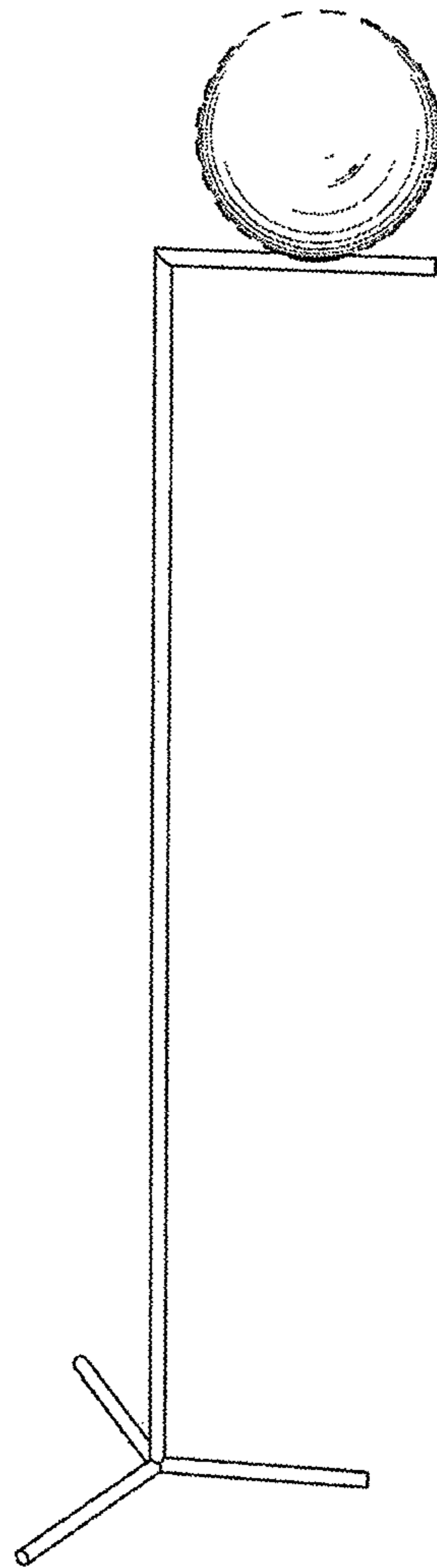


FIG. 1

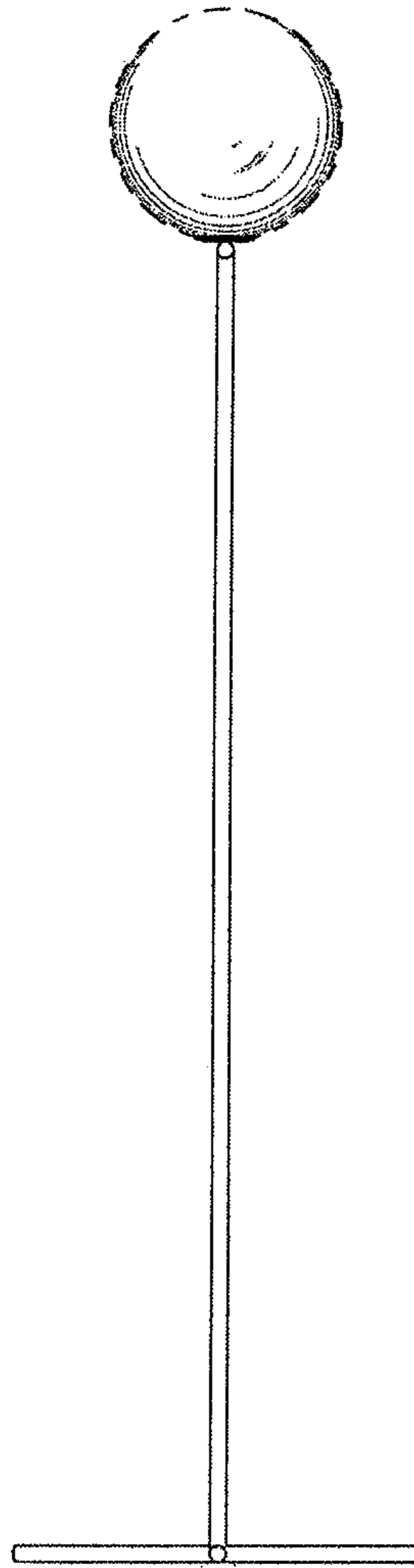


FIG. 2

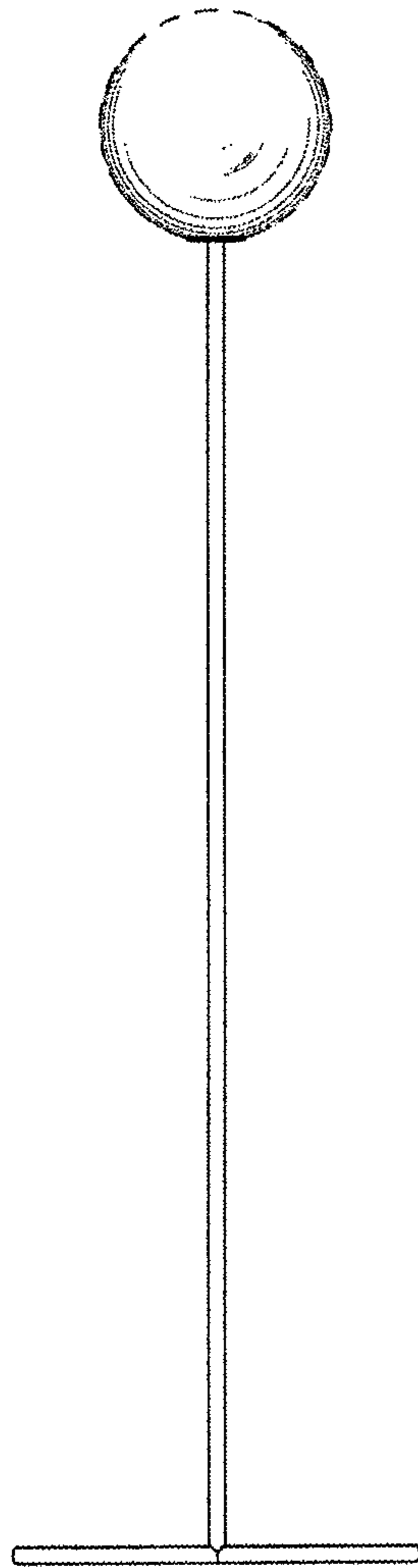


FIG. 3

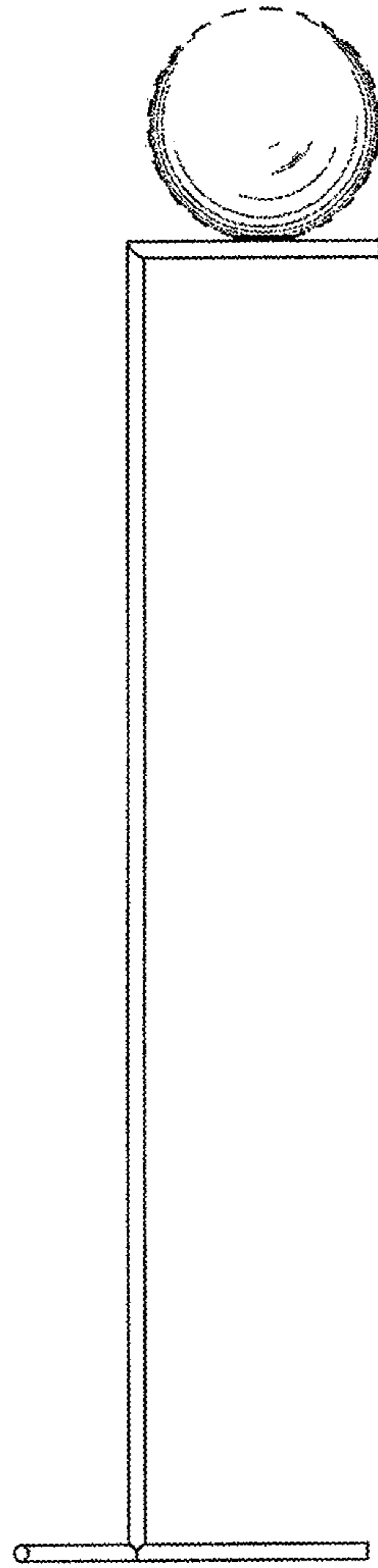


FIG. 4

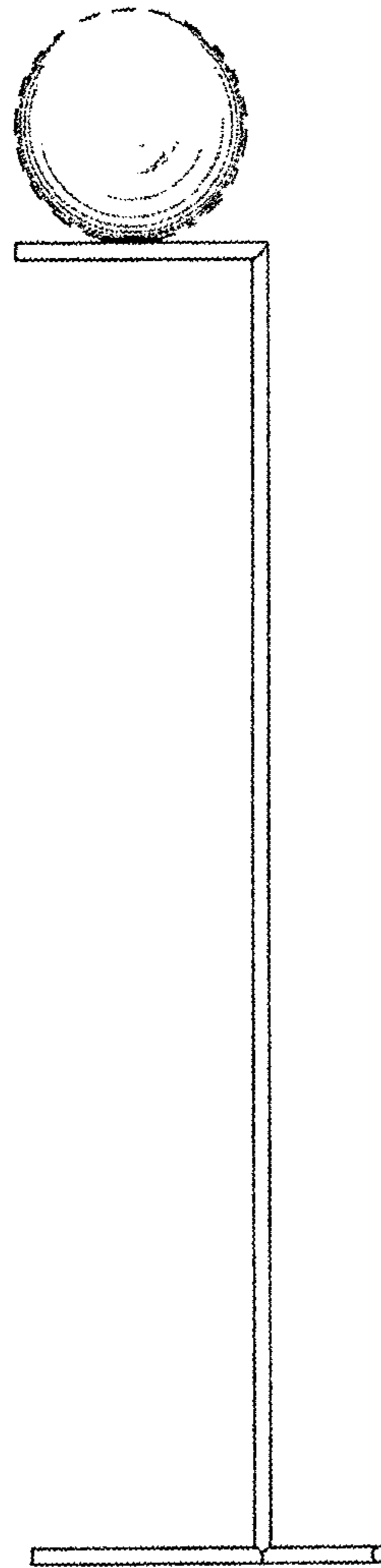


FIG. 5

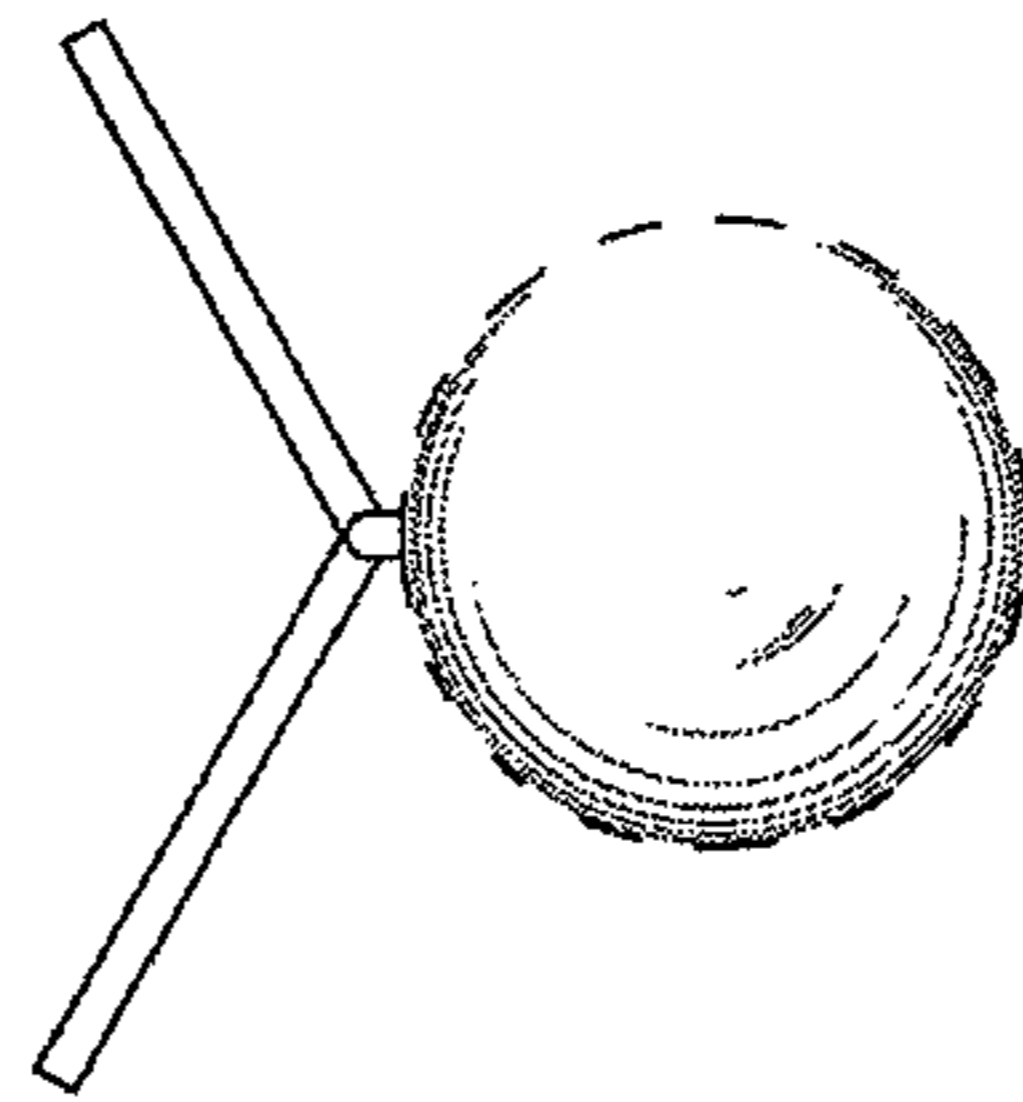


FIG. 6

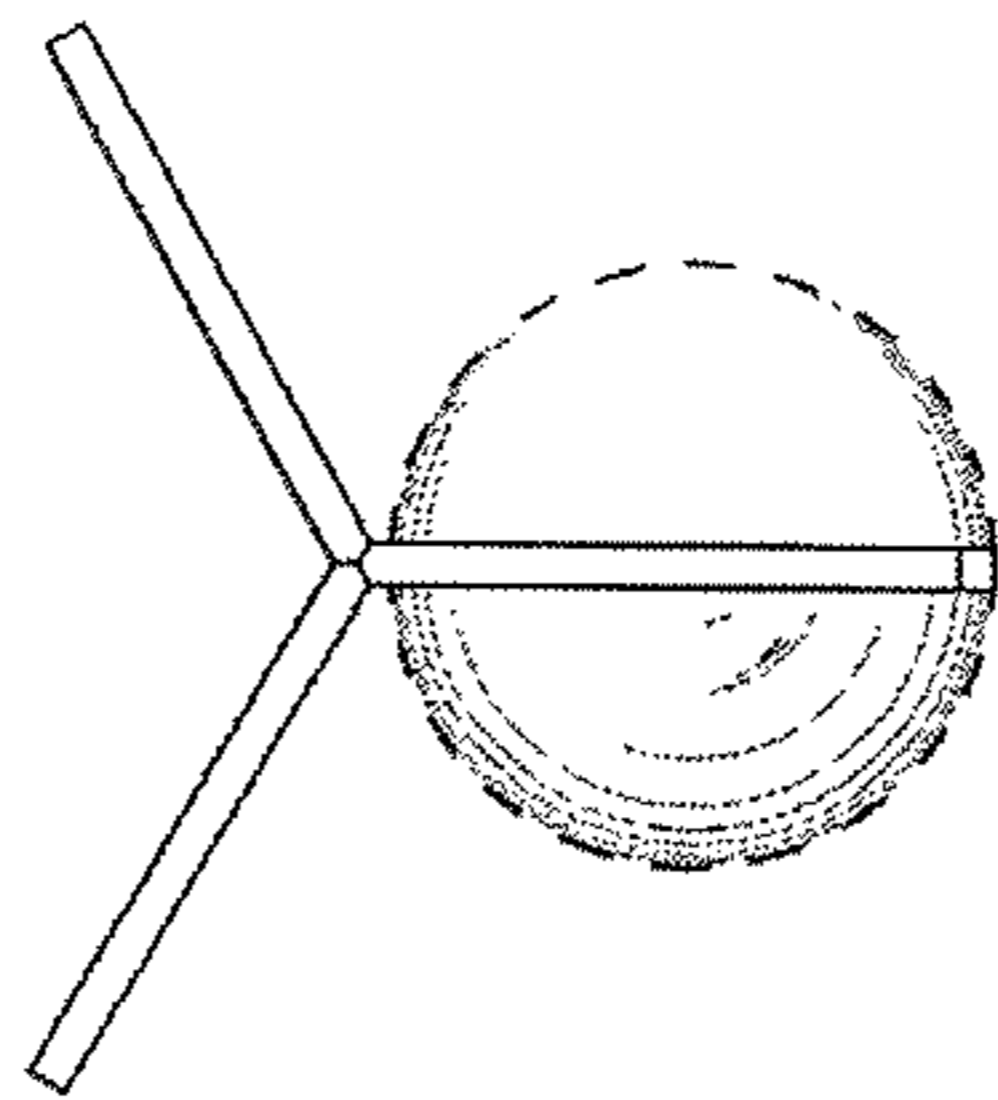


FIG. 7