

US00D724243S

(12) **United States Design Patent**  
**Lai**

(10) **Patent No.:** **US D724,243 S**  
(45) **Date of Patent:** **\*\* Mar. 10, 2015**

(54) **EXTERIOR SURFACE CONFIGURATION  
FOR A VEHICLE TAILLIGHT**

(71) Applicant: **Litek Enterprise Co., Ltd**, Tainan (TW)

(72) Inventor: **Ching-Tsung Lai**, Tainan (TW)

(73) Assignee: **Litek Enterprise Co., Ltd**, Tainan (TW)

(\*\*) Term: **14 Years**

(21) Appl. No.: **29/467,344**

(22) Filed: **Sep. 18, 2013**

(51) **LOC (10) Cl.** ..... **26-06**

(52) **U.S. Cl.**  
USPC ..... **D26/28**

(58) **Field of Classification Search**  
USPC ..... D26/28-36; 362/459-468, 475-478,  
362/485-487  
See application file for complete search history.

(56) **References Cited**

**U.S. PATENT DOCUMENTS**

D549,363 S \* 8/2007 Pfeiffer ..... D26/28

D552,769 S \* 10/2007 Leclercq ..... D26/28  
D553,268 S \* 10/2007 Pfeiffer ..... D26/28  
D560,292 S \* 1/2008 Sato ..... D26/28  
D561,357 S \* 2/2008 Leclercq et al. .... D26/28  
D570,015 S \* 5/2008 Hsu ..... D26/28  
D637,320 S \* 5/2011 Yang ..... D26/28

\* cited by examiner

*Primary Examiner* — Marcus Jackson

(74) *Attorney, Agent, or Firm* — Muncy, Geissler, Olds & Lowe, P.C.

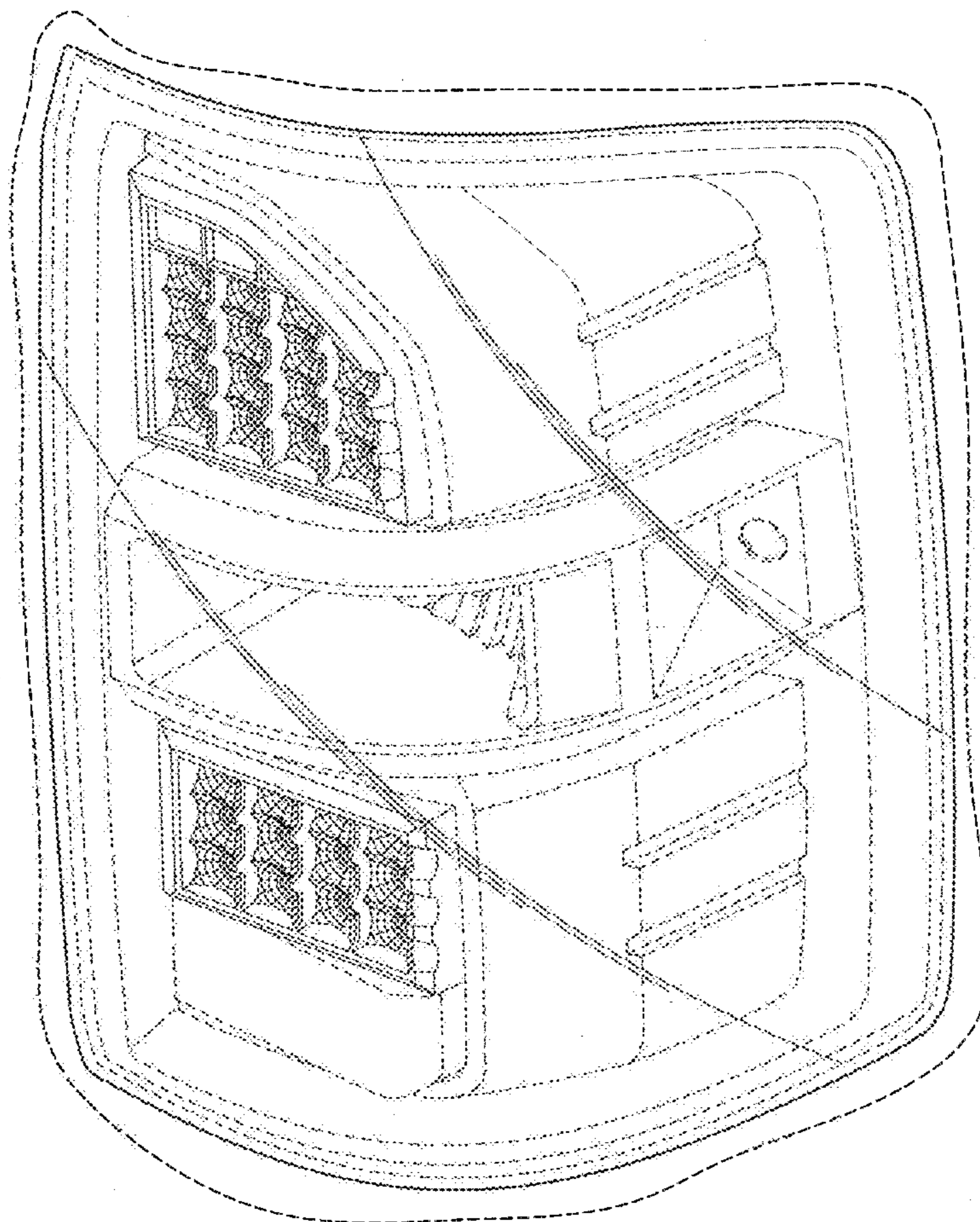
(57) **CLAIM**

I claim, the ornamental design for an exterior surface configuration for a vehicle taillight, as shown and described.

**DESCRIPTION**

FIG. 1 is a perspective view of an exterior surface configuration for a vehicle taillight showing my present design; FIG. 2 is a front view thereof; and, FIG. 3 is a right view thereof. The broken lines shown in FIGS. 1-3 are for illustrative purposes only and form no part of the claimed design.

**1 Claim, 3 Drawing Sheets**



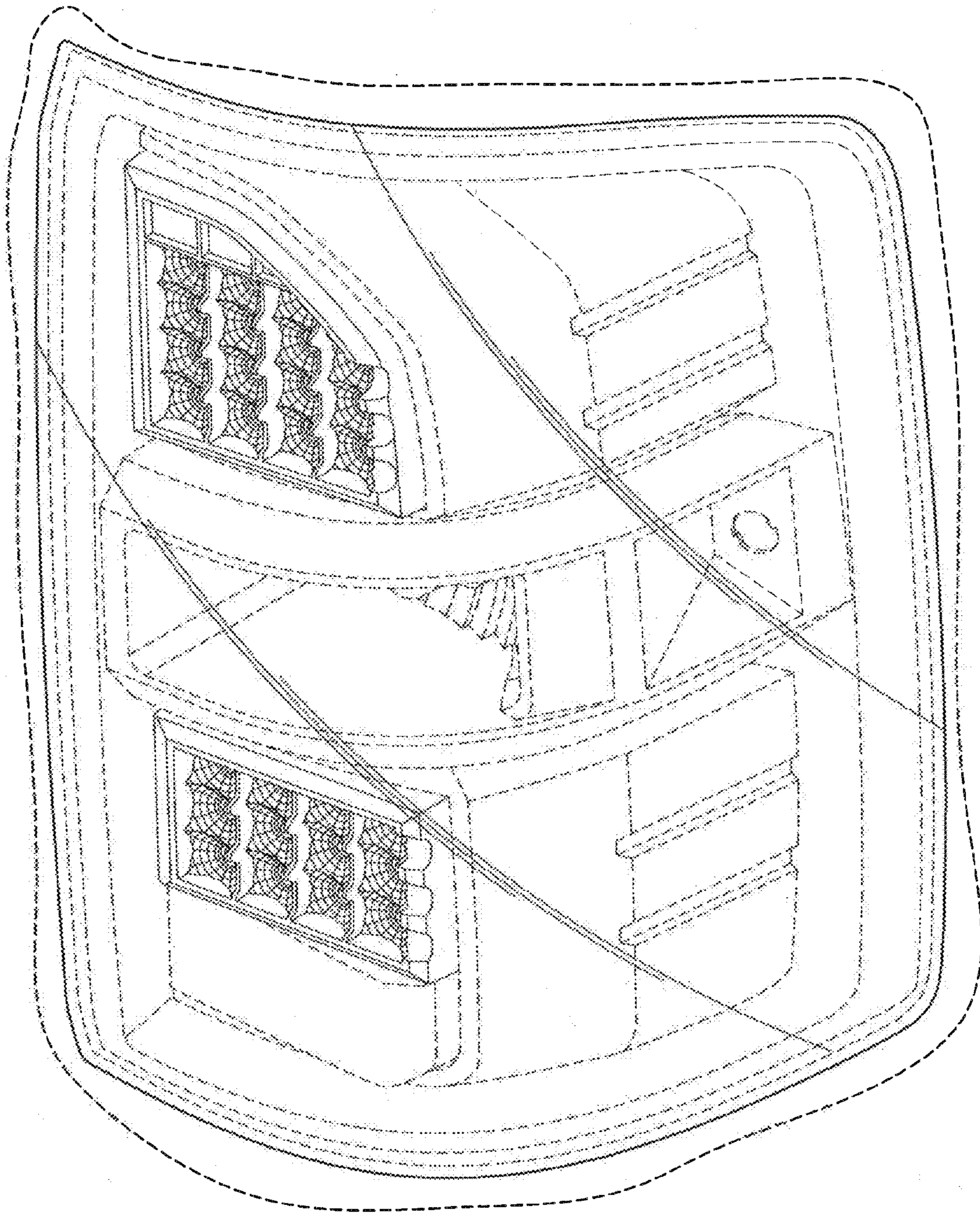


FIG. 1

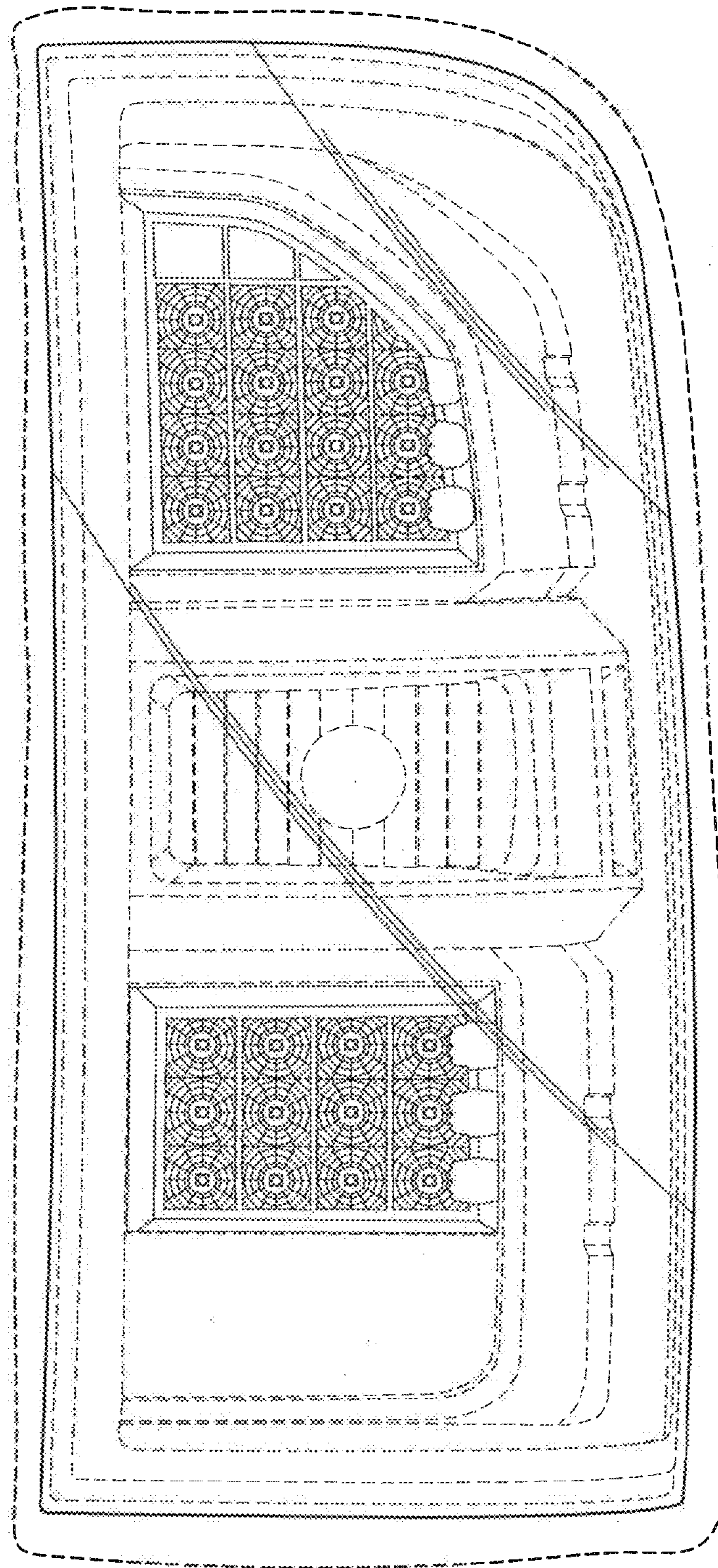


FIG. 2

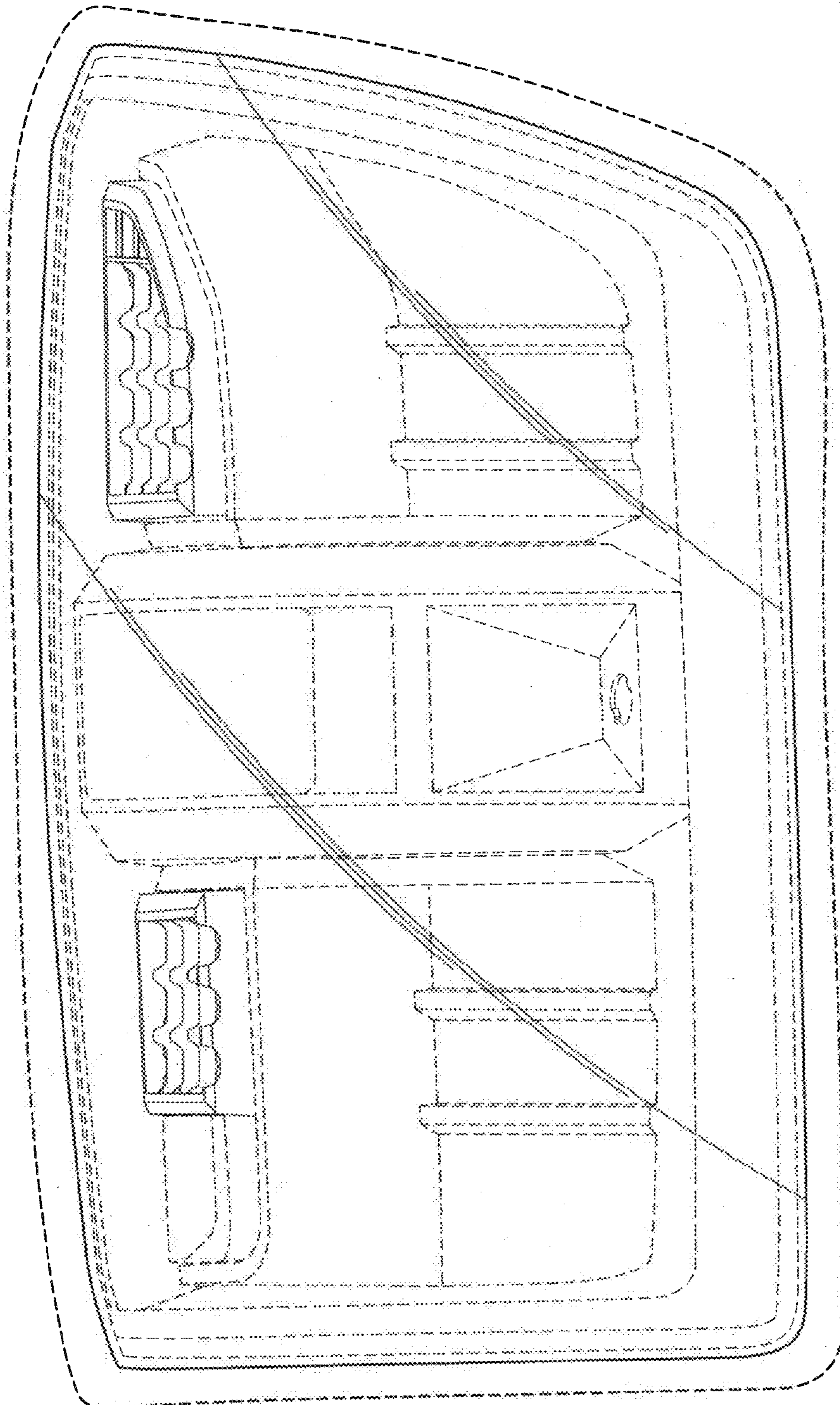


FIG. 3