



US00D724234S

(12) **United States Design Patent**  
**Hagege**

(10) **Patent No.:** **US D724,234 S**

(45) **Date of Patent:** **\*\* Mar. 10, 2015**

(54) **PERINEAL REHABILITATION PROBE**

(71) Applicant: **Fortava Holdings Ltd.**, Tortola (VG)

(72) Inventor: **Edward Hagege**, Herzelya Pituach (IL)

(73) Assignee: **Perinealis Ltd.**, Nicosia (CY)

(\*\*) Term: **14 Years**

(21) Appl. No.: **29/447,826**

(22) Filed: **Mar. 7, 2013**

(51) **LOC (10) Cl.** ..... **24-01**

(52) **U.S. Cl.**

USPC ..... **D24/200**; D24/187

(58) **Field of Classification Search**

CPC ..... A61H 33/12; A61H 33/06; A61H 33/063;  
A61H 2201/10; A61H 2201/00; A61H  
2201/005; A61H 2205/12; A61M 11/041;  
A61M 2011/065; A61M 2209/084; A61N  
5/0616; A61N 5/062; A61N 5/0613  
USPC ..... D24/133, 186-188, 200, 206-215;  
D10/57; 606/9, 33; 607/88-94;  
D13/108

See application file for complete search history.

(56) **References Cited**

**U.S. PATENT DOCUMENTS**

D218,850 S \* 9/1970 Sato ..... D10/60  
D218,851 S \* 9/1970 Sato ..... D10/60  
D223,050 S \* 3/1972 Sato ..... D10/60  
D227,801 S \* 7/1973 Oudewaal ..... D10/60  
D334,147 S \* 3/1993 Aukstikalnis et al. .... D10/80  
D344,903 S \* 3/1994 Gampp et al. .... D10/78

D371,200 S \* 6/1996 Maurer et al. .... D24/187  
D384,743 S \* 10/1997 Chia ..... D24/133  
D405,570 S \* 2/1999 Broecking ..... D32/32  
D409,929 S \* 5/1999 Fisher et al. .... D10/78  
D451,549 S \* 12/2001 Willat et al. .... D19/55  
D465,024 S \* 10/2002 Henderson et al. .... D24/133  
6,997,924 B2 \* 2/2006 Schwartz et al. .... 606/15  
D526,411 S \* 8/2006 Easley ..... D24/150  
D538,936 S \* 3/2007 Bohmel et al. .... D24/152  
D583,868 S \* 12/2008 Peterson ..... D19/55  
D616,992 S \* 6/2010 Kitayama ..... D24/186  
D629,098 S \* 12/2010 Sonleiter et al. .... D24/133  
D652,188 S \* 1/2012 Escobar ..... D32/32  
D653,761 S \* 2/2012 Lytle ..... D24/209  
D667,115 S \* 9/2012 Caballero ..... D24/141  
8,634,920 B2 \* 1/2014 Hagege ..... 607/41  
D701,971 S \* 4/2014 Valen et al. .... D24/209  
D703,333 S \* 4/2014 Saeki ..... D24/187  
2009/0124859 A1 \* 5/2009 Assell et al. .... 600/184

\* cited by examiner

*Primary Examiner* — Celia Murphy

*Assistant Examiner* — John Reickel

(74) *Attorney, Agent, or Firm* — Roach Brown McCarthy & Gruber, P.C.; Kevin D. McCarthy

(57) **CLAIM**

The ornamental design for a perineal rehabilitation probe, as shown and described.

**DESCRIPTION**

FIG. 1 is a perspective view of a perineal rehabilitation probe; FIG. 2 is a side view thereof; FIG. 3 is a rear view thereof; and, FIG. 4 is a front view thereof.

**1 Claim, 4 Drawing Sheets**

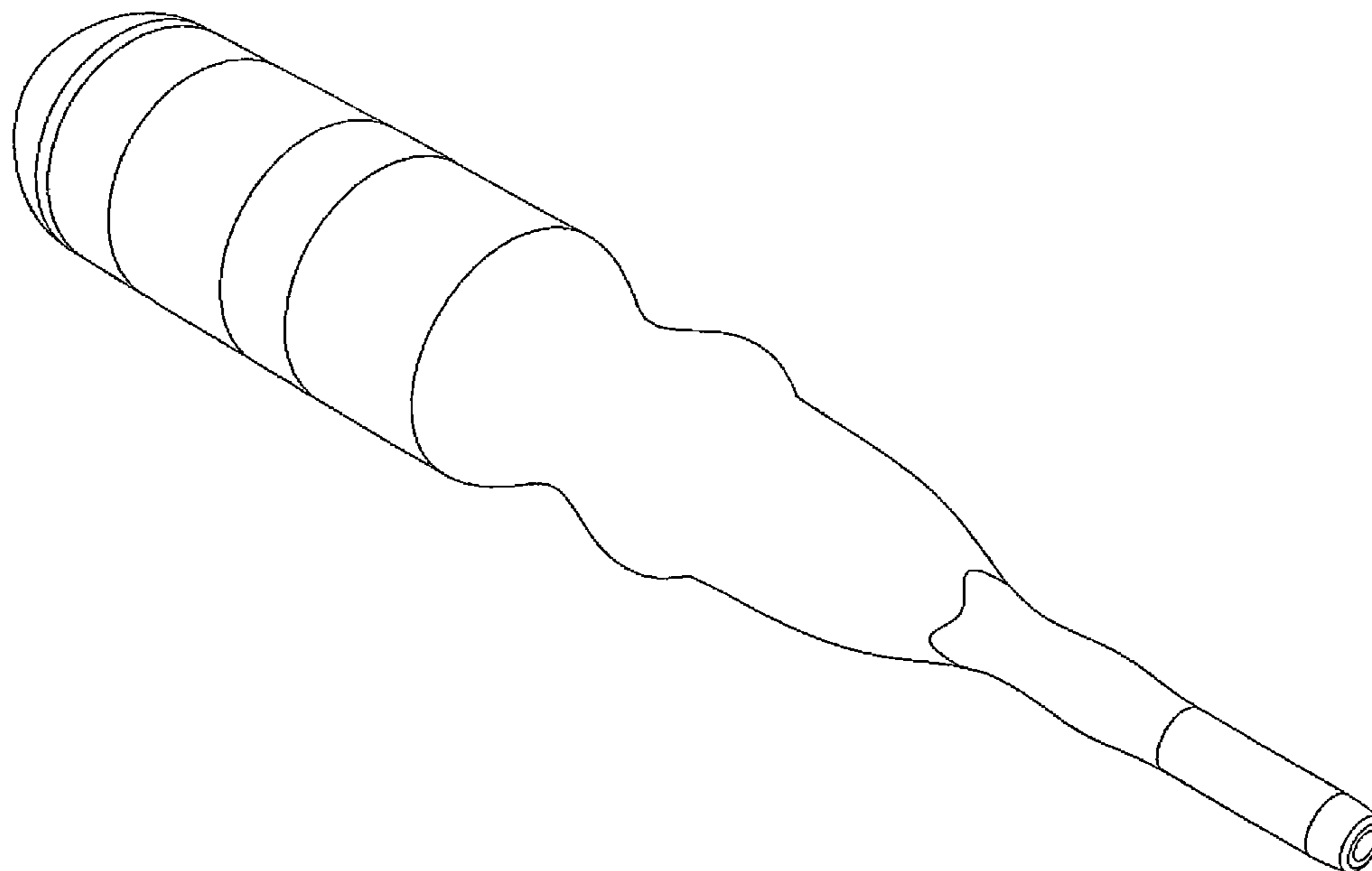
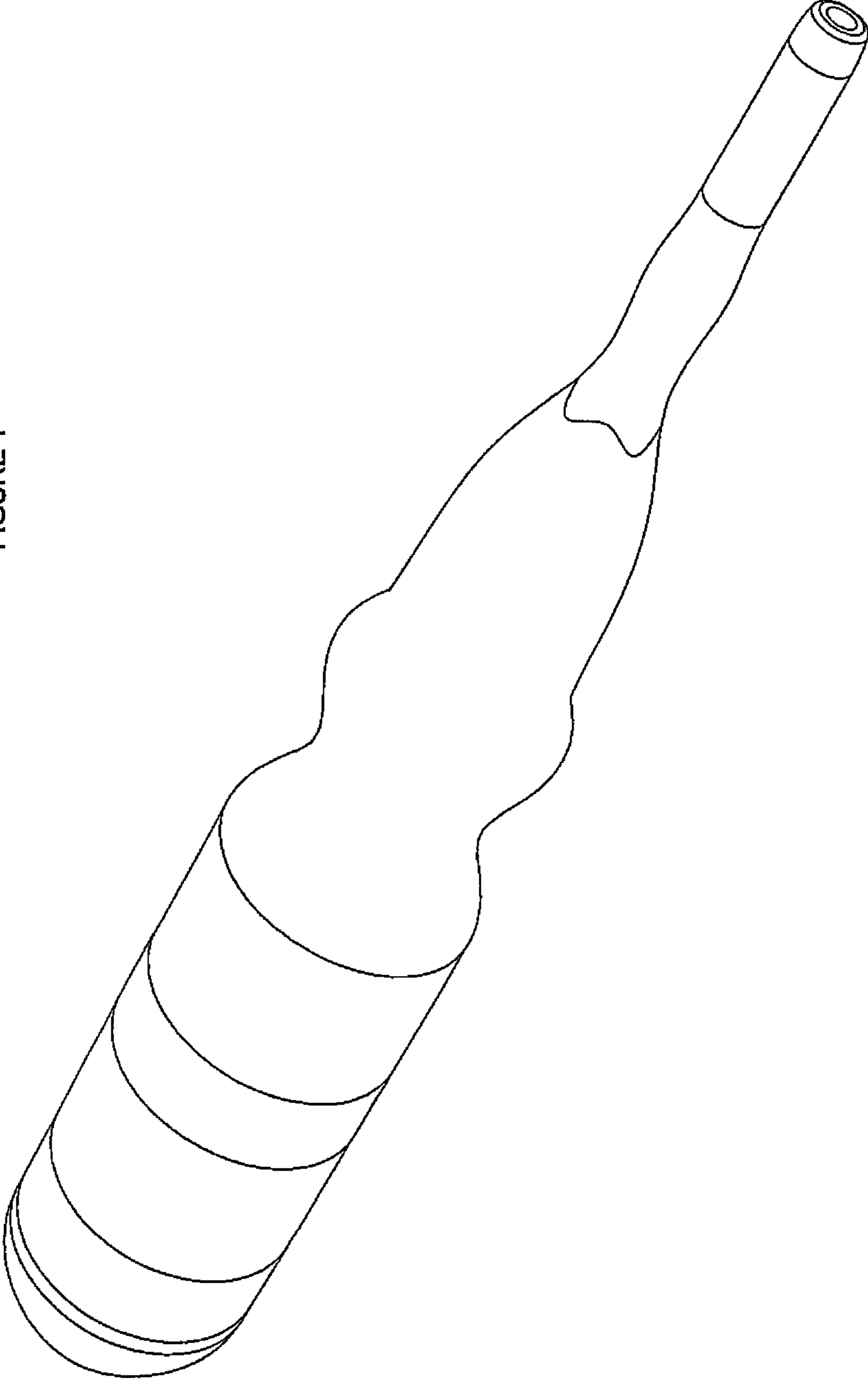


FIGURE 1



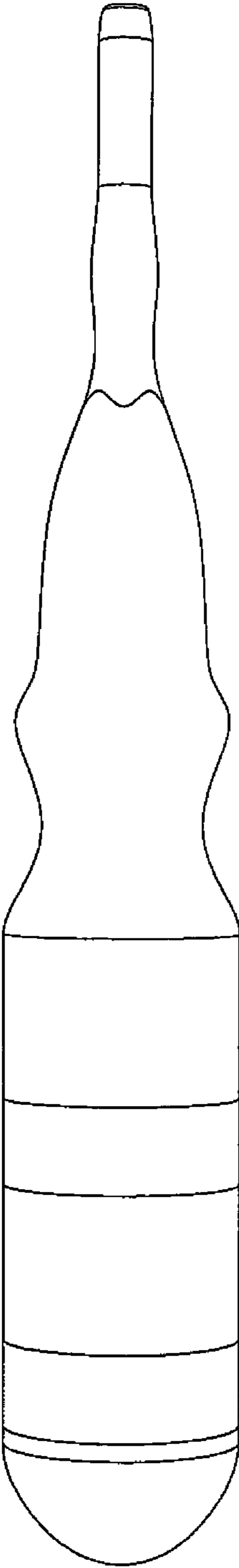


FIGURE 2

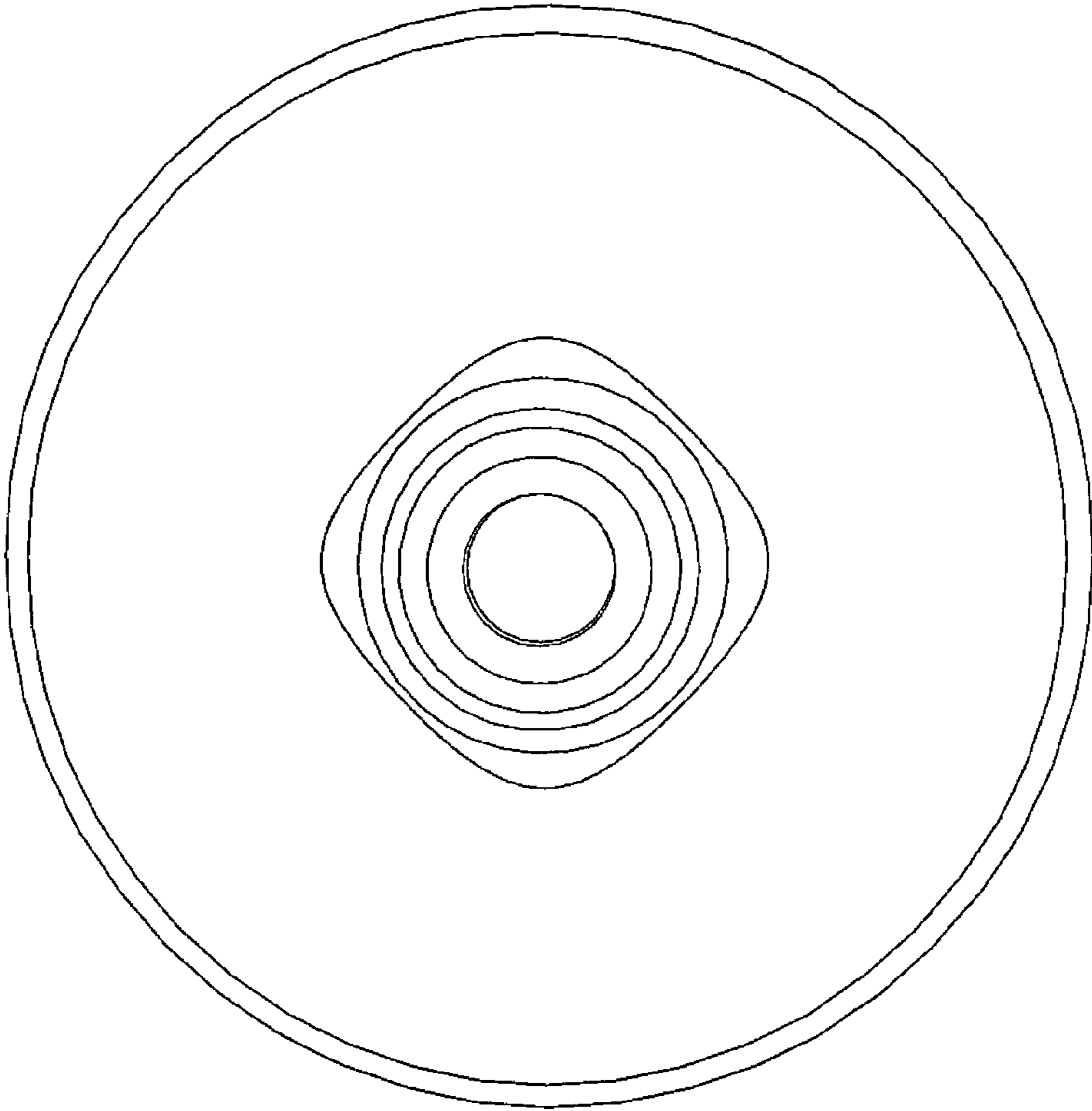


FIGURE 3




FIGURE 4