



US00D724179S

(12) **United States Design Patent**
Keenan et al.

(10) **Patent No.:** **US D724,179 S**
(45) **Date of Patent:** **** Mar. 10, 2015**

(54) **OIL FILTER**

(71) Applicant: **Kuss Filtration Inc.**, Findlay, OH (US)

(72) Inventors: **Patrick D. Keenan**, Bowling Green, OH (US); **Travis A. Schnipke**, Findlay, OH (US); **JonCarlo Mancini**, Dearborn, MI (US)

(73) Assignee: **Kuss Filtration Inc.**, Findlay, OH (US)

(**) Term: **14 Years**

(21) Appl. No.: **29/484,445**

(22) Filed: **Mar. 10, 2014**

(51) **LOC (10) Cl.** **23-01**

(52) **U.S. Cl.**
USPC **D23/209**

(58) **Field of Classification Search**
USPC D23/207, 209; 210/232, 233, 235, 248,
210/DIG. 17, 493.1

See application file for complete search history.

(56) **References Cited**

U.S. PATENT DOCUMENTS

4,629,558	A *	12/1986	Garritty	210/130
4,693,985	A *	9/1987	Degen et al.	436/531
5,230,795	A *	7/1993	Yang	210/236
5,411,659	A *	5/1995	Nichols	210/130

5,741,421	A *	4/1998	Erdmannsdoerfer et al.	210/450
5,762,796	A *	6/1998	Zraik	210/493.1
5,785,850	A *	7/1998	Lynch et al.	210/304
6,146,527	A *	11/2000	Oelschlaegel	210/232
6,207,050	B1 *	3/2001	Holifield	210/223
6,488,845	B1 *	12/2002	Neufeld et al.	210/232
6,752,847	B2 *	6/2004	Smithies	55/521
8,439,204	B1 *	5/2013	Tidwell	210/437
8,584,868	B2 *	11/2013	Wyhler et al.	210/483

* cited by examiner

Primary Examiner — Robin V Webster

(74) *Attorney, Agent, or Firm* — Brinks Gilson & Lione

(57) **CLAIM**

The ornamental design for an oil filter, as shown and described.

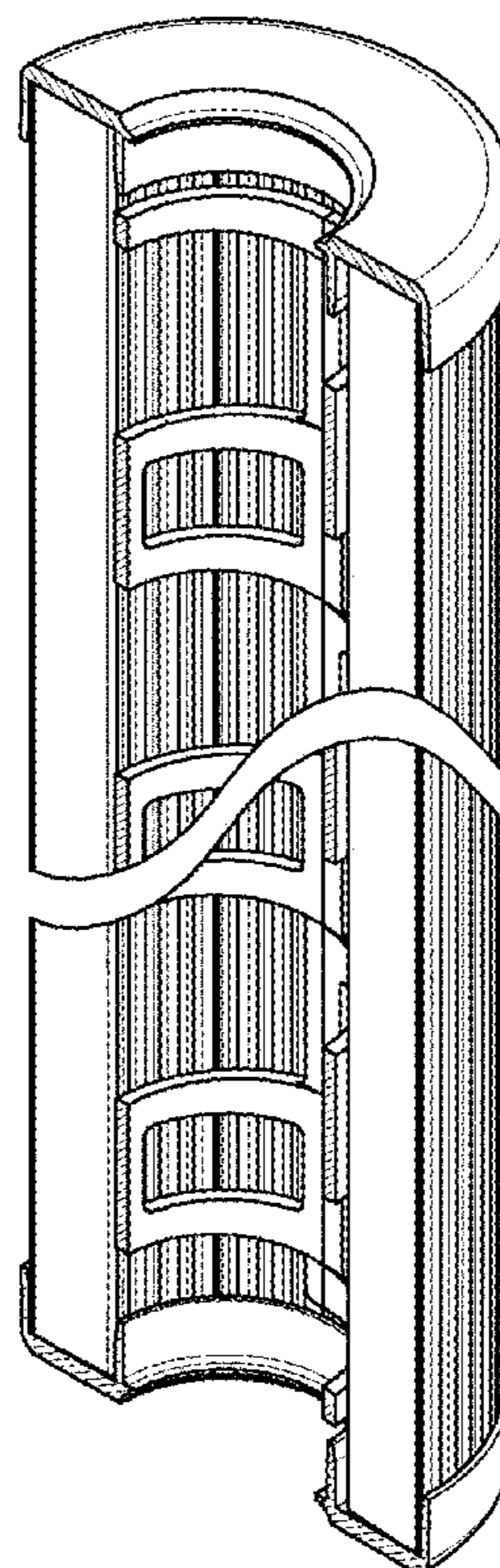
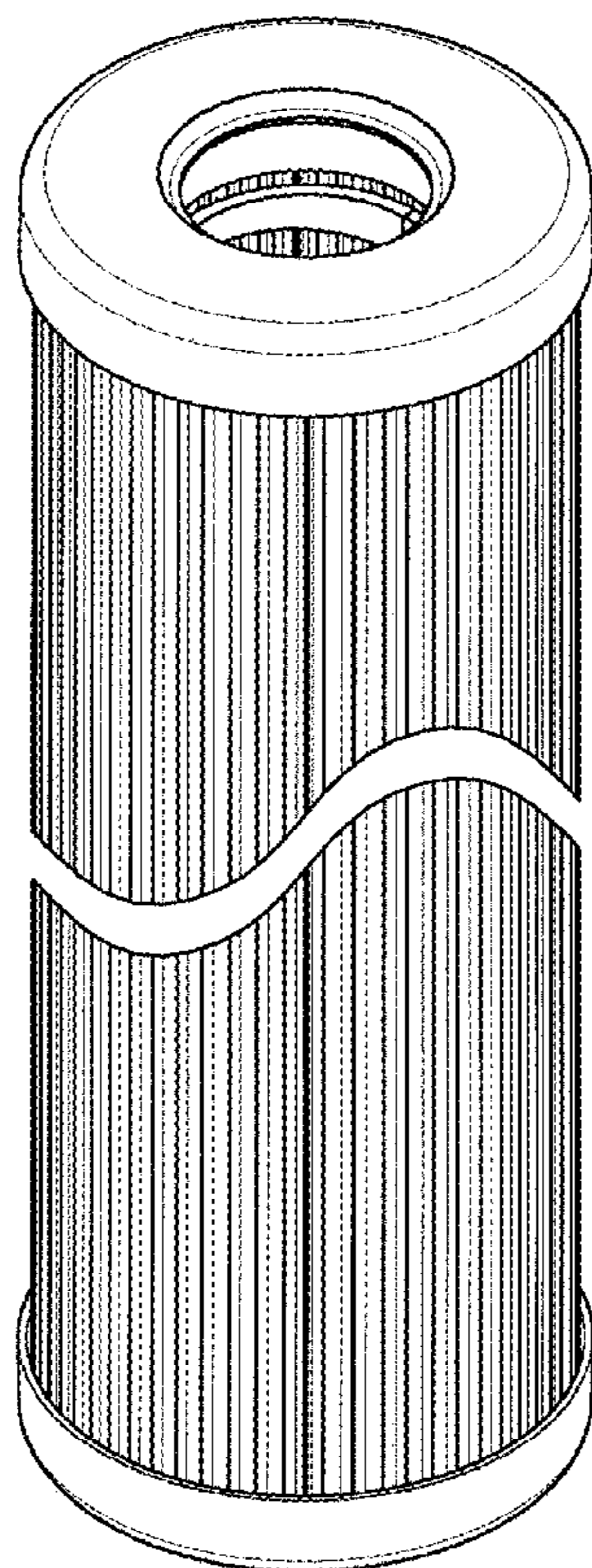
DESCRIPTION

FIG. 1 is a top perspective view of the oil filter;
FIG. 2 is another top perspective view, partially cut-away to show the visible interior features thereof;
FIG. 3 is a top view thereof, the bottom view being substantially identical; and,
FIG. 4. is front view thereof, the left, right and rear views being substantially identical.

The oil filter is shown broken away in FIGS. 1, 2 and 4 to indicate the design has no specific length.

References to “side”, “top”, “front” and “bottom” in the figure descriptions are not meant to require certain in-use orientation; an oil filter according to the claimed design may be used in any orientation.

1 Claim, 2 Drawing Sheets



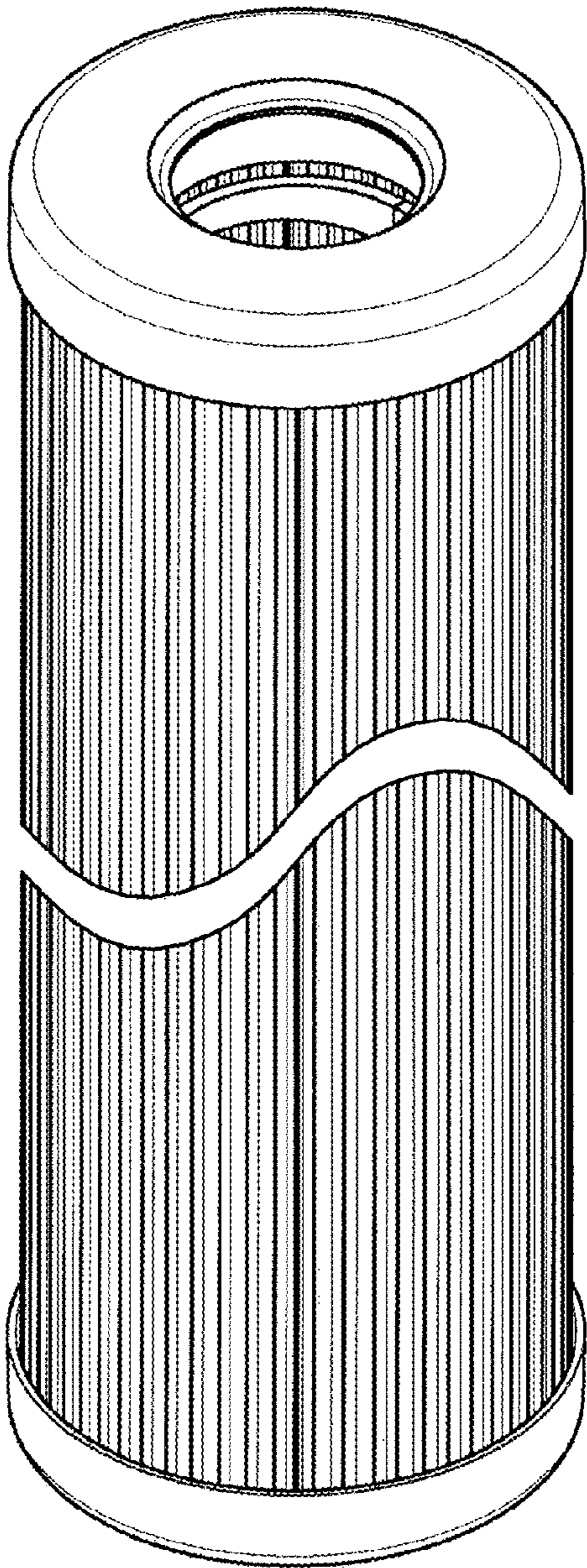


FIG. 1

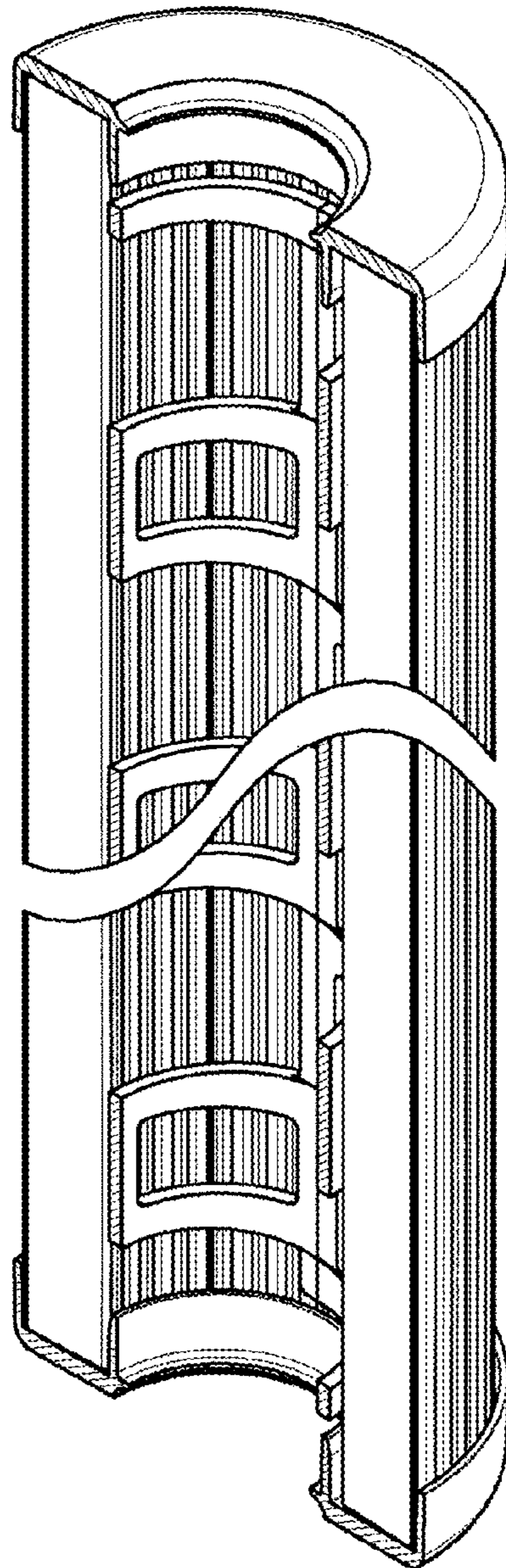


FIG. 2

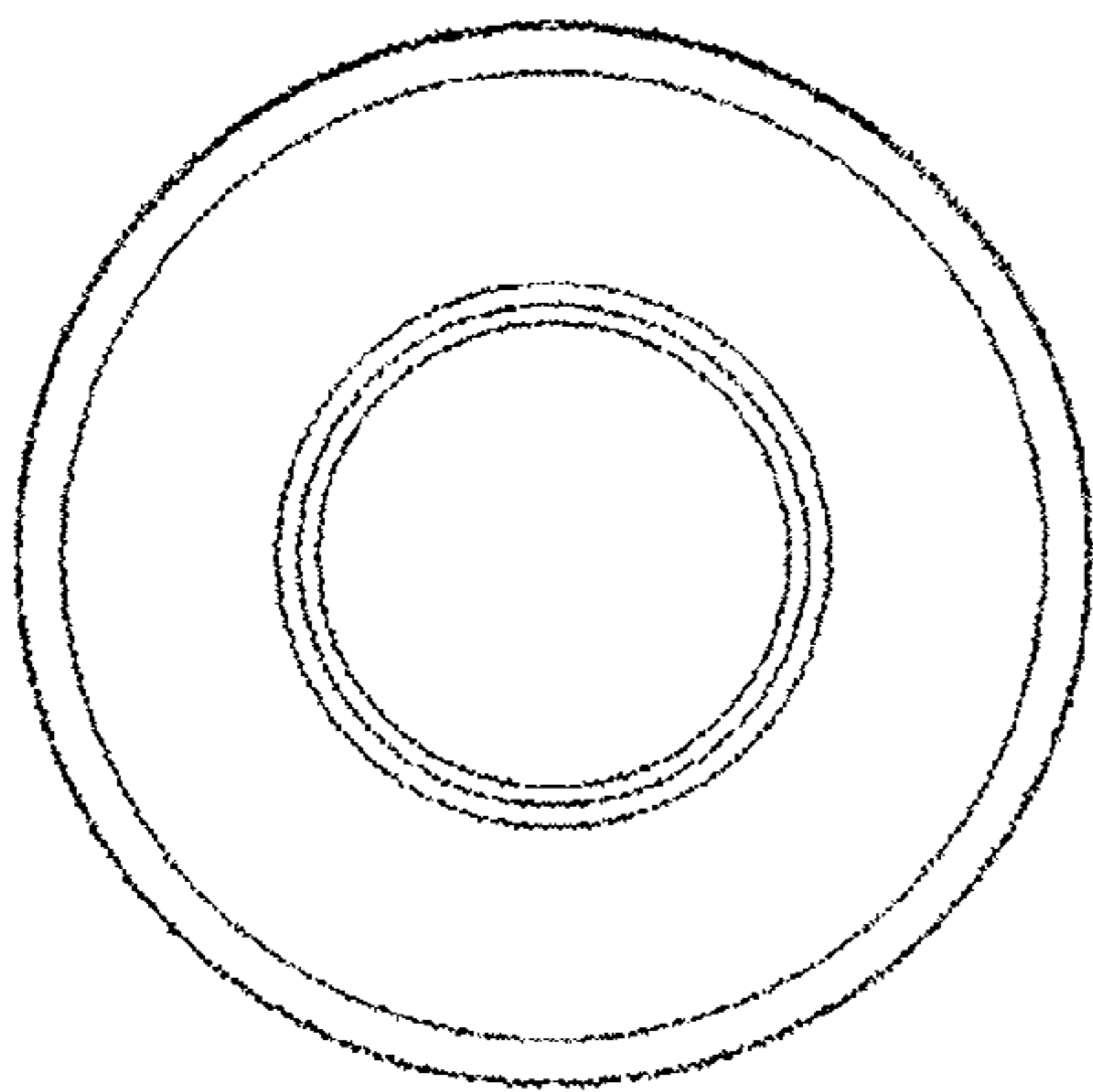


FIG. 3

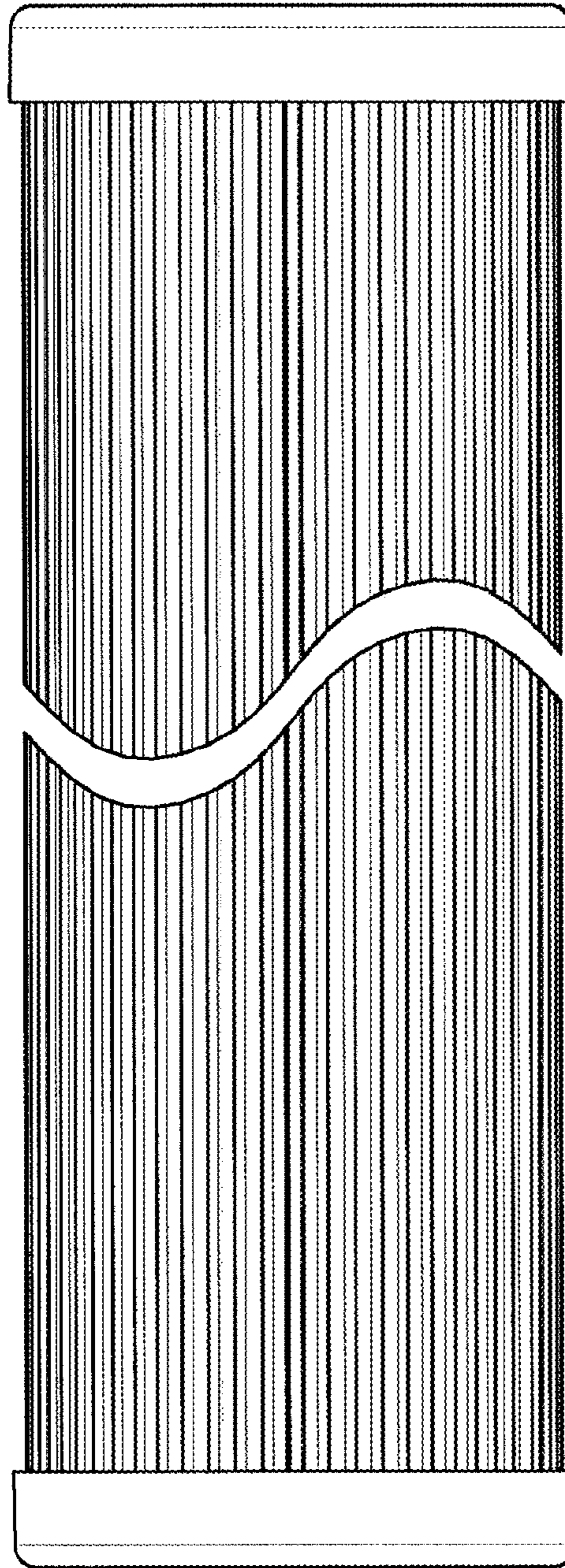


FIG. 4