



US00D724161S

(12) **United States Design Patent**
Kühne

(10) **Patent No.:** **US D724,161 S**
(45) **Date of Patent:** **** Mar. 10, 2015**

(54) **THERAPEUTIC AND EXERCISING DEVICE**

(71) Applicant: **New Balls Training Concepts GmbH,**
Dorsten (DE)

(72) Inventor: **Tetyana Kühne,** Bochum (DE)

(73) Assignee: **New Balls Training Concepts GmbH,**
Dorsten (DE)

(**) Term: **14 Years**

(21) Appl. No.: **29/469,531**

(22) Filed: **Oct. 11, 2013**

(51) **LOC (10) Cl.** **21-02**

(52) **U.S. Cl.**
USPC **D21/662; D24/211**

(58) **Field of Classification Search**
CPC A01K 15/026; A63B 21/023; A63B
21/00043; A61H 15/0092; A61H 15/00;
A61H 2015/0035; A61H 2015/0064
USPC D21/662, 672, 679-682, 684, 688,
D21/691-694; 482/49, 92, 95, 96, 104-106,
482/108, 132; D30/160; 446/486; D8/107,
D8/303; D24/211; D9/773
See application file for complete search history.

(56) **References Cited**

U.S. PATENT DOCUMENTS

1,918,142 A * 7/1933 Smith 482/108
3,705,579 A * 12/1972 Morini et al. 601/121
D264,983 S * 6/1982 Logan D21/681

4,785,800 A * 11/1988 Stilson 601/121
4,909,506 A * 3/1990 Smith 482/124
D339,839 S * 9/1993 Day D21/678
D381,083 S * 7/1997 Ratajac D24/211
5,647,302 A * 7/1997 Shipp 119/709
D383,815 S * 9/1997 Isaacson D21/678
D387,871 S * 12/1997 Childs et al. D24/211
D446,584 S * 8/2001 Chen D24/211
D489,102 S * 4/2004 Chen D21/681
D492,791 S * 7/2004 Alexander D24/211
D497,457 S * 10/2004 Willinger D30/160
D522,075 S * 5/2006 Cheng D21/681
D538,359 S * 3/2007 Yordinsky D21/681
7,189,210 B1 * 3/2007 Hillman 601/27
D702,362 S * 4/2014 Thorne et al. D24/211
D704,852 S * 5/2014 Yang D24/211

* cited by examiner

Primary Examiner — George D Kirschbaum

Assistant Examiner — Jennifer Watkins

(74) *Attorney, Agent, or Firm* — Gudrun E. Hockett

(57) **CLAIM**

I claim, the ornamental design for a therapeutic and exercising device, as shown and described.

DESCRIPTION

FIG. 1 is a first perspective view of my therapeutic and exercising device;

FIG. 2 is a second perspective view of my therapeutic and exercising device;

FIG. 3 is a side view of my therapeutic and exercising device; and,

FIG. 4 is an end view of my therapeutic and exercising device.

1 Claim, 2 Drawing Sheets

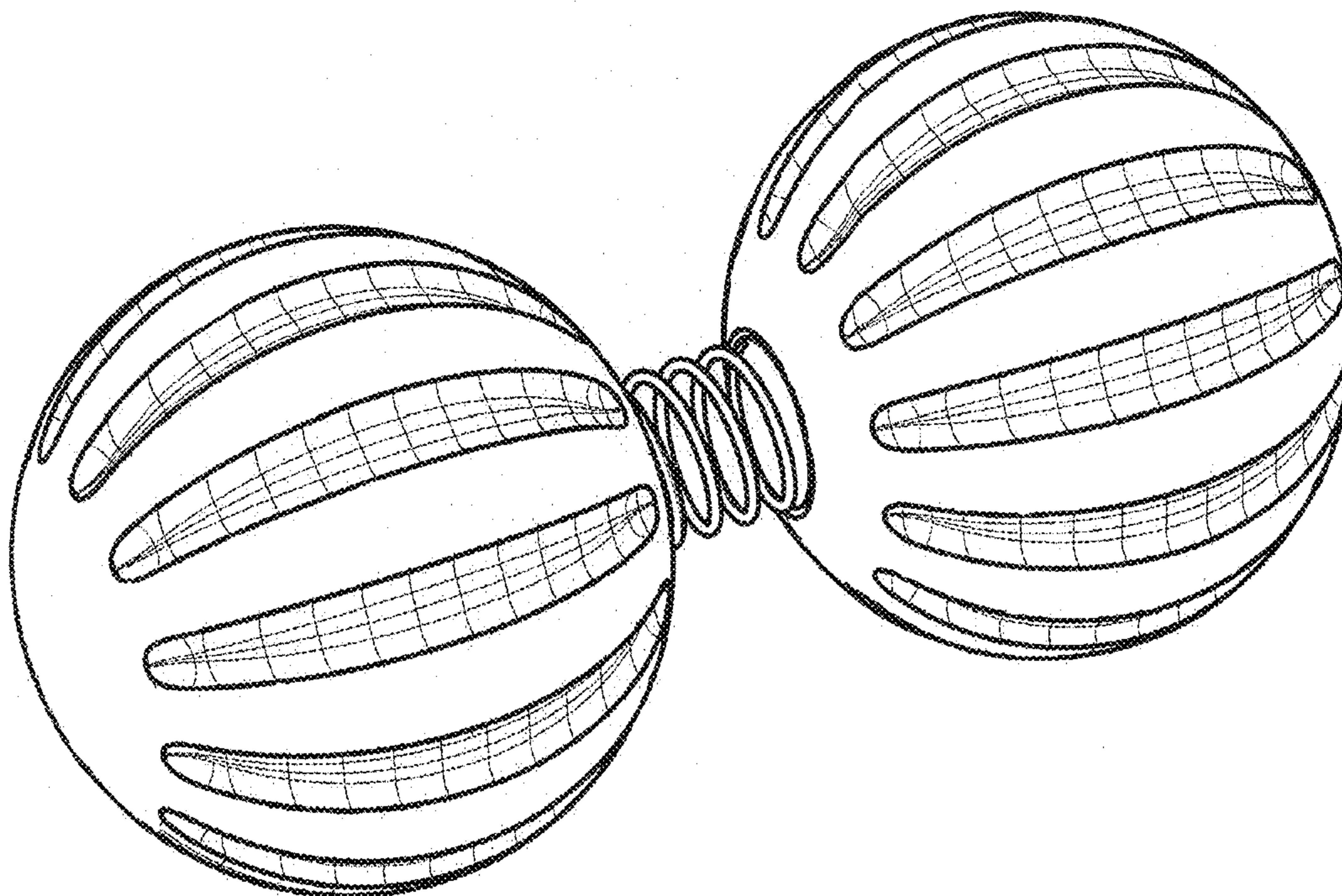


Fig. 1

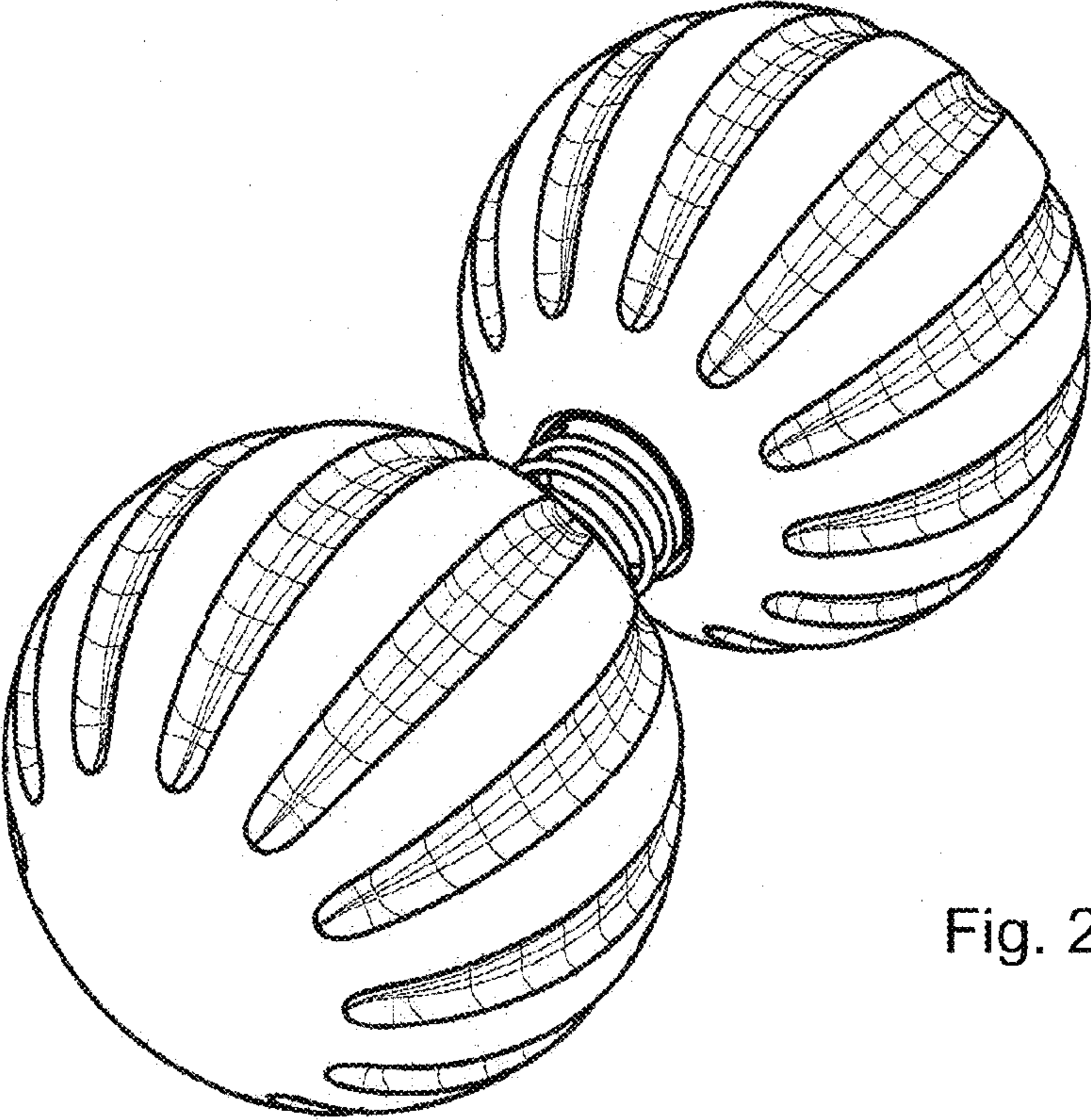
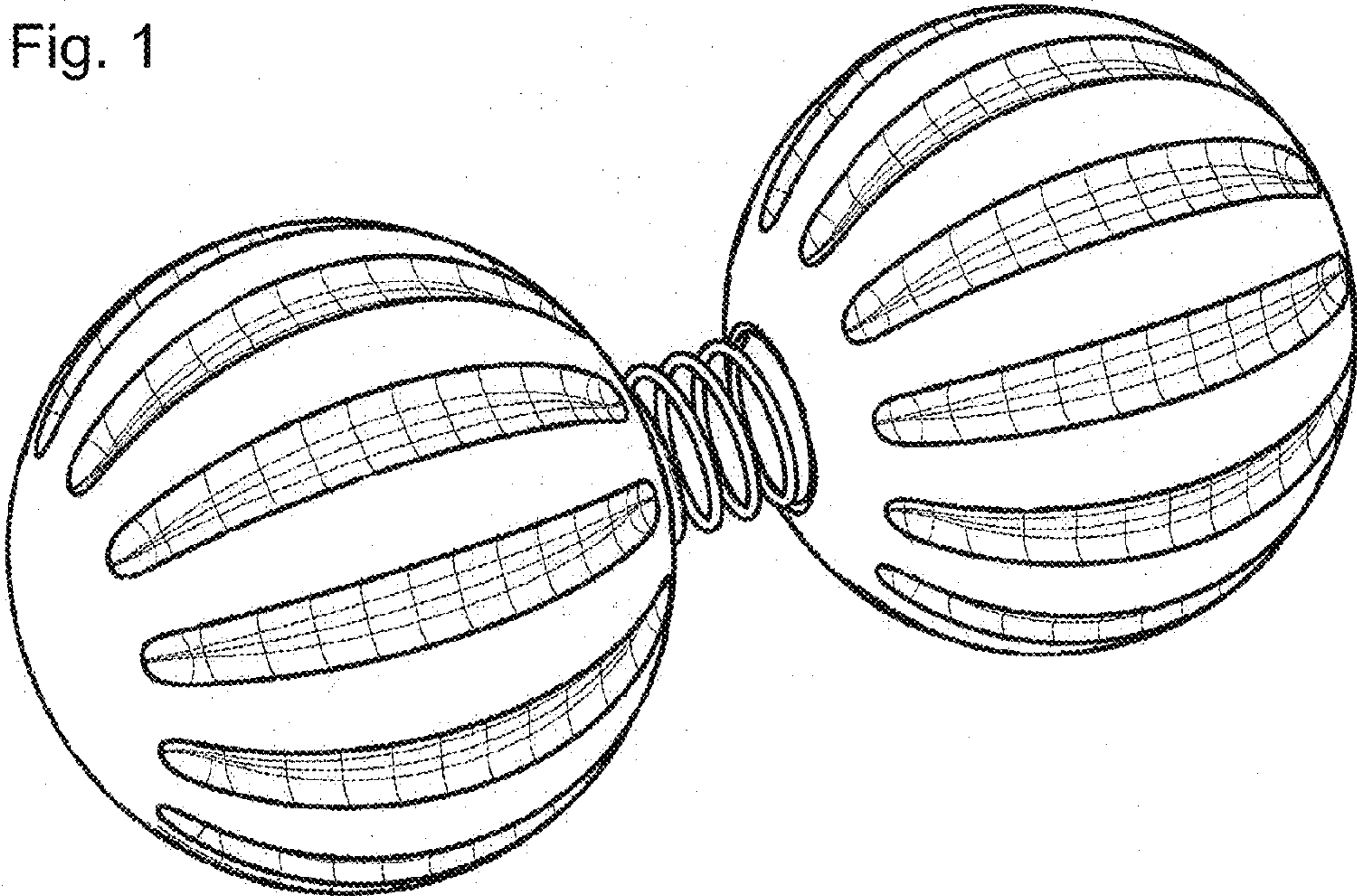


Fig. 2

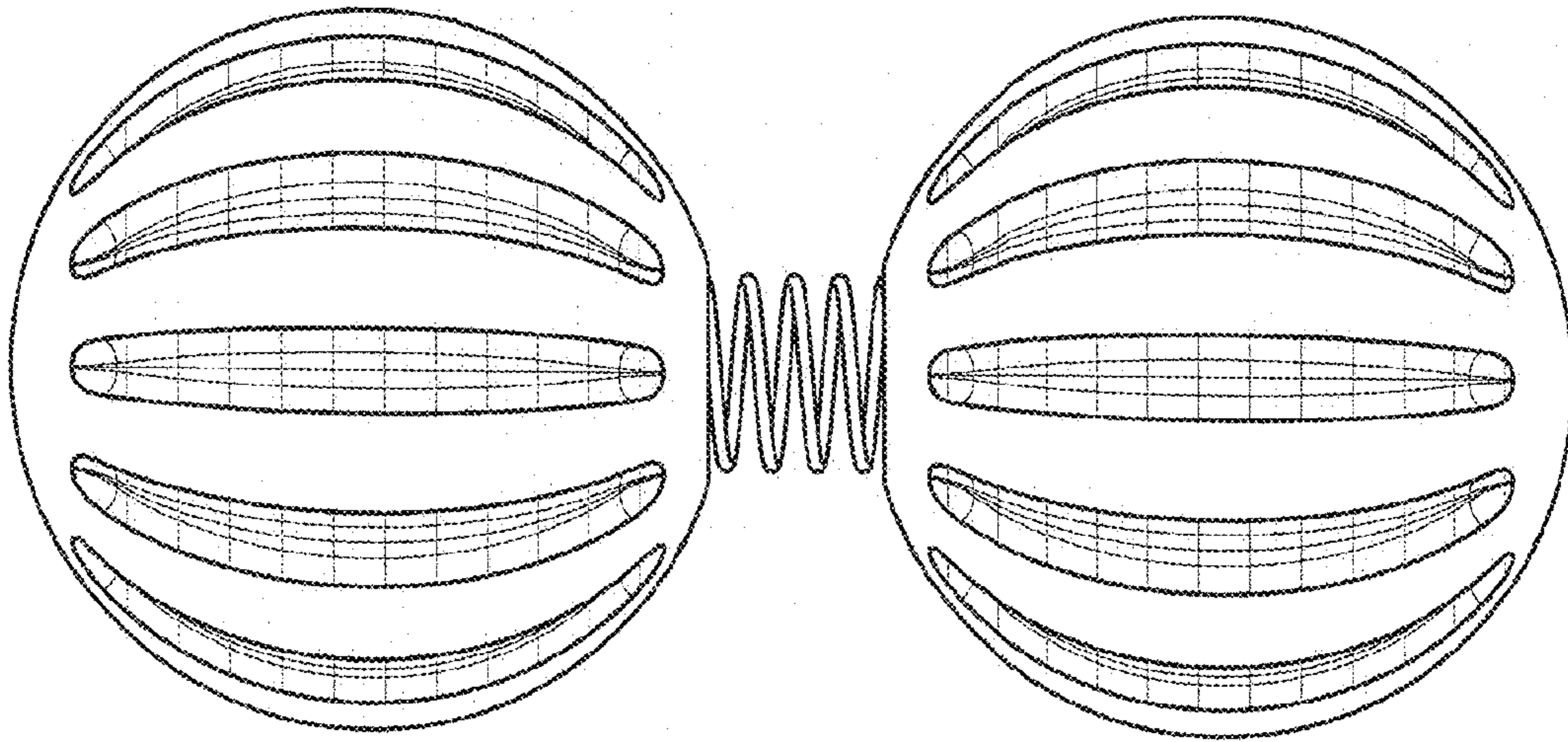


Fig. 3

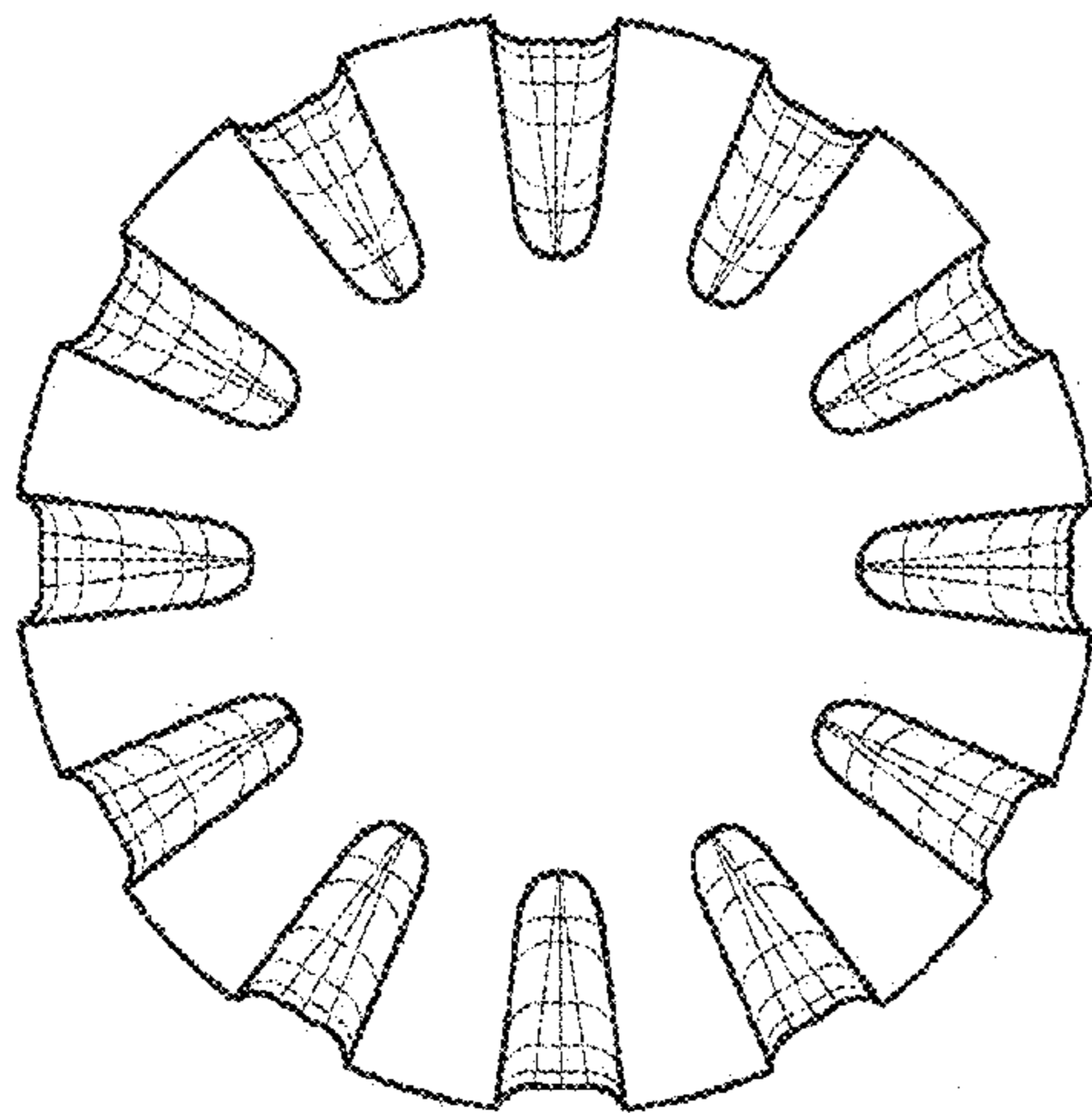


Fig. 4