

US00D724160S

(12) **United States Design Patent**
Kuo

(10) **Patent No.:** **US D724,160 S**

(45) **Date of Patent:** **** Mar. 10, 2015**

(54) **MUSCLE DEVELOPMENT DEVICE**

(71) Applicant: **Hai-Pin Kuo**, Tainan (TW)

(72) Inventor: **Hai-Pin Kuo**, Tainan (TW)

(73) Assignee: **Sports Art Industrial Co., Ltd.**, Tainan (TW)

(**) Term: **14 Years**

(21) Appl. No.: **29/460,560**

(22) Filed: **Jul. 12, 2013**

(51) **LOC (10) Cl.** **21-02**

(52) **U.S. Cl.**
USPC **D21/662**

(58) **Field of Classification Search**
USPC D21/662, 673, 674, 675, 676, 691, 694;
D8/349, 354; 482/934, 94, 95, 96, 101,
482/133, 134, 135; D6/552
See application file for complete search history.

(56) **References Cited**

U.S. PATENT DOCUMENTS

D305,567 S *	1/1990	Scott	D25/67
D398,677 S *	9/1998	Kysilka	D21/684
D437,370 S *	2/2001	Webber et al.	D21/694
D454,930 S *	3/2002	Novak	D21/686
D480,773 S *	10/2003	Suchanek et al.	D21/694

D506,516 S *	6/2005	Yang	D21/694
6,910,994 B2 *	6/2005	Mitchell et al.	482/100
6,932,748 B2 *	8/2005	Huang	482/139
D519,586 S *	4/2006	Schulz et al.	D21/691
D607,580 S *	1/2010	Charette	D25/62
D704,779 S *	5/2014	Boatwright	D21/686
2010/0152007 A1 *	6/2010	Le et al.	482/148

* cited by examiner

Primary Examiner — George D Kirschbaum

Assistant Examiner — Jennifer Watkins

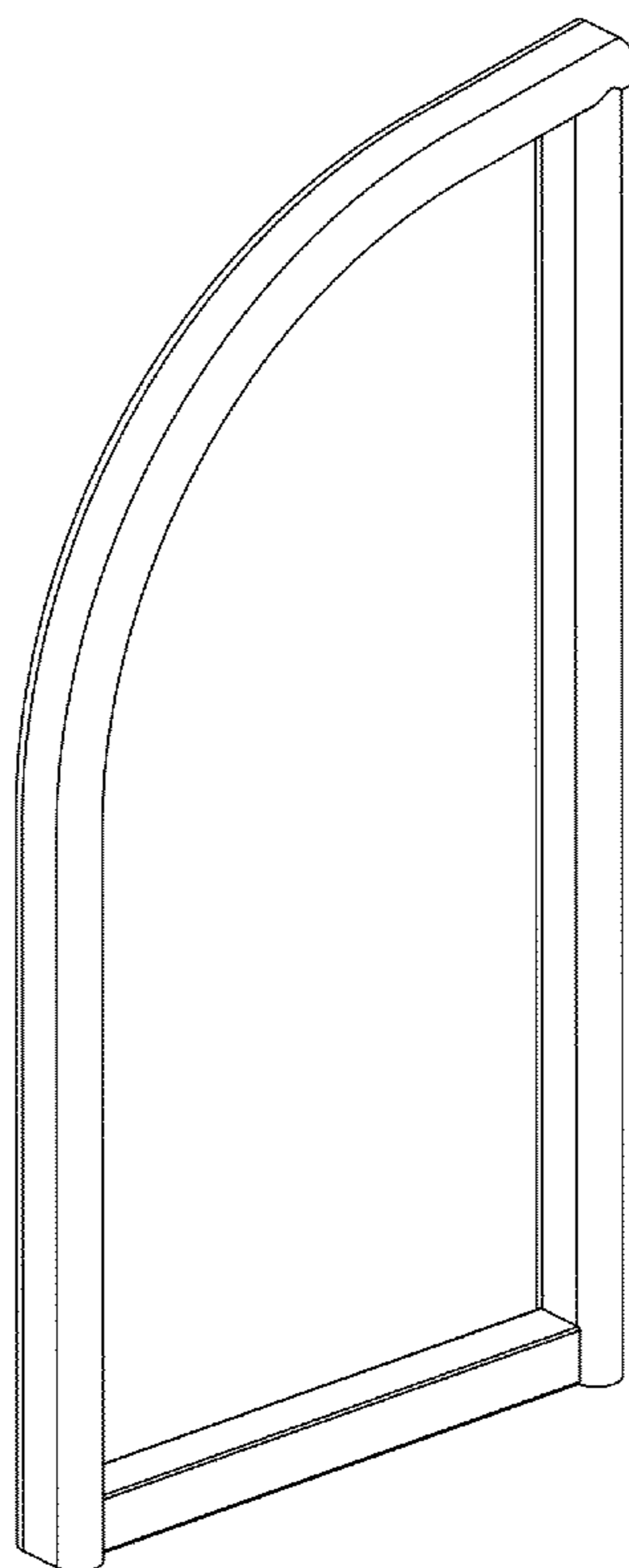
(57) **CLAIM**

The ornamental design for a muscle development device, as shown and described.

DESCRIPTION

FIG. 1 is a perspective view of a muscle development device showing my new design thereof;
FIG. 2 is a front elevational view thereof;
FIG. 3 is a rear elevational view thereof;
FIG. 4 is a left side elevational view thereof;
FIG. 5 is a right side elevational view thereof;
FIG. 6 is a top plan view thereof;
FIG. 7 is a bottom plan view thereof; and,
FIG. 8 is another perspective view of a muscle development device of FIG. 1.

1 Claim, 8 Drawing Sheets



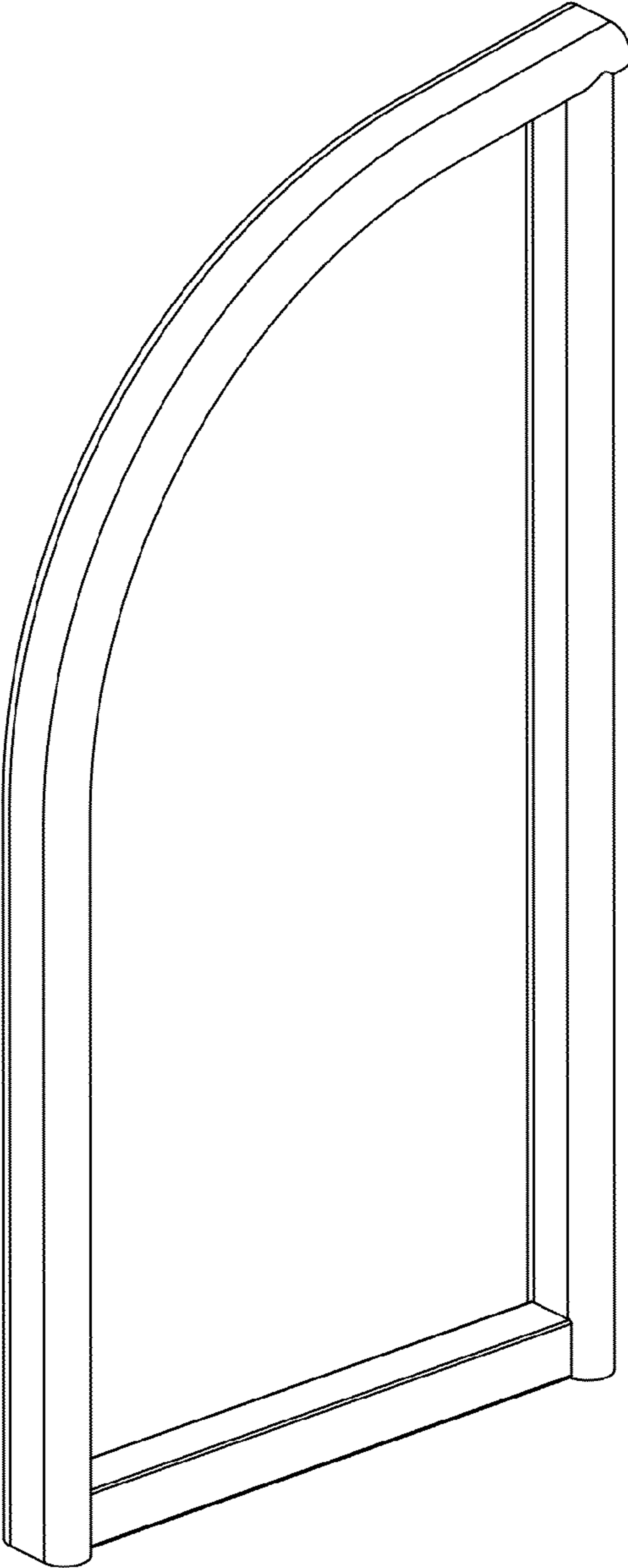


FIG. 1




FIG. 2

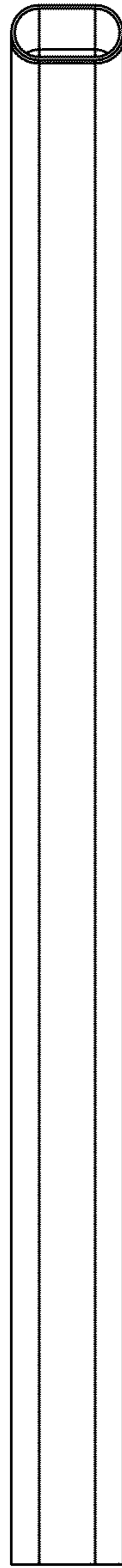


FIG. 3




FIG. 4




FIG. 5




FIG. 6

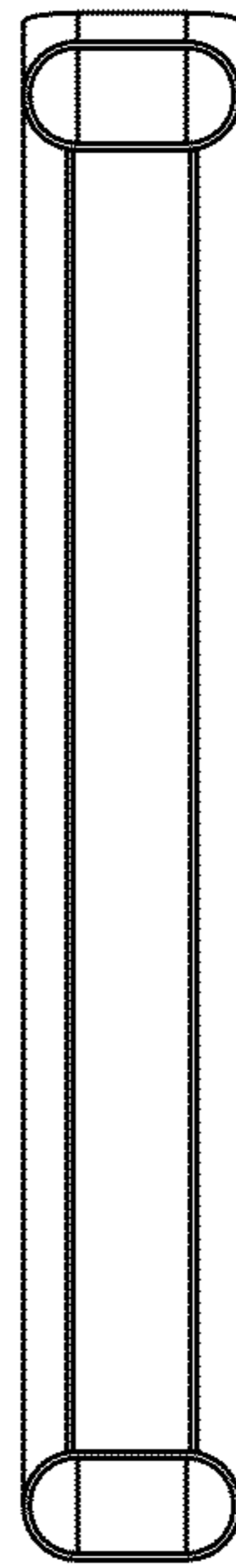


FIG. 7




FIG. 8