



US00D724153S

(12) **United States Design Patent**  
**Sacks**

(10) **Patent No.:** **US D724,153 S**  
(45) **Date of Patent:** **\*\* Mar. 10, 2015**

(54) **DISPLAY ATTACHMENT FOR DOOR HANDLE**

(56) **References Cited**

U.S. PATENT DOCUMENTS

(71) Applicant: **Cooler Display Inc.**, Lewisville, TX (US)  
(72) Inventor: **Eric J. Sacks**, Flower Mound, TX (US)  
(73) Assignee: **Cooler Display Inc.**, Lewisville, TX (US)

5,189,822 A *	3/1993	Schmanski et al. ....	40/611.05
5,461,836 A *	10/1995	Yang .....	52/179
D415,208 S *	10/1999	Hammar .....	D20/44
D510,602 S *	10/2005	Wasilko .....	D20/44
D512,104 S *	11/2005	Lowry .....	D20/44
D600,484 S *	9/2009	Anderson et al. ....	D6/580
D614,241 S *	4/2010	Garfinkle et al. ....	D20/44
D683,797 S *	6/2013	Sjodin .....	D20/44
D685,856 S *	7/2013	Hawkins .....	D20/44

(\*\*) Term: **14 Years**

\* cited by examiner

(21) Appl. No.: **29/454,302**

*Primary Examiner* — Mary Ann Calabrese

(22) Filed: **May 8, 2013**

(74) *Attorney, Agent, or Firm* — Howison & Amott, LLP

(51) **LOC (10) Cl.** ..... **20-03**

(57) **CLAIM**

The ornamental design for a display attachment for door handle, as shown and described.

(52) **U.S. Cl.**  
USPC ..... **D20/44**

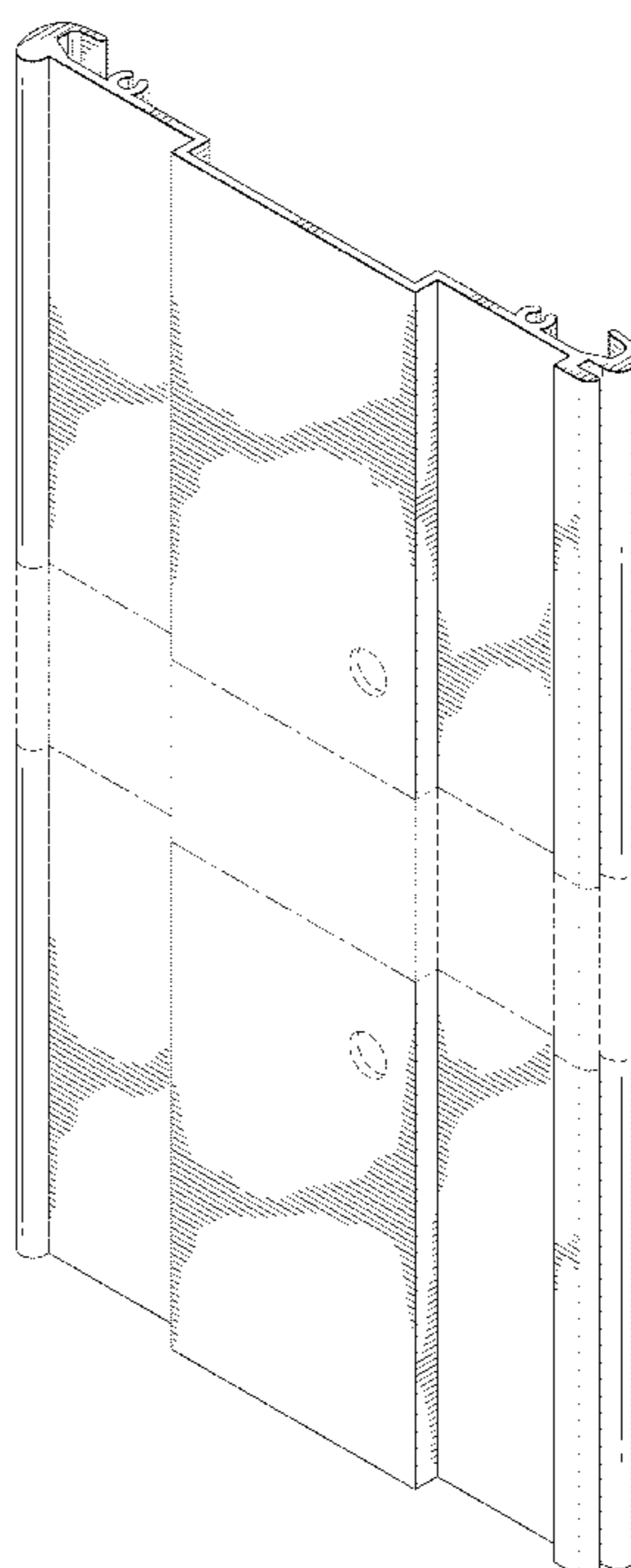
**DESCRIPTION**

(58) **Field of Classification Search**  
CPC ..... G09F 3/08; G09F 3/10; G09F 3/16; G09F 3/18; G09F 3/20; G09F 3/201; G09F 3/202; G09F 3/203; G09F 3/204; G09F 7/02; G09F 7/04; G09F 7/08; G09F 7/10; G09F 7/18; G09F 7/20; G09F 7/22; G09F 1/10; A45C 13/42; E04F 11/16  
USPC ..... D20/10, 19, 39, 43, 44; 40/606.01, 607, 40/611.05, 611.08, 637, 642.02, 645, 40/649-651, 654, 654.9, 661, 661.02, 40/661.09, 661.12; D25/119-121, 123, D25/125; 52/179

FIG. 1 is a front perspective view of a display attachment for door handle showing the new design; FIG. 2 is a front view thereof; FIG. 3 is a rear view thereof; FIG. 4 is a right side view thereof; FIG. 5 is a left side view thereof; FIG. 6 is a top view thereof; FIG. 7 is a bottom view thereof; and, FIG. 8 is a rear perspective view thereof. The display attachment for door handle is shown with broken lines in FIGS. 1-5 and 8 to indicate no specific length. The broken lines within the bounds of the display attachment for door handle represent unclaimed portions of the design that form no part of the claimed design.

See application file for complete search history.

**1 Claim, 6 Drawing Sheets**



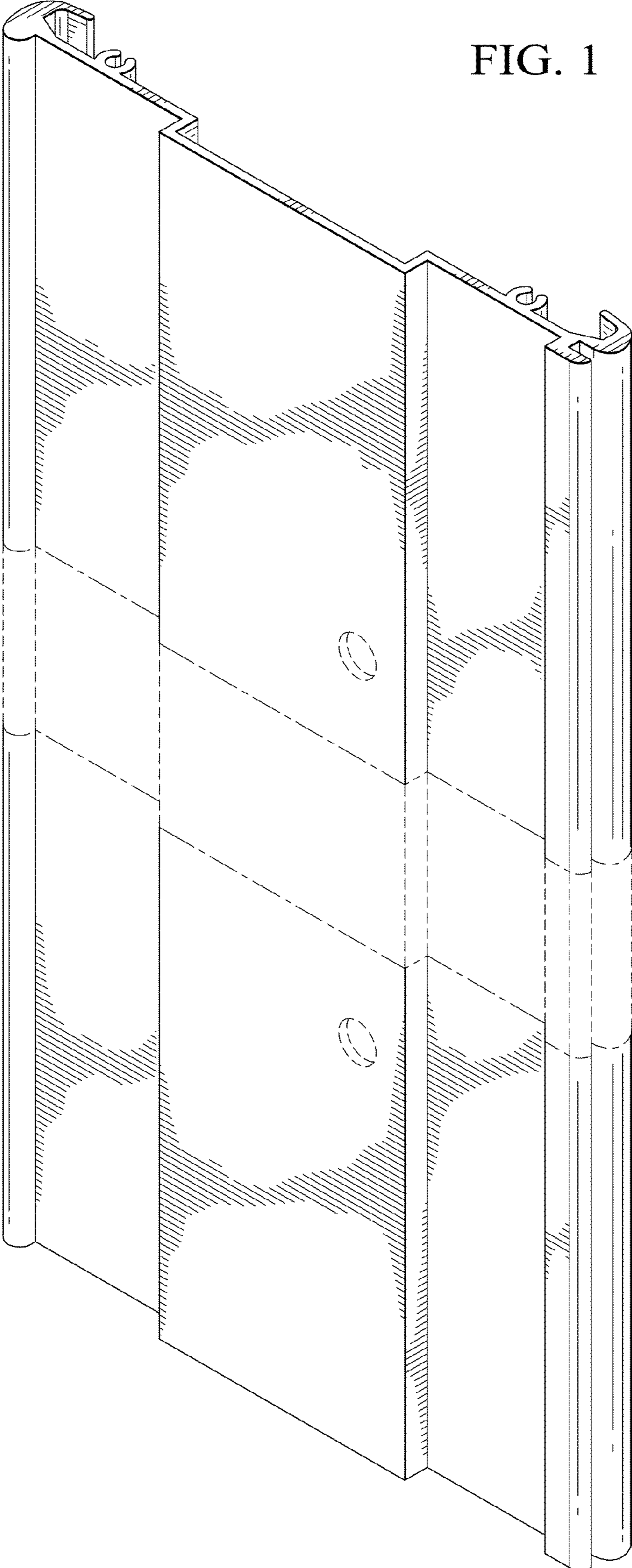


FIG. 1

FIG. 2

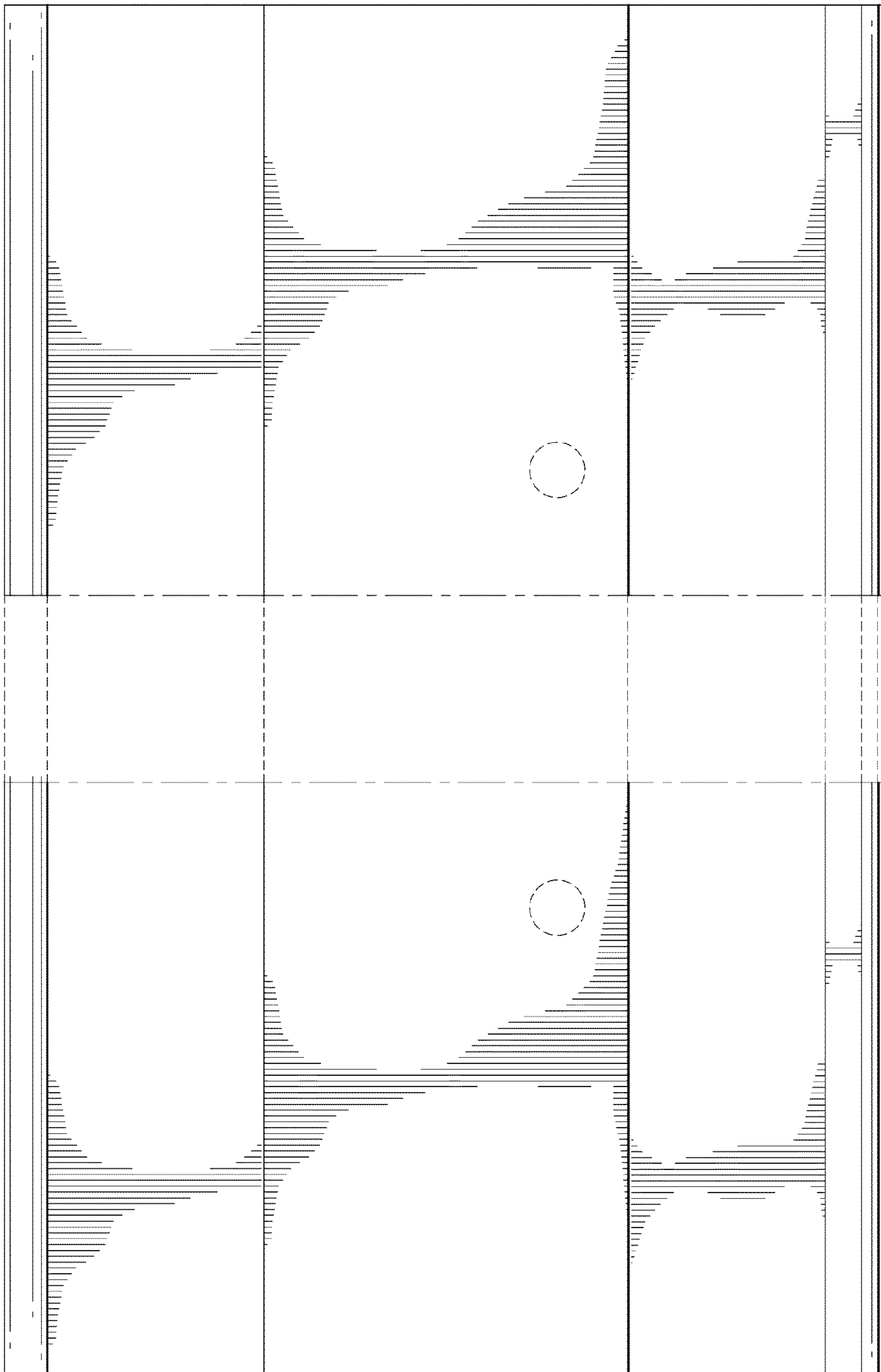
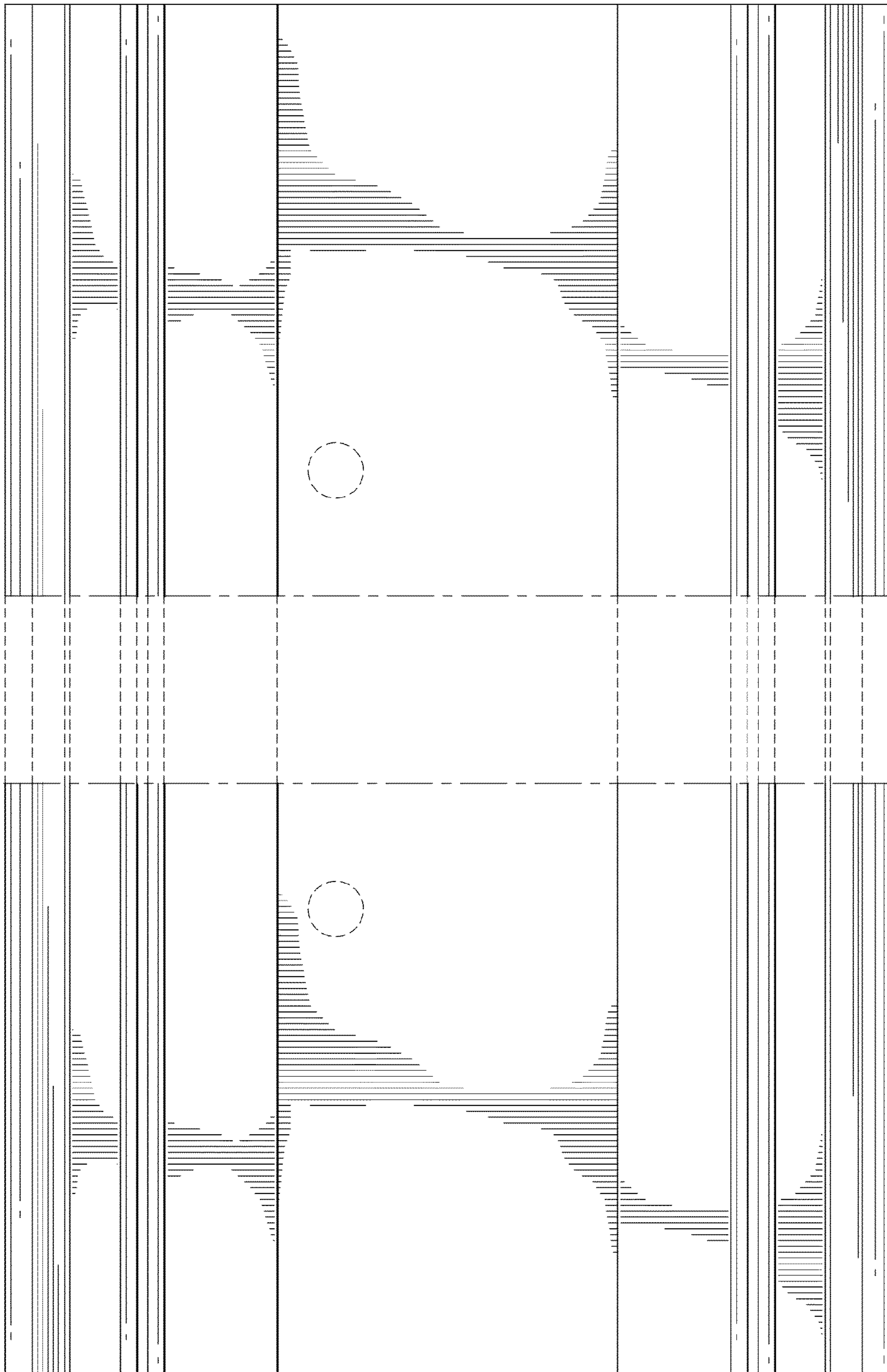




FIG. 3



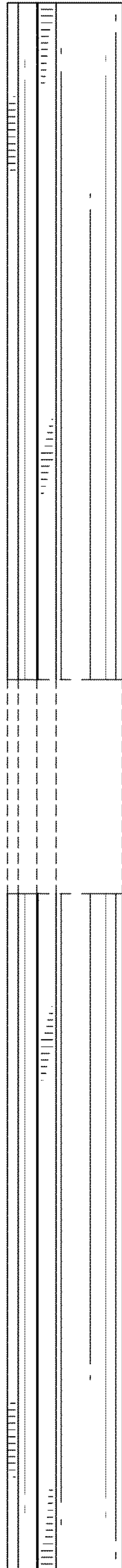


FIG. 4




FIG. 5

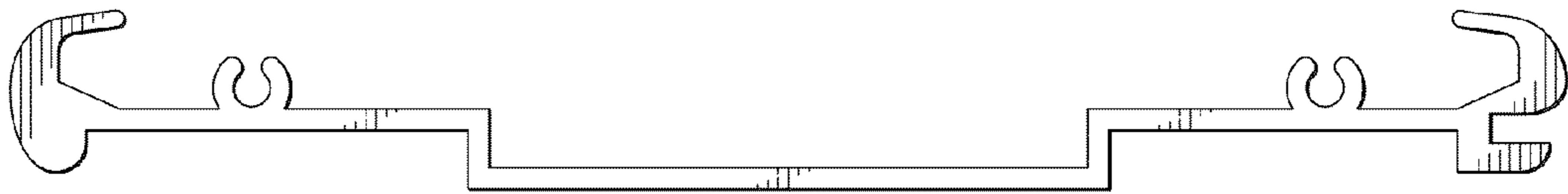


FIG. 6

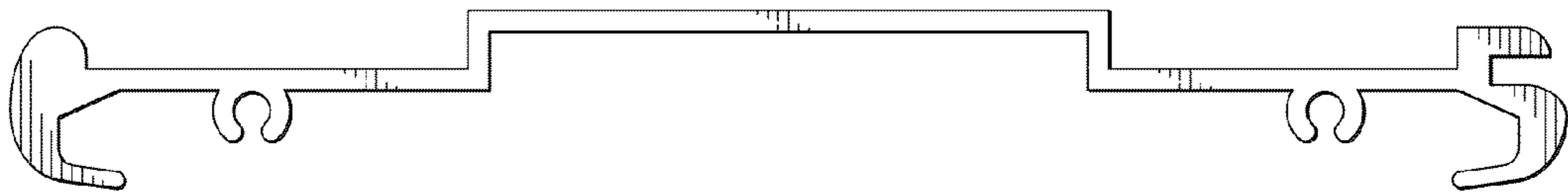


FIG. 7

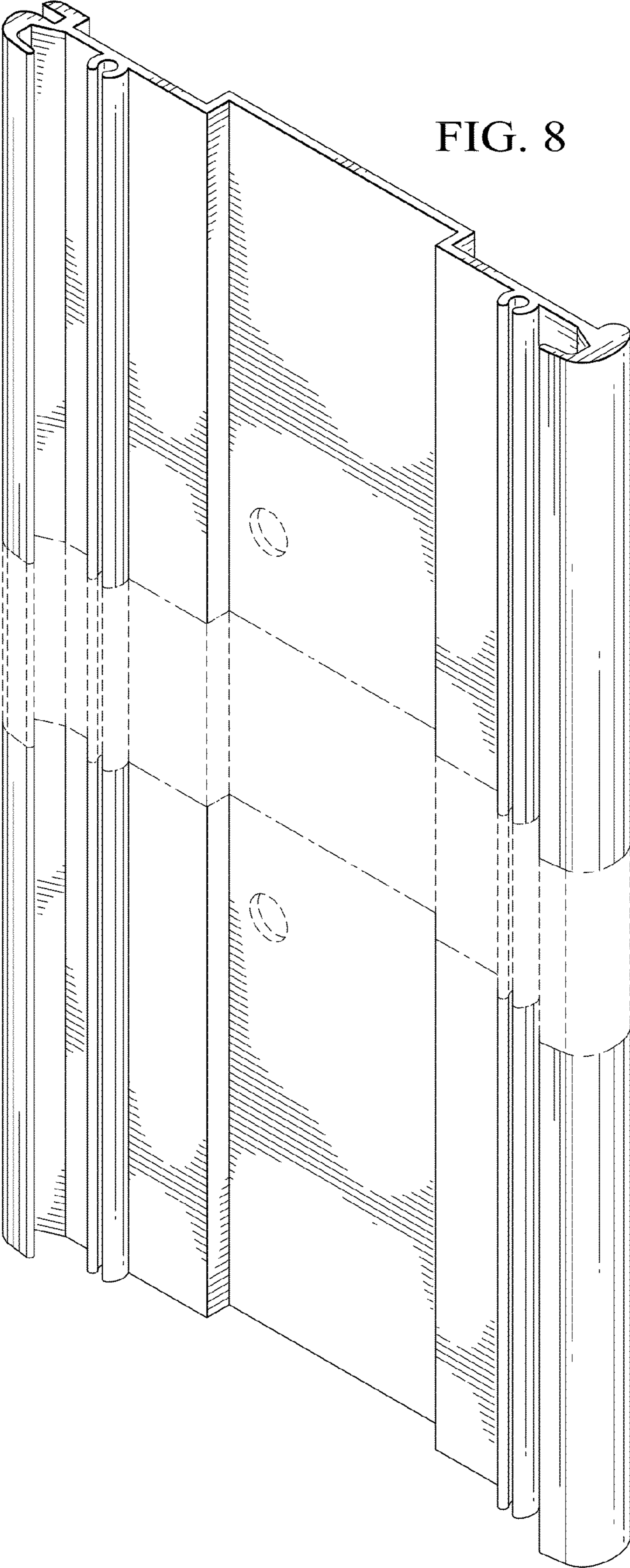


FIG. 8