



US00D724144S

(12) **United States Design Patent**
Felger et al.

(10) **Patent No.:** **US D724,144 S**
(45) **Date of Patent:** **** Mar. 10, 2015**

- (54) **THYROID SURGICAL TRAINER**
- (71) Applicant: **MedStar Health, Inc.**, Columbia, MD (US)
- (72) Inventors: **Erin A. Felger**, Falls Church, VA (US);
Aidan Boswick, Melville, NY (US);
Matthew Dotson, Chicago, IL (US)
- (73) Assignee: **MedStar Health**, Columbia, MD (US)
- (**) Term: **14 Years**
- (21) Appl. No.: **29/489,320**
- (22) Filed: **Apr. 29, 2014**
- (51) **LOC (10) Cl.** **19-07**
- (52) **U.S. Cl.**
USPC **D19/62**
- (58) **Field of Classification Search**
USPC D19/59-64; D21/621, 623, 625, 649;
434/82, 267-274, 262, 282; 446/121,
446/268, 376, 395; 600/2
See application file for complete search history.

D549,780	S *	8/2007	Malik	D19/62
D566,183	S *	4/2008	Lesko	D19/62
7,553,159	B1	6/2009	Arnal et al.		
D602,987	S *	10/2009	Wilson	D19/62
7,976,313	B2 *	7/2011	Eggert et al.	434/268
8,137,110	B2 *	3/2012	Sakezles	434/267
8,142,422	B2 *	3/2012	Makower et al.	606/2
8,162,668	B2	4/2012	Toly		
8,439,688	B2	5/2013	Wilkins		
8,512,044	B2 *	8/2013	Sakezles	434/267
8,801,438	B2 *	8/2014	Sakezles	434/274
2012/0045743	A1	2/2012	Okano et al.		
2012/0148994	A1	6/2012	Hori et al.		

* cited by examiner

Primary Examiner — T. Chase Nelson
Assistant Examiner — Mark Cavanna

(74) *Attorney, Agent, or Firm* — Tarolli, Sundheim, Covell & Tummino LLP

(57) **CLAIM**

The ornamental design for a thyroid surgical trainer, as shown and described.

DESCRIPTION

FIG. 1 is a front perspective view of a thyroid surgical trainer; FIG. 2 is a front perspective view of the thyroid surgical trainer of FIG. 1 shown in an example usage environment; FIG. 3 is a front view of the thyroid surgical trainer of FIG. 1; FIG. 4 is a rear view of the thyroid surgical trainer of FIG. 1; FIG. 5 is a side view of the thyroid surgical trainer of FIG. 1; FIG. 6 is a top view of the thyroid surgical trainer of FIG. 1; and, FIG. 7 is a bottom view of the thyroid surgical trainer of FIG. 1.

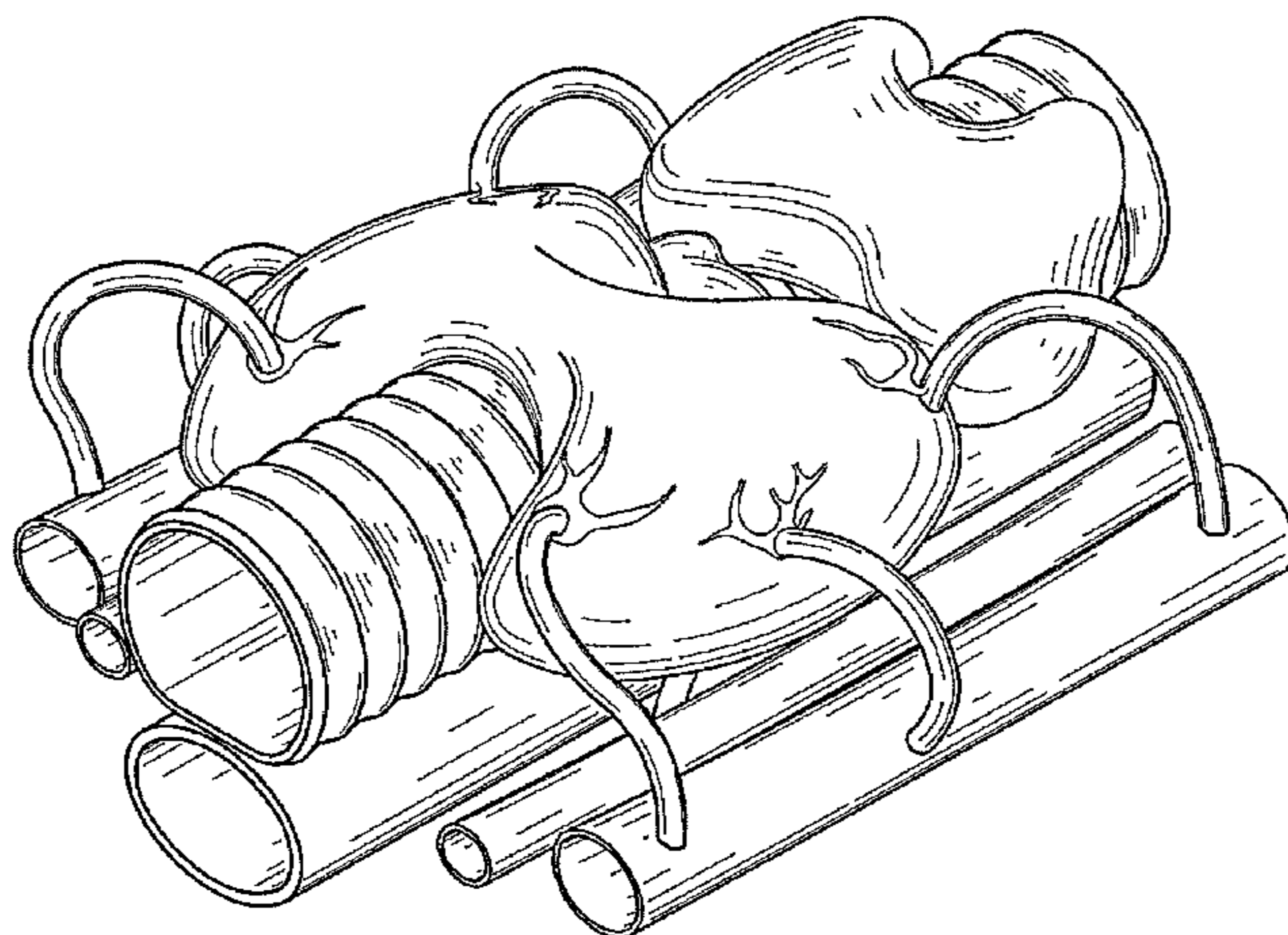
In the drawings, the broken line showing of the upper portion of a human body illustrates environment and forms no part of the claim.

1 Claim, 5 Drawing Sheets

(56) **References Cited**

U.S. PATENT DOCUMENTS

D256,373	S *	8/1980	Marks	D19/62
D286,059	S *	10/1986	Craft et al.	D19/62
4,773,865	A	9/1988	Baldwin		
4,938,696	A *	7/1990	Foster et al.	434/267
5,090,910	A *	2/1992	Narlo	434/82
5,945,056	A *	8/1999	Day et al.	434/267
D413,629	S *	9/1999	Wolff	D19/59
6,062,865	A	5/2000	Bailey		
6,234,804	B1 *	5/2001	Yong	434/268
6,780,016	B1	8/2004	Toly		
7,083,418	B2 *	8/2006	Baldauf	434/272
D534,216	S *	12/2006	Makower et al.	D19/62
D537,881	S *	3/2007	Kotani et al.	D19/62



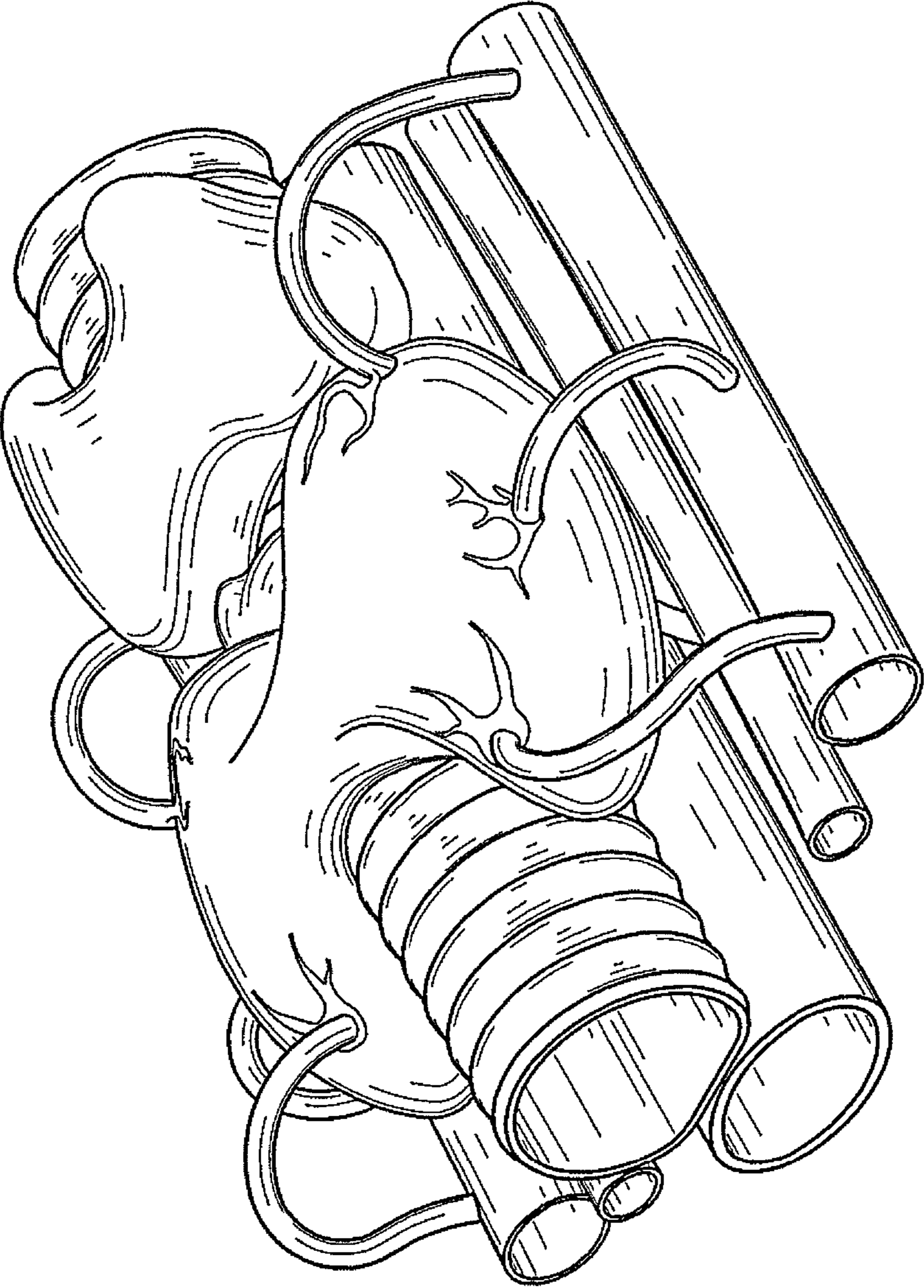


Fig. 1

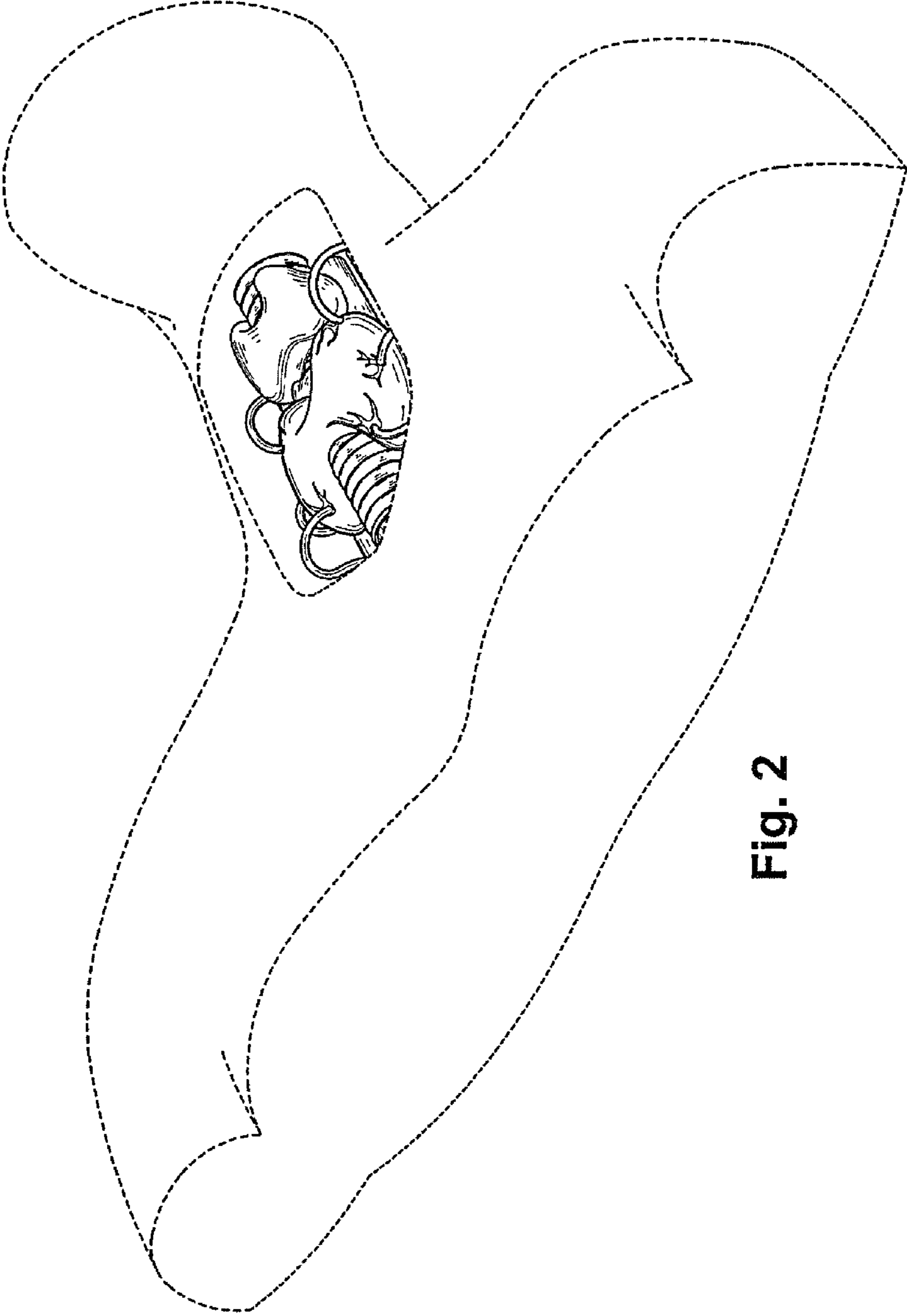


Fig. 2

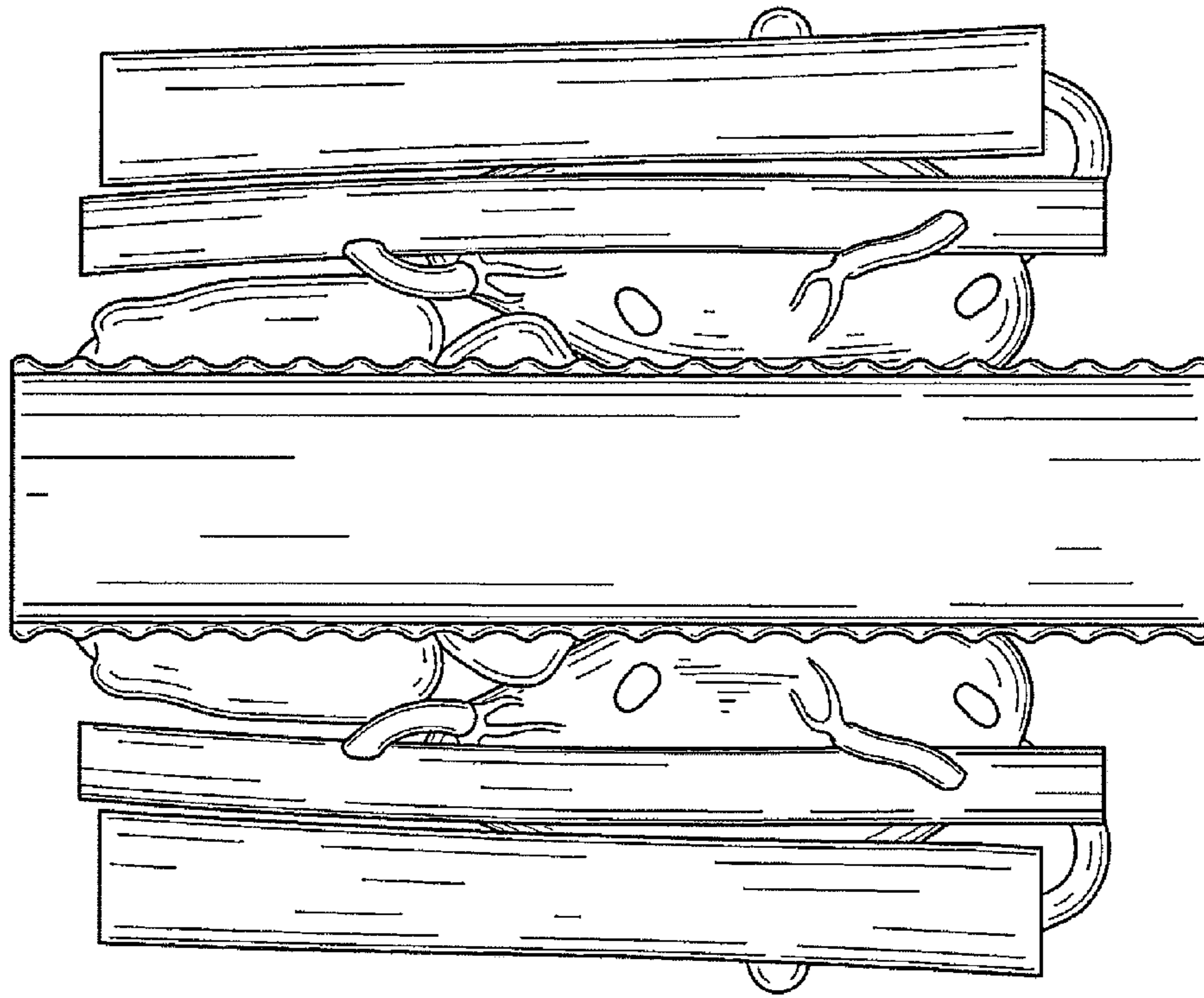


Fig. 4

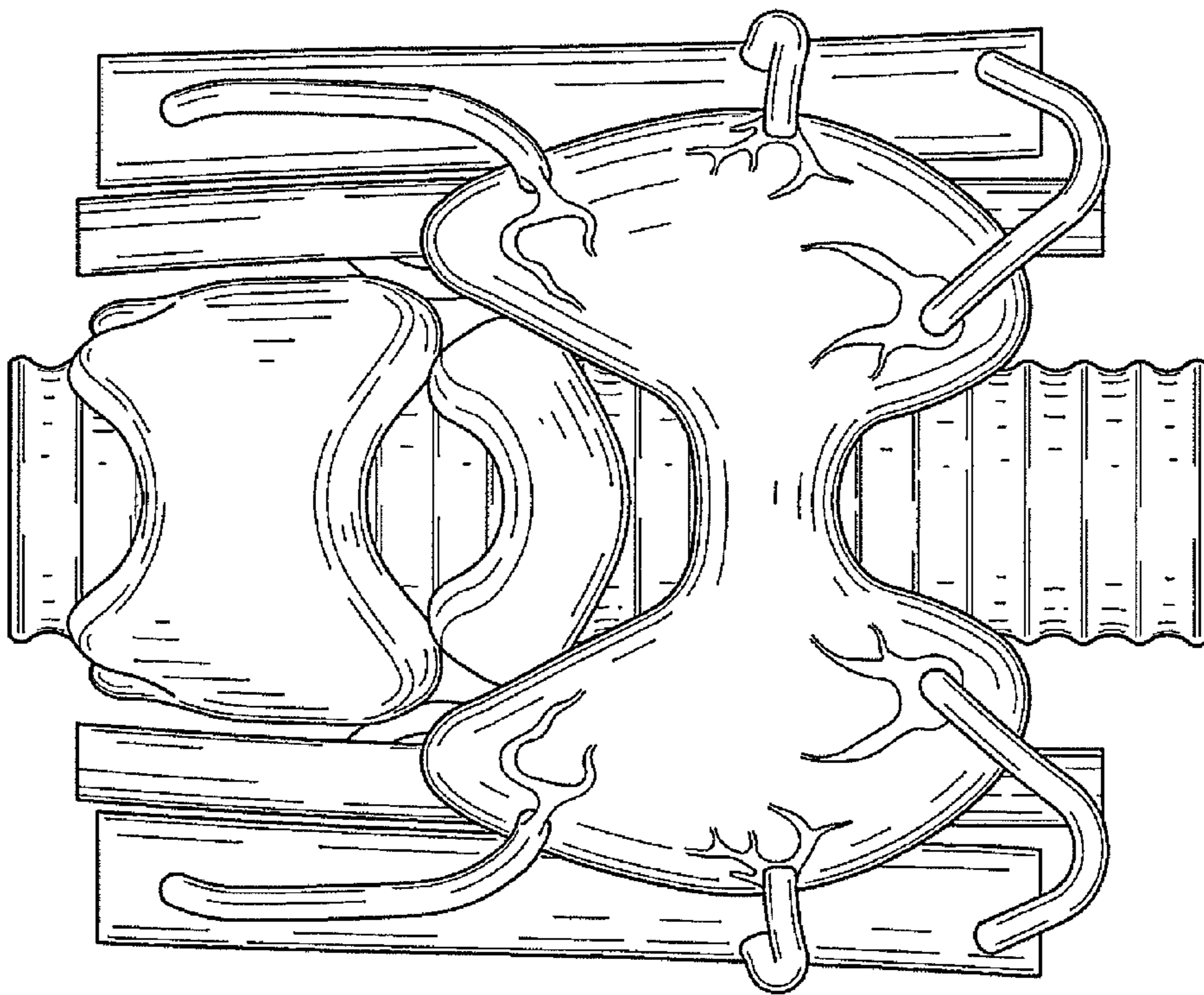


Fig. 3




Fig. 5

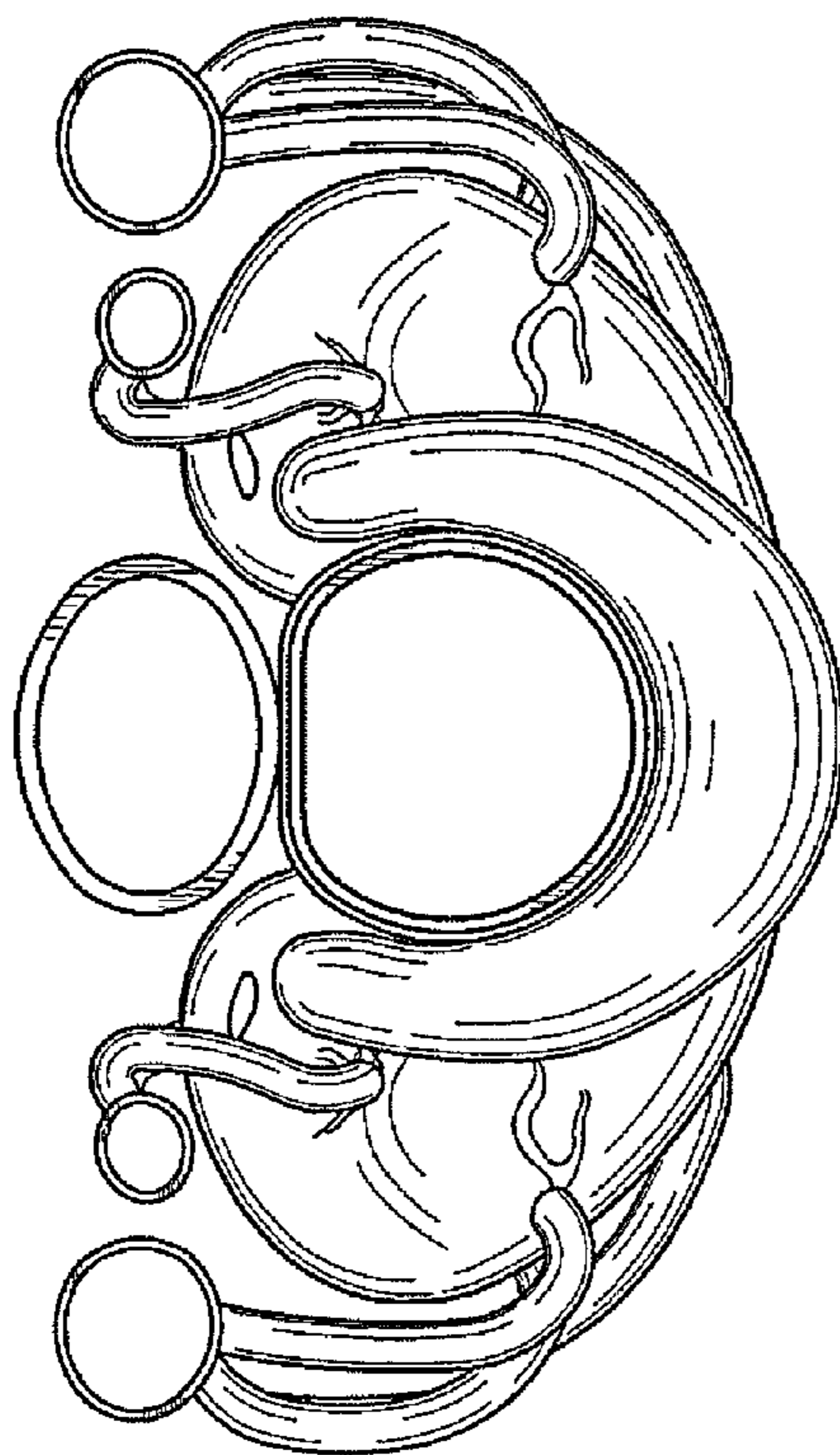


Fig. 6

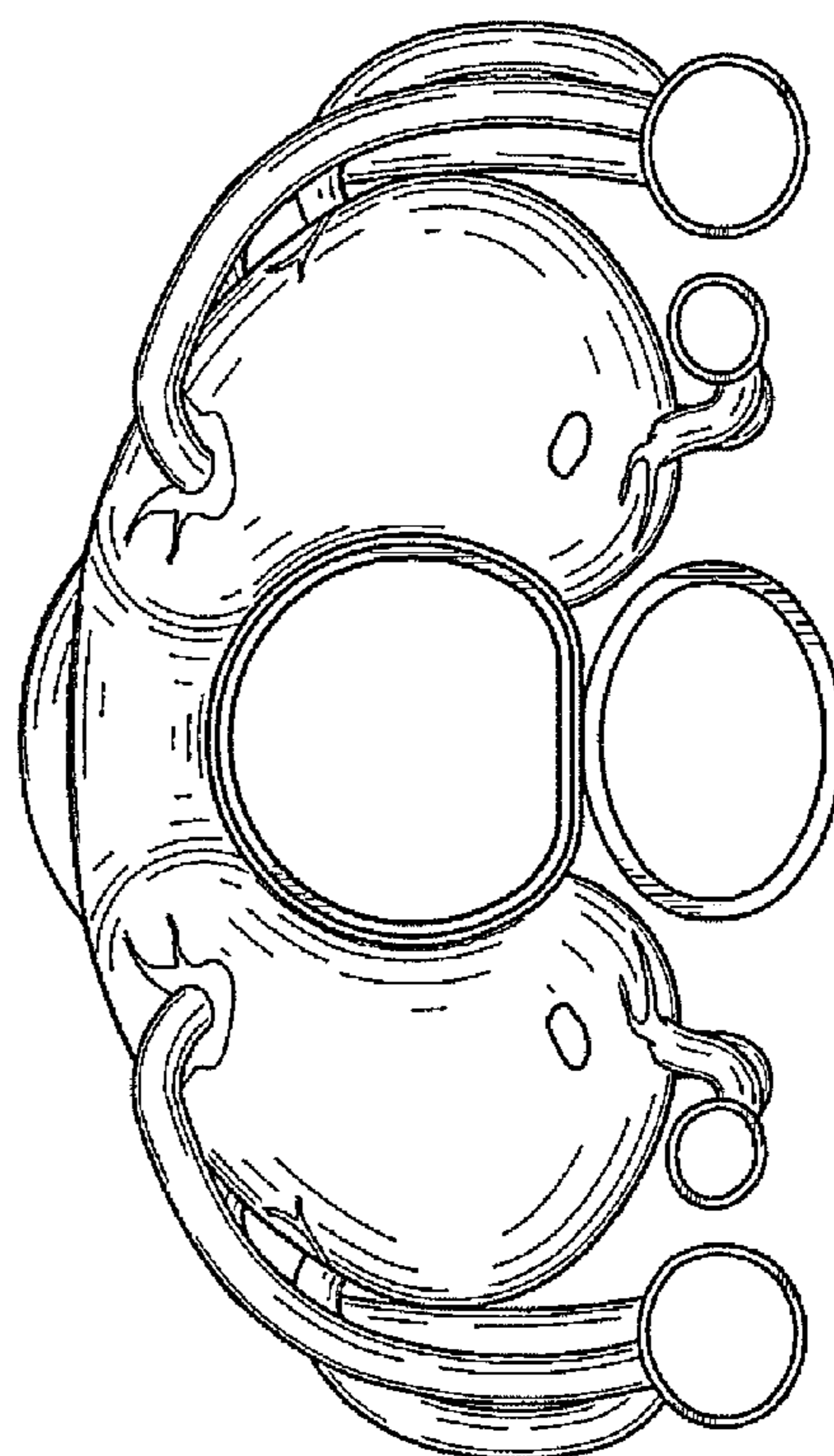


Fig. 7