



US00D724136S

(12) **United States Design Patent**
Miller et al.

(10) **Patent No.:** **US D724,136 S**
(45) **Date of Patent:** **** Mar. 10, 2015**

(54) **TEMPLE LIFT FOR EYEGLASSES**

(56) **References Cited**

(71) Applicants: **Alice Marie Miller**, Roswell, NM (US);
Frank Wayne Nason, Roswell, NM
(US)

(72) Inventors: **Alice Marie Miller**, Roswell, NM (US);
Frank Wayne Nason, Roswell, NM
(US)

(**) Term: **14 Years**

(21) Appl. No.: **29/503,833**

(22) Filed: **Sep. 30, 2014**

(51) **LOC (10) Cl.** **16-06**

(52) **U.S. Cl.**
USPC **D16/335**

(58) **Field of Classification Search**
CPC G02C 2200/08; G02C 1/06
USPC D16/101, 300-342, 900; D29/109-110;
351/41, 44, 51-52, 62, 158, 92,
351/103-123, 140-153, 63, 59, 45-46;
2/426-432, 447-449, 441, 434-437,
2/13, 15; D21/483, 659-661; D14/372

See application file for complete search history.

U.S. PATENT DOCUMENTS

1,729,040	A *	9/1929	Halferty	351/90
D392,992	S *	3/1998	Freeman et al.	D16/335
D475,393	S *	6/2003	Lee	D16/315
D572,747	S *	7/2008	Baden et al.	D16/326
D659,182	S *	5/2012	Shin et al.	D16/326
D665,009	S *	8/2012	Nibauer et al.	D16/326
D679,315	S *	4/2013	DeCelles et al.	D16/335

* cited by examiner

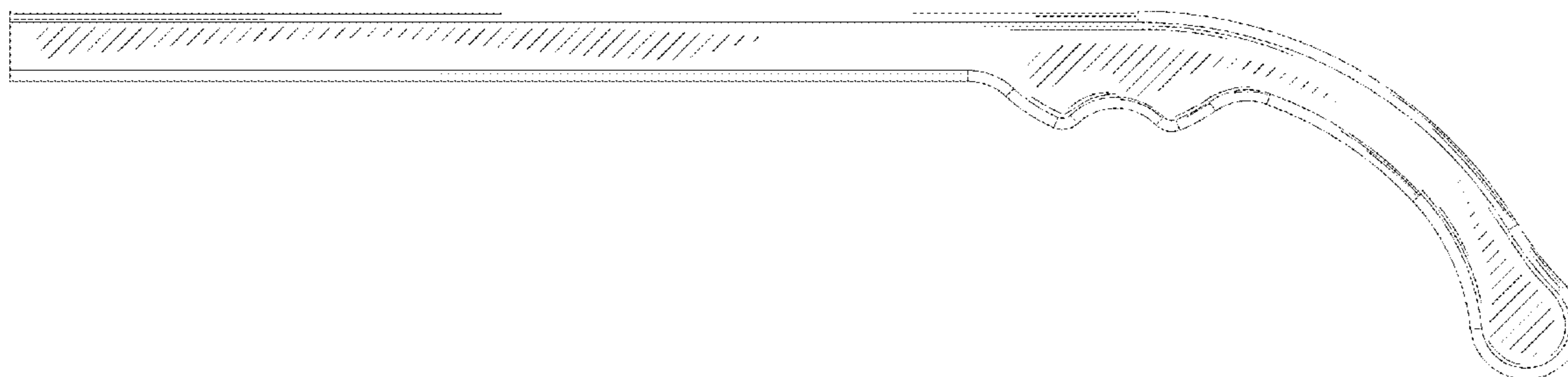
Primary Examiner — Raphael Barkai

(57) **CLAIM**
The ornamental design of a temple lift for eyeglasses, as shown and described.

DESCRIPTION

FIG. 1 is a perspective view of a temple lift for eyeglasses; FIG. 2 is a front plane view thereof; FIG. 3 is a rear plane view thereof; FIG. 4 is a left plane view thereof; FIG. 5 is a right plane view thereof; FIG. 6 is a top plane view thereof; FIG. 7 is a bottom plane view thereof; and, FIG. 8 is a perspective view of a temple lift for eyeglasses incorporated into a pair of glasses. The broken line showing a pair of glasses in FIG. 8 is included for the purpose of illustrating environmental structure and forms no part of the claimed design.

1 Claim, 8 Drawing Sheets






FIG. 1

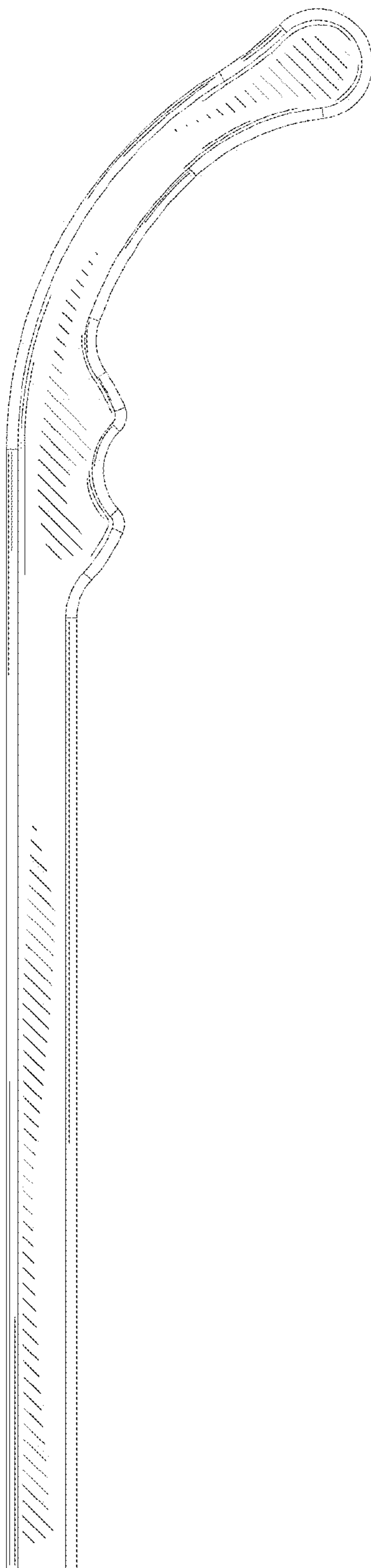


FIG. 2

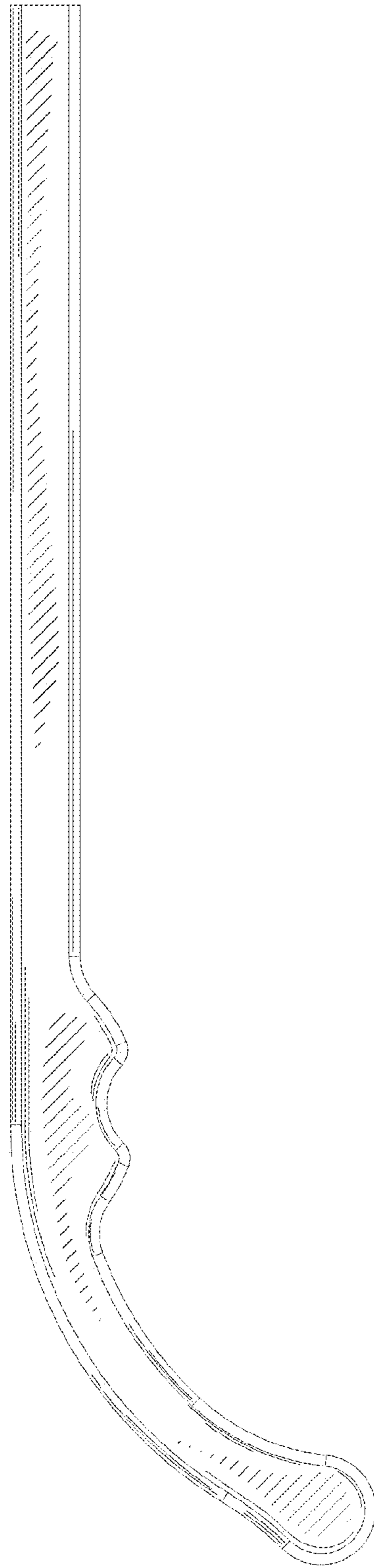


FIG. 3




FIG. 4




FIG. 5




FIG. 6




FIG. 7

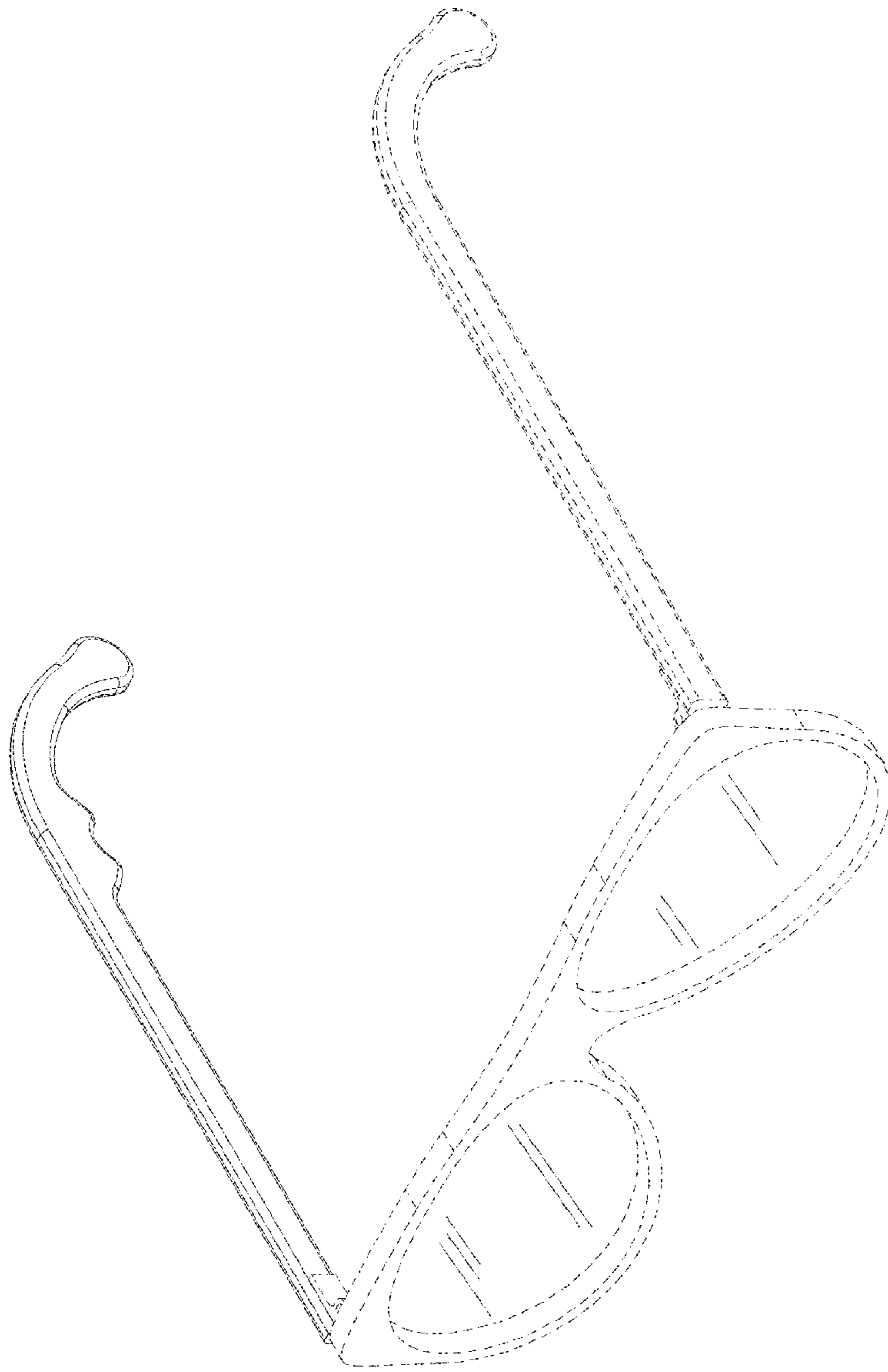


FIG. 8