



US00D724135S

(12) **United States Design Patent**  
**Shin**

(10) **Patent No.:** **US D724,135 S**  
(45) **Date of Patent:** **\*\* Mar. 10, 2015**

- (54) **EYEGLASS OR COMPONENTS THEREOF**
- (71) Applicant: **Oakley, Inc.**, Foothill Ranch, CA (US)
- (72) Inventor: **Jae Shin**, Irvine, CA (US)
- (73) Assignee: **Oakley, Inc.**, Foothill Ranch, CA (US)
- (\*\*) Term: **14 Years**
- (21) Appl. No.: **29/484,252**
- (22) Filed: **Mar. 7, 2014**

D581,450 S	11/2008	Moritz	
D599,838 S	9/2009	Rohrbach	
D599,839 S	9/2009	Rohrbach	
D604,758 S	* 11/2009	Rohrbach et al.	..... D16/326
D604,759 S	11/2009	Rohrbach	
D607,040 S	12/2009	Rohrbach	
D615,579 S	5/2010	Markovitz	
D648,771 S	11/2011	Rohrbach	
D650,825 S	12/2011	Yee et al.	
D652,442 S	1/2012	Yee et al.	
D653,699 S	2/2012	Shin	
D659,182 S	5/2012	Shin et al.	
D662,124 S	6/2012	Shin	
D662,967 S	7/2012	Shin	
D675,666 S	2/2013	Thixton et al.	
D680,574 S	4/2013	DeCelles et al.	
D692,047 S	* 10/2013	Shin	..... D16/325

**Related U.S. Application Data**

- (63) Continuation of application No. 29/427,769, filed on Jul. 23, 2012, now Pat. No. Des. 700,933.
- (51) **LOC (10) Cl.** ..... **16-06**
- (52) **U.S. Cl.**  
USPC ..... **D16/335**
- (58) **Field of Classification Search**  
USPC ..... D16/101, 300-342, 900; D29/109-110;  
351/41, 44, 51-52, 62, 158, 92,  
351/103-123, 140-153, 63, 59, 45-46;  
2/426-432, 447-449, 441, 434-437,  
2/13, 15; D21/483, 659-661; D14/372  
See application file for complete search history.

\* cited by examiner

*Primary Examiner* — Raphael Barkai

(74) *Attorney, Agent, or Firm* — Knobbe Martens Olson & Bear, LLP

(57) **CLAIM**

The ornamental design for an eyeglass or components thereof, as shown and described.

**DESCRIPTION**

FIG. 1 is a front perspective view of an eyeglass or components thereof showing my new design;  
 FIG. 2 is a front elevational view thereof;  
 FIG. 3 is a rear elevational view thereof;  
 FIG. 4 is a left side elevational view thereof, the right side elevational view being a mirror image thereof;  
 FIG. 5 is a top plan view thereof; and,  
 FIG. 6 is a bottom plan view thereof.


The broken lines in the Figures show portions of the eyeglass or components thereof which form no part of the claimed design.


(56) **References Cited**

**U.S. PATENT DOCUMENTS**

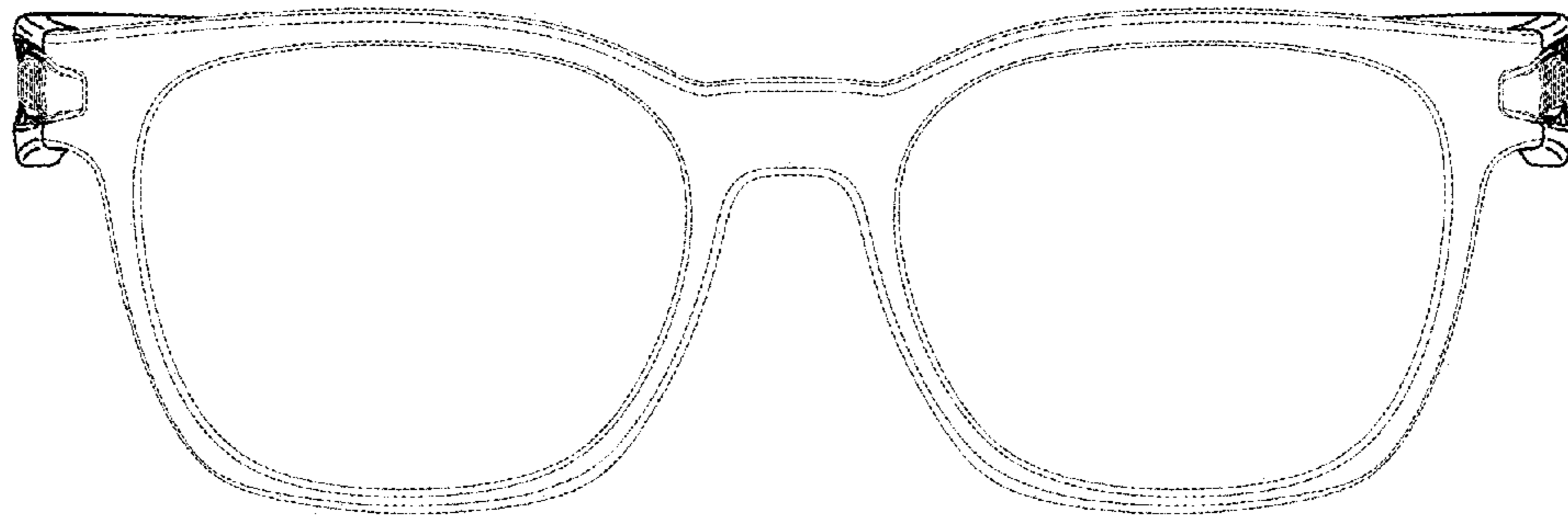
D232,260 S	*	7/1974	Gardner	.....	D16/335
D409,222 S		5/1999	Raub		
D427,622 S		7/2000	Conway		
D490,458 S	*	5/2004	Finquel	.....	D16/326
D565,088 S		3/2008	Baden et al.		
D572,747 S		7/2008	Baden et al.		
D575,323 S	*	8/2008	Jannard et al.	.....	D16/326
D577,759 S		9/2008	Yee		

**1 Claim, 4 Drawing Sheets**

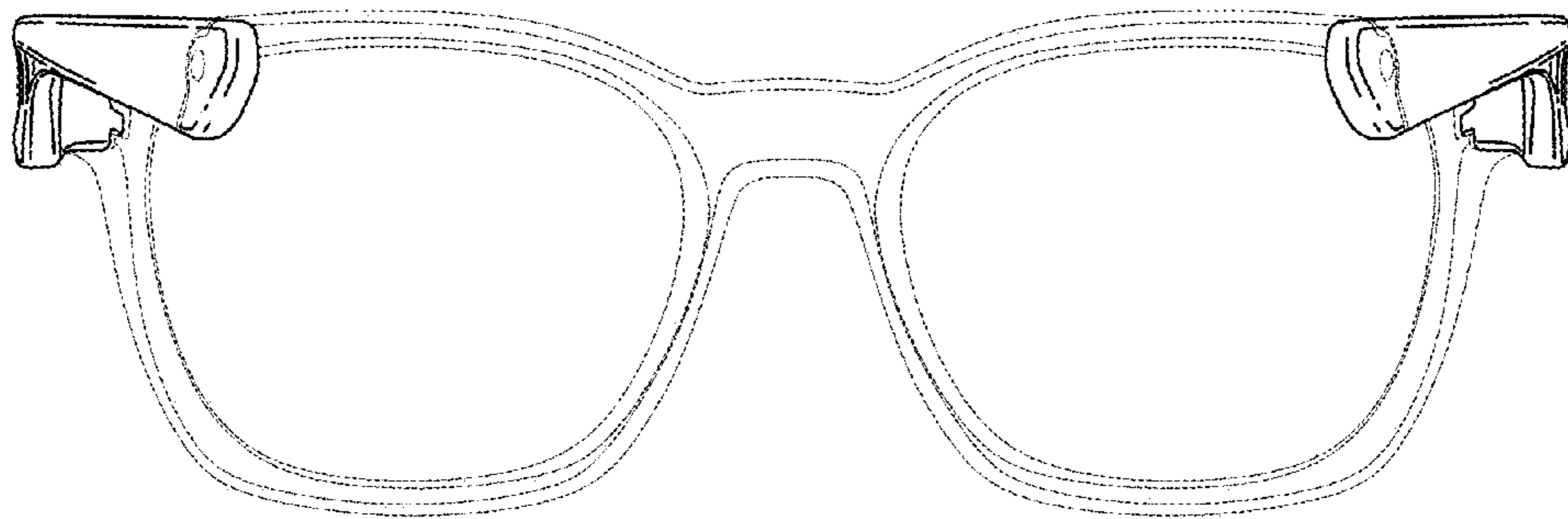




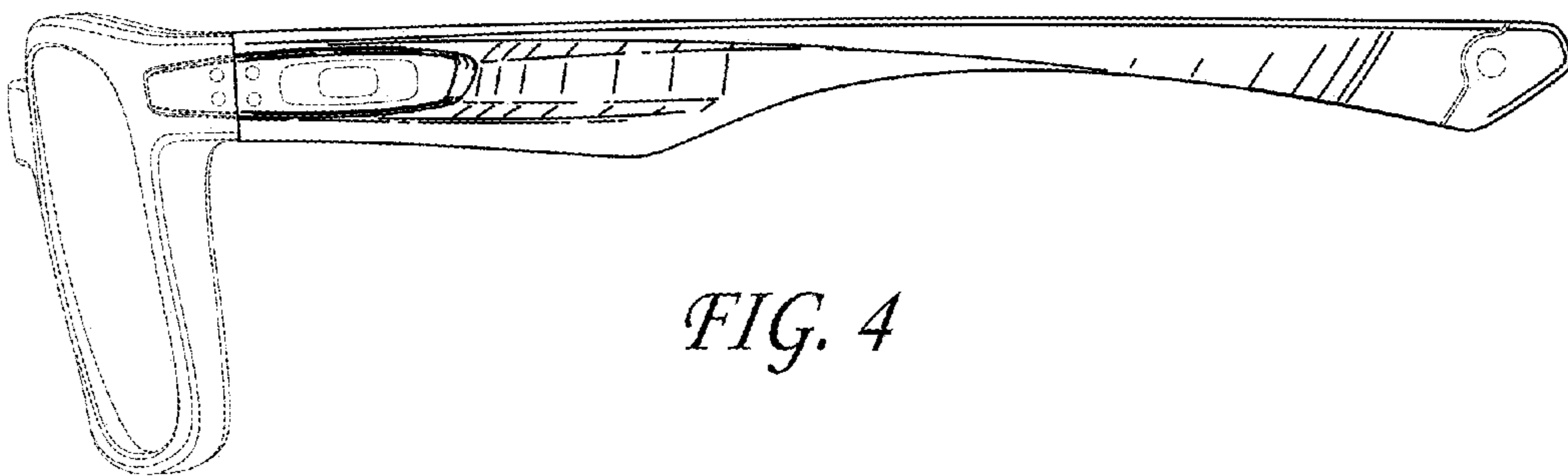
*FIG. 1*




*FIG. 2*




*FIG. 3*



*FIG. 4*



*FIG. 5*



*FIG. 6*