



US00D724133S

(12) **United States Design Patent**
Fuchs

(10) **Patent No.:** **US D724,133 S**
(45) **Date of Patent:** **** Mar. 10, 2015**

- (54) **EYEGLASSES**
- (71) Applicant: **Silhouette International Schmied AG**,
Linz (AT)
- (72) Inventor: **Gerhard Fuchs**, Kauns (AT)
- (73) Assignee: **Silhouette International Schmied AG**,
Linz (AT)
- (**) Term: **14 Years**
- (21) Appl. No.: **29/485,586**
- (22) Filed: **Mar. 20, 2014**
- (30) **Foreign Application Priority Data**

D438,231 S	2/2001	Masunaga et al.	
6,296,355 B1	10/2001	Rittmann	
D465,509 S	11/2002	Jamin	
D467,960 S	12/2002	Jamin	
D488,829 S	4/2004	Hester	
D489,393 S	5/2004	Hester	
6,729,725 B1	5/2004	Cheng	
D533,579 S	12/2006	Raile	
D536,023 S	1/2007	Park	
D544,519 S	6/2007	Timon	
D554,176 S	10/2007	Elmore	
D556,819 S	12/2007	Fuchs	
D567,838 S	4/2008	Fuchs	
D567,839 S	4/2008	Fuchs	
D572,293 S	7/2008	Cheng	
D577,377 S	9/2008	Fuchs	
D590,005 S	4/2009	Fuchs	
D593,145 S *	5/2009	Fuchs D16/315
D602,975 S	10/2009	Fuchs	
D634,349 S *	3/2011	Fuchs D16/315

Dec. 3, 2013 (EM) 002363820-0002

- (51) **LOC (10) Cl.** **16-06**
- (52) **U.S. Cl.**
USPC **D16/315; D16/335**
- (58) **Field of Classification Search**
USPC D16/101, 300-342, 900; D29/109-110;
351/41, 44, 51-52, 62, 158, 92,
351/103-123, 140-153, 63, 59, 45-46;
2/426-432, 447-449, 441, 434-437,
2/13, 15; D21/483, 659-661; D14/372
See application file for complete search history.

(56) **References Cited**
U.S. PATENT DOCUMENTS

2,669,903 A *	2/1954	Tardy 351/106
D198,643 S	7/1964	Wilson	
D204,639 S	5/1966	Hoffmaster	
D220,405 S	4/1971	Tagnon	
4,187,007 A	2/1980	Lauffer	
D342,958 S	1/1994	Canavan	
5,367,344 A	11/1994	Fuchs	
5,471,257 A	11/1995	Houmand	
D389,169 S	1/1998	Conway	
D392,661 S	3/1998	Porsche et al.	

(Continued)

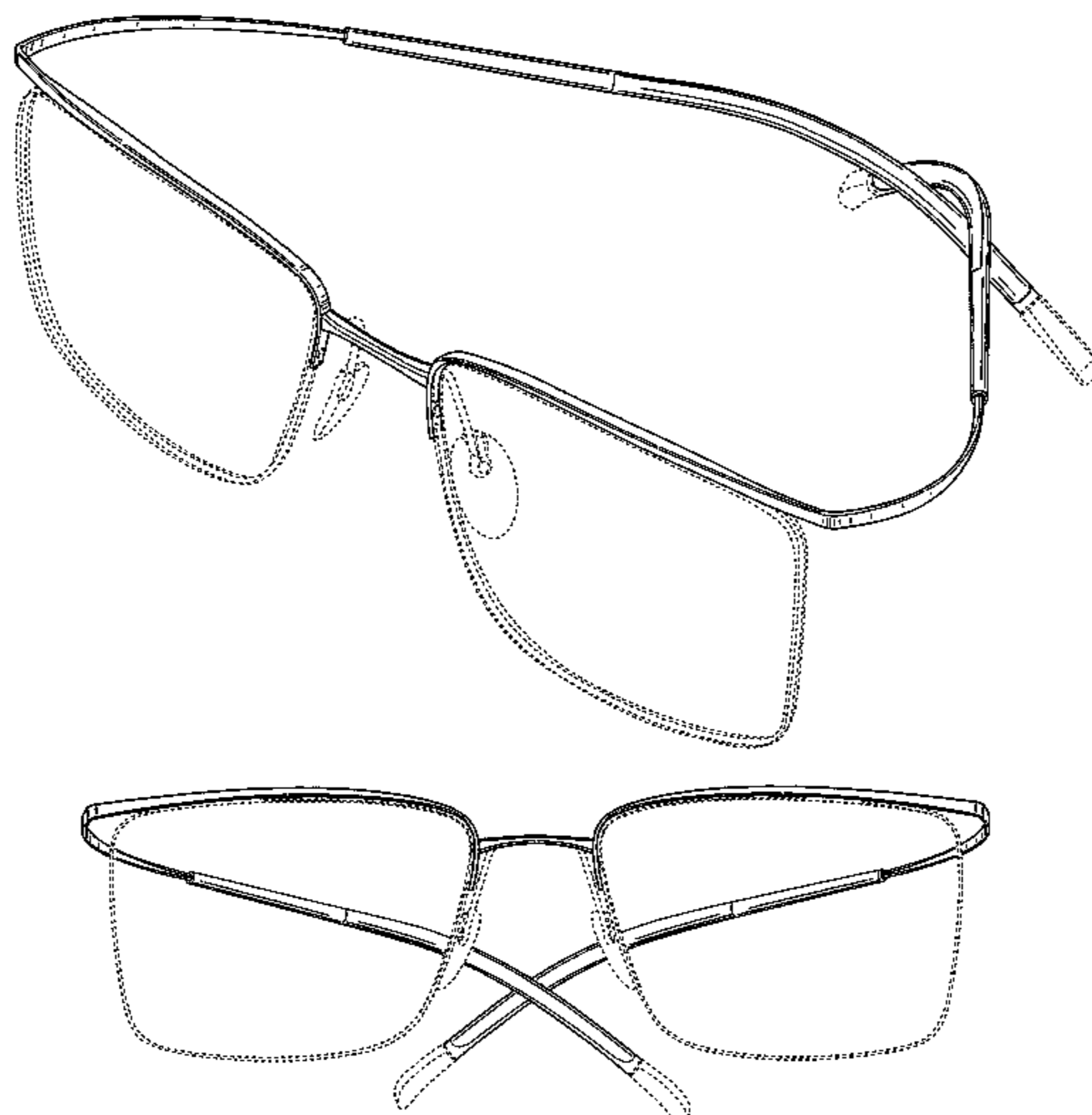
Primary Examiner — Raphael Barkai
(74) *Attorney, Agent, or Firm* — Alston & Bird LLP

(57) **CLAIM**
I claim the ornamental design for eyeglasses, as shown and described.

DESCRIPTION

FIG. 1 is a perspective view of eyeglasses showing my new design;
FIG. 2 is a front elevation view thereof;
FIG. 3 is a rear elevation view thereof;
FIG. 4 is a top plan view thereof;
FIG. 5 is a bottom plan view thereof;
FIG. 6 is a left side elevation view thereof, the right side being a mirror image thereof; and,
FIG. 7 is a side elevation cross-section view thereof taken along line 7-7 in FIG. 4.
The broken lines are directed to unclaimed features and form no part of the claimed design.

1 Claim, 7 Drawing Sheets



(56)

References Cited

U.S. PATENT DOCUMENTS

D675,670 S 2/2013 Fuchs
D678,390 S 3/2013 Fuchs

2003/0025871 A1 2/2003 Masunaga
2003/0071962 A1 4/2003 Nishihara
2004/0223114 A1 11/2004 Park
2006/0017882 A1 1/2006 Hiramoto

* cited by examiner

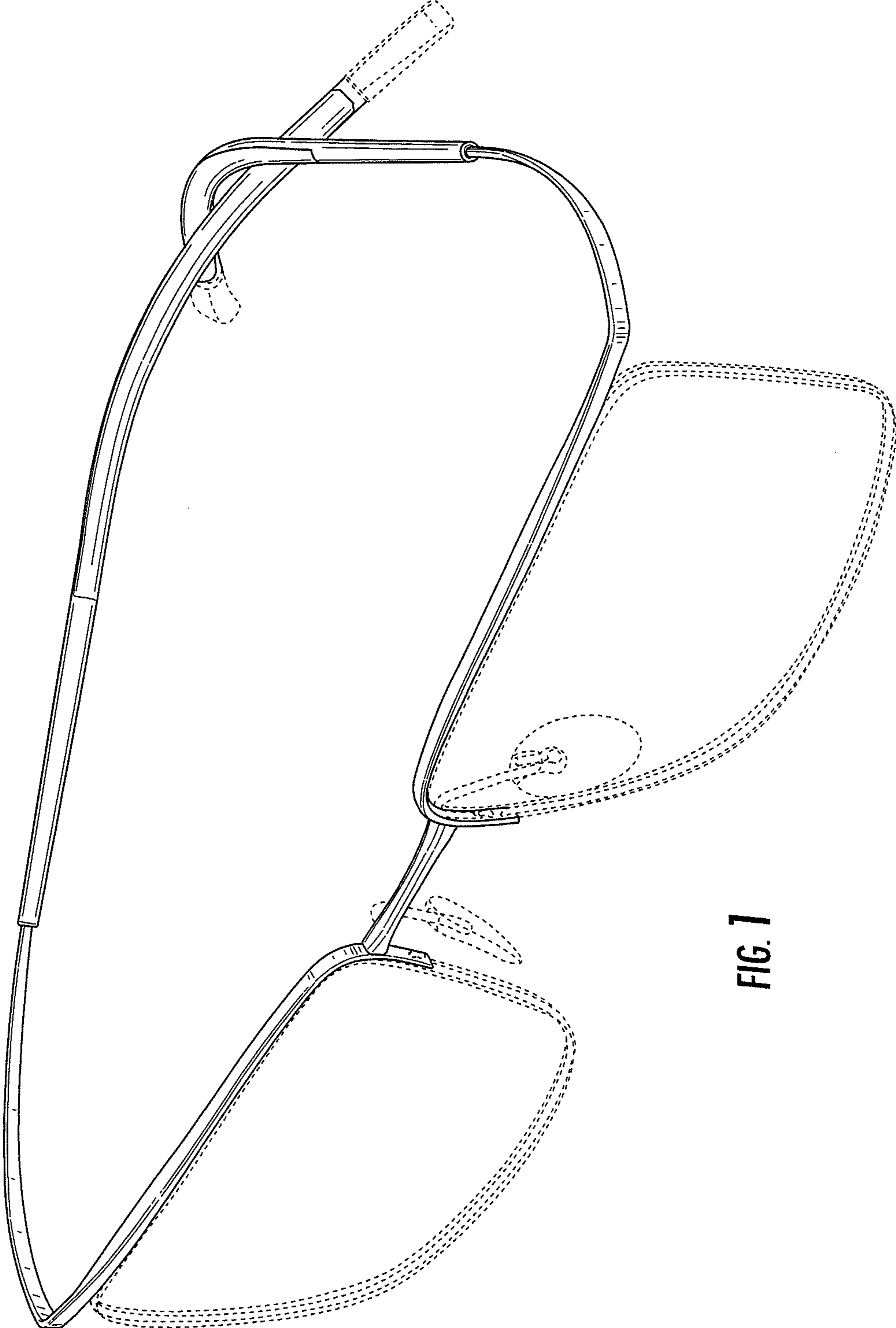


FIG. 1

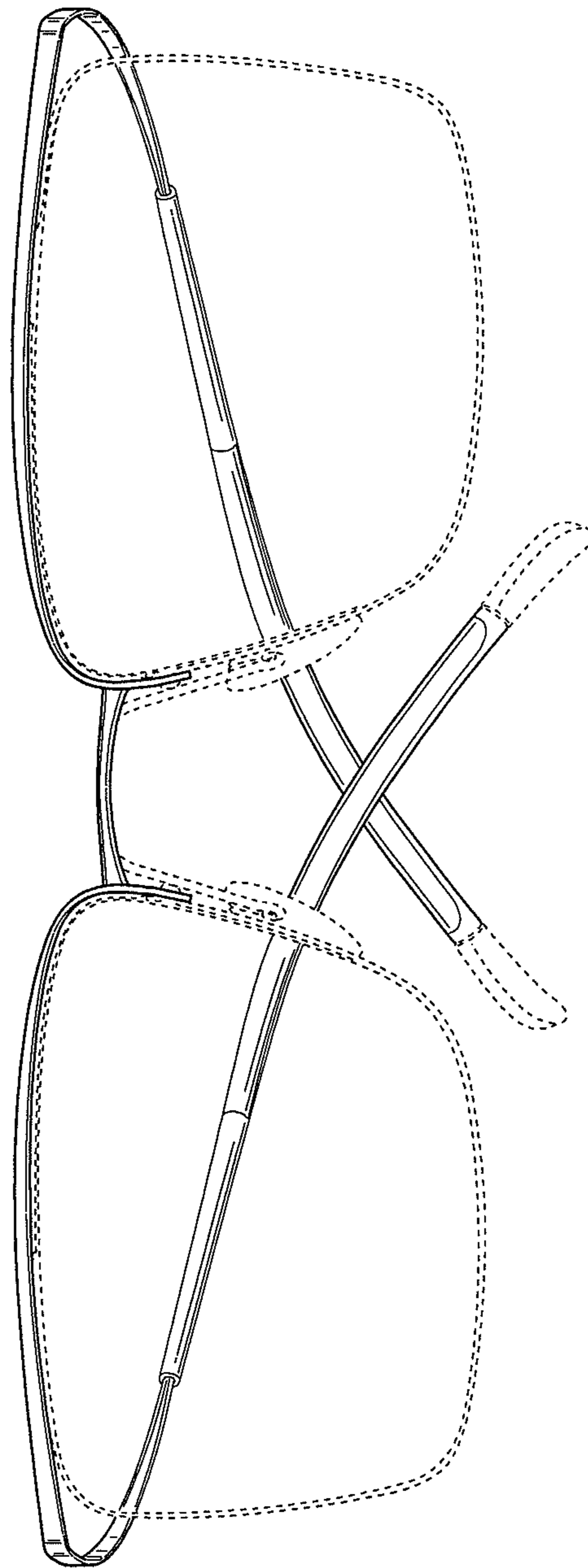


FIG. 2

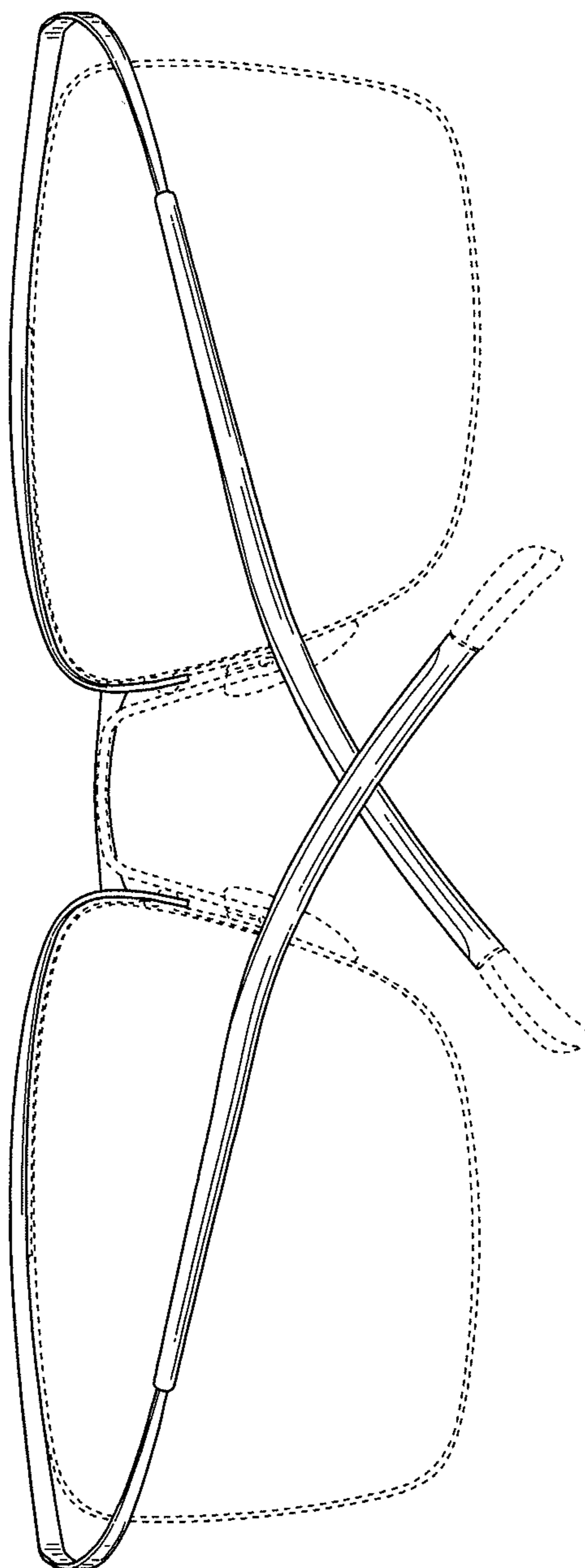


FIG. 3

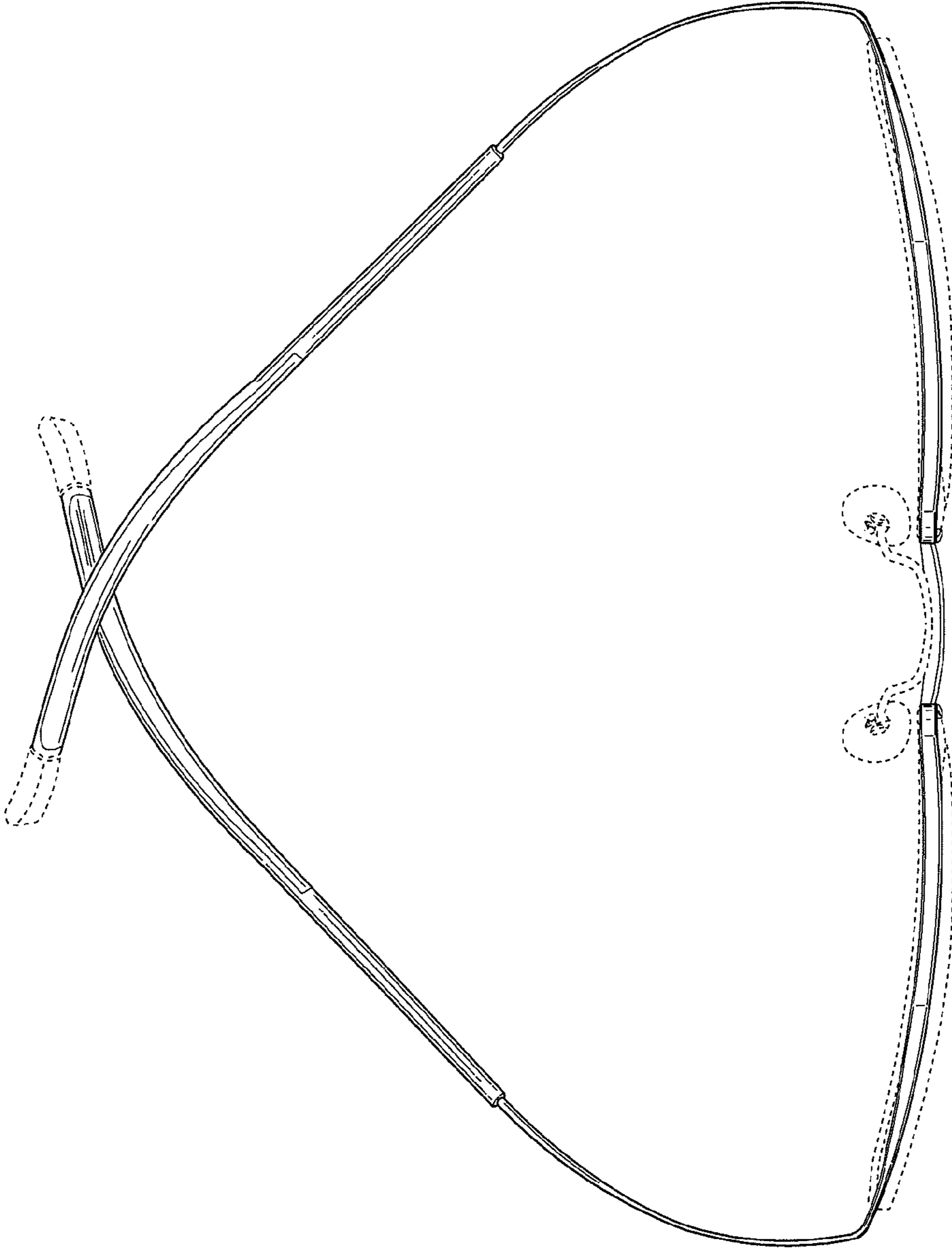


FIG. 4

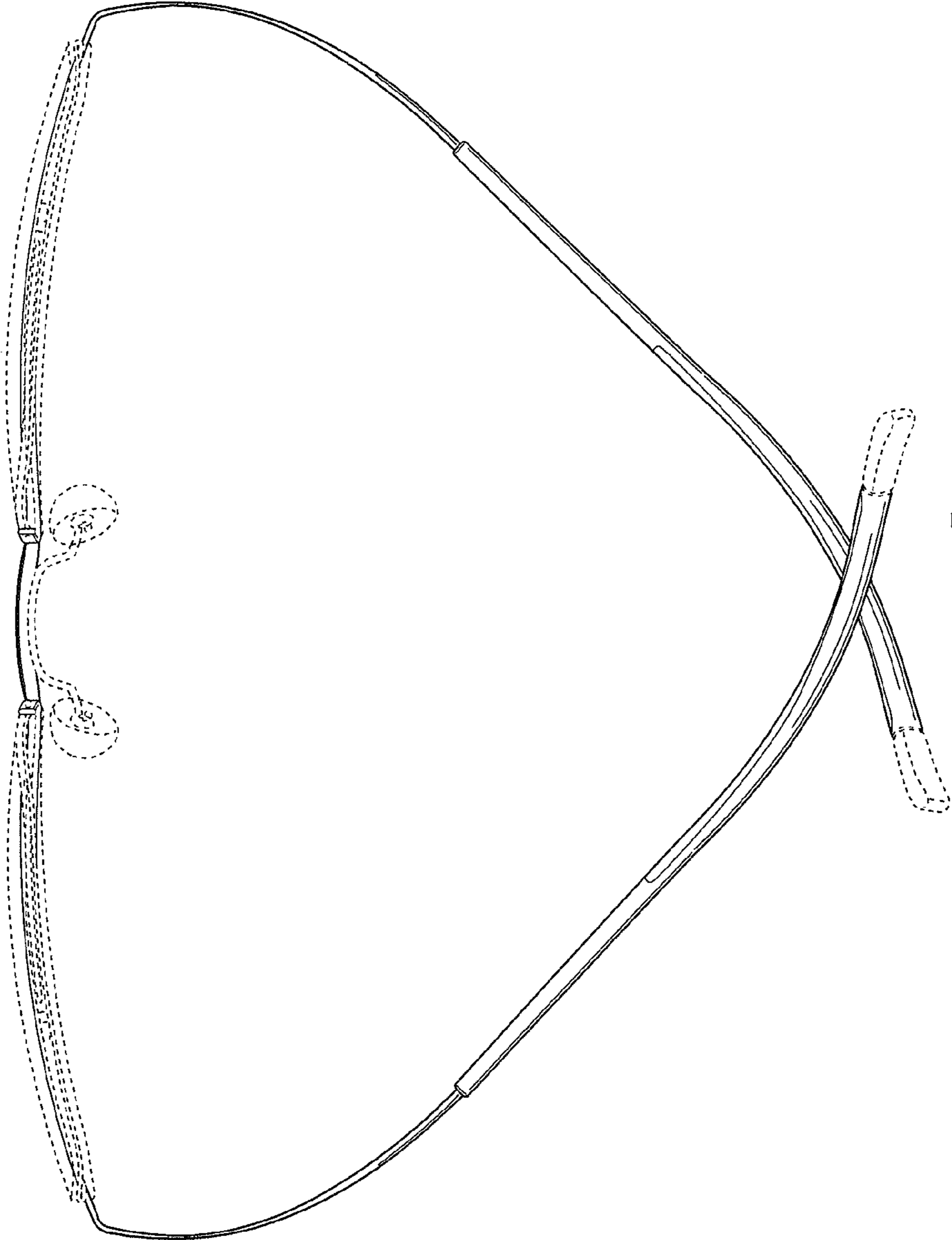


FIG. 5

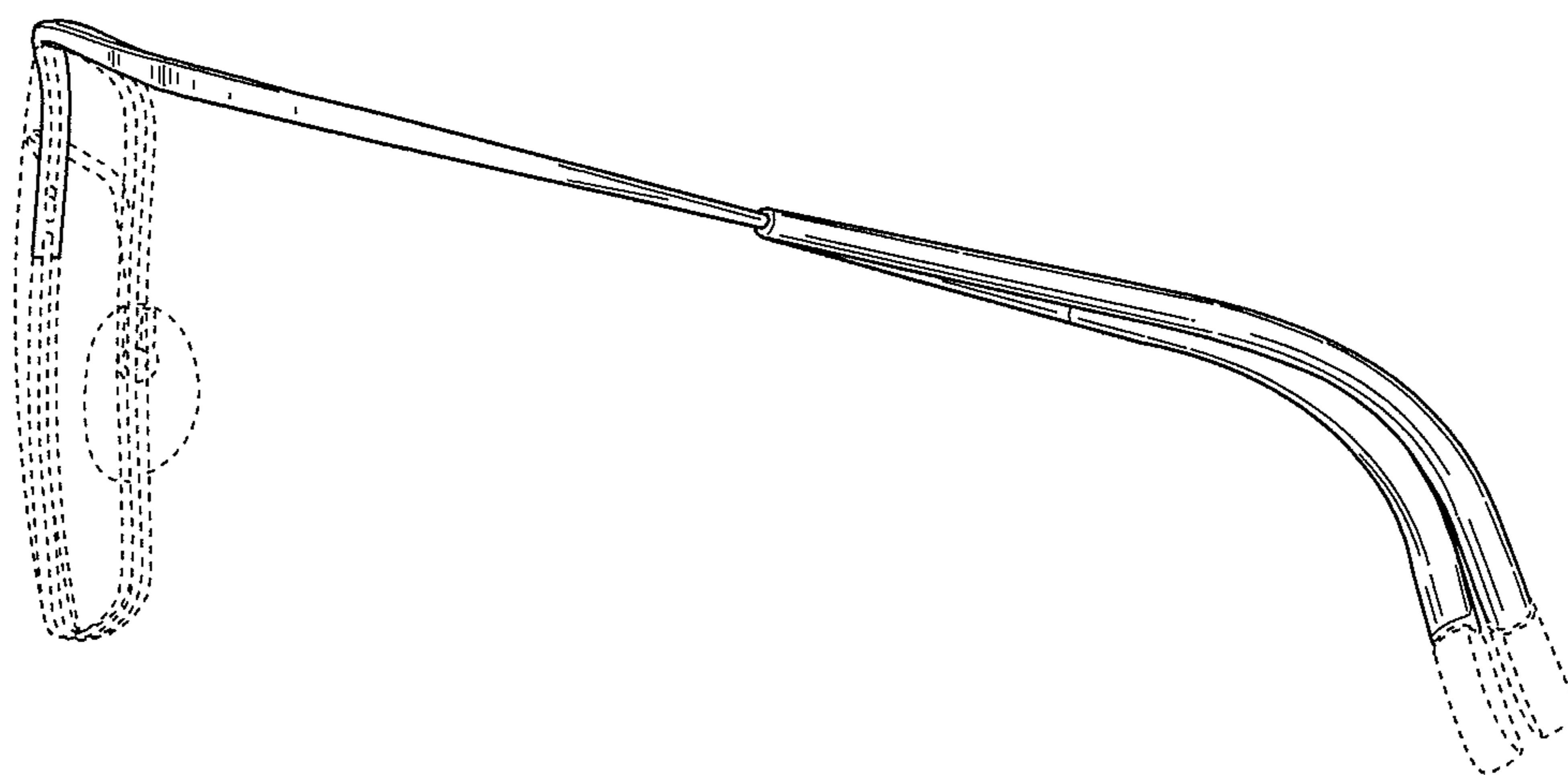


FIG. 6

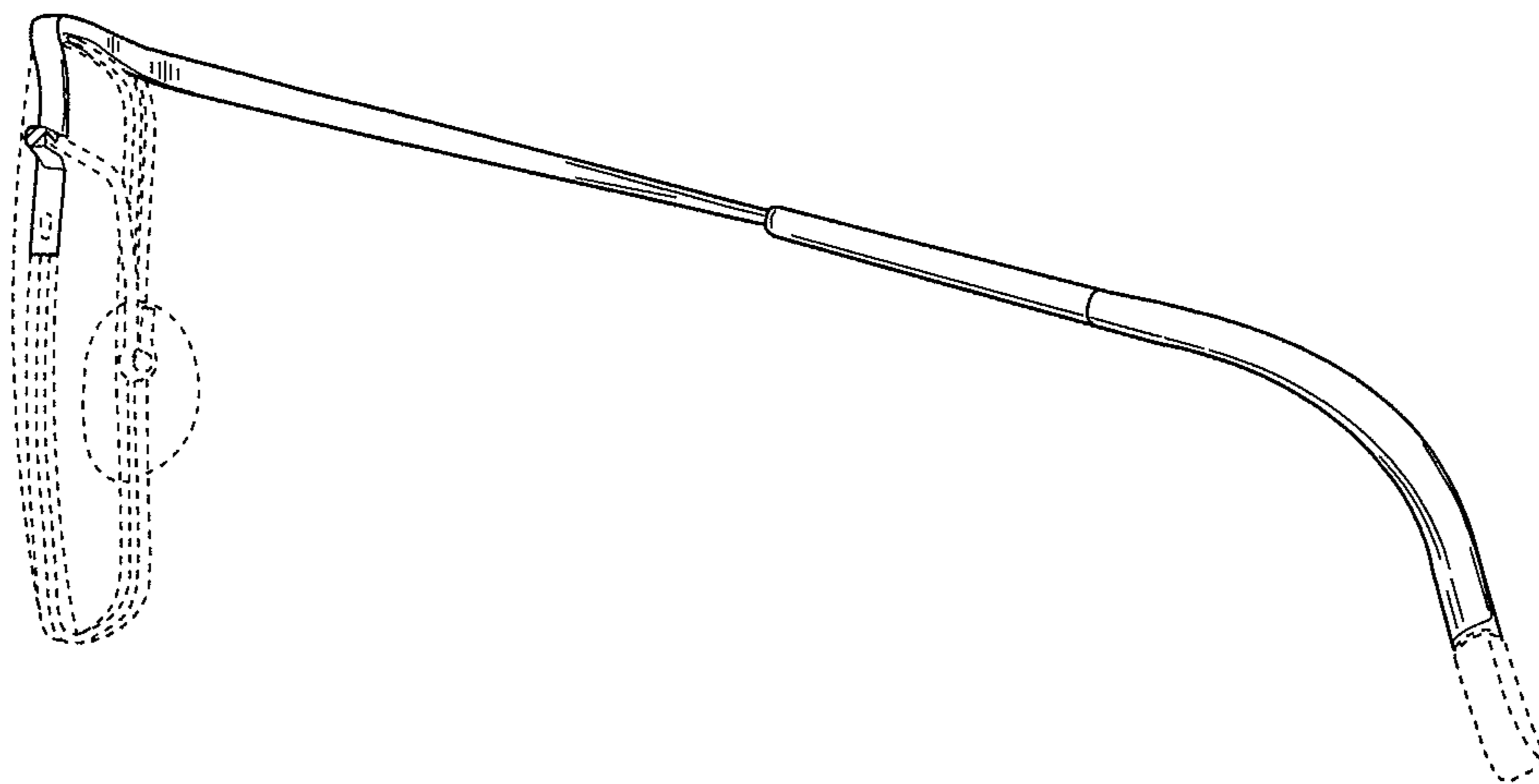


FIG. 7