



US00D724125S

(12) **United States Design Patent**
Pierce

(10) **Patent No.:** **US D724,125 S**
(45) **Date of Patent:** **** Mar. 10, 2015**

- (54) **CABLE DRILL BIT**
- (71) Applicant: **Ray Charles Pierce**, Bolingbrook, IL (US)
- (72) Inventor: **Ray Charles Pierce**, Bolingbrook, IL (US)
- (**) Term: **14 Years**
- (21) Appl. No.: **29/447,279**
- (22) Filed: **Mar. 1, 2013**
- (51) **LOC (10) Cl.** **15-09**
- (52) **U.S. Cl.**
USPC **D15/139**
- (58) **Field of Classification Search**
USPC D8/70; D15/21, 131, 132, 138, 139, D15/140; 76/102, 115; 83/845; 403/331, 403/381; 407/9, 33, 34, 42, 54, 63, 110, 407/113-115; 408/210-214, 215, 219, 222, 408/223, 224, 226-230, 240; 433/72, 165; 470/198; 606/80

See application file for complete search history.

5,149,231 A	9/1992	Bowling	
5,310,294 A *	5/1994	Perkins	408/226
5,310,594 A	5/1994	Holland et al.	
5,529,443 A	6/1996	Flener	
5,888,035 A	3/1999	Cutler	
5,957,634 A *	9/1999	Carpinetti	408/226
6,190,097 B1 *	2/2001	Thomas	408/230
6,257,808 B1	7/2001	Groot	
6,318,704 B1	11/2001	Christenson	
6,511,266 B1	1/2003	Groot	
6,719,274 B2	4/2004	Bowling	
6,739,582 B1	5/2004	Martin	
7,354,228 B2	4/2008	Lambert	
D626,575 S *	11/2010	Washington, III	D15/139
8,282,079 B2	10/2012	Petti	
8,371,776 B2 *	2/2013	Lin	408/143
D678,369 S *	3/2013	Santamarina	D15/139
8,579,553 B2 *	11/2013	Pierce	408/1 R
8,794,879 B2 *	8/2014	Durst	407/119
2010/0258771 A1 *	10/2010	White	254/134.3 R

* cited by examiner

Primary Examiner — Patricia Palasik
(74) *Attorney, Agent, or Firm* — Kelly & Krause, L.P.; W. Dennis Drehkoff

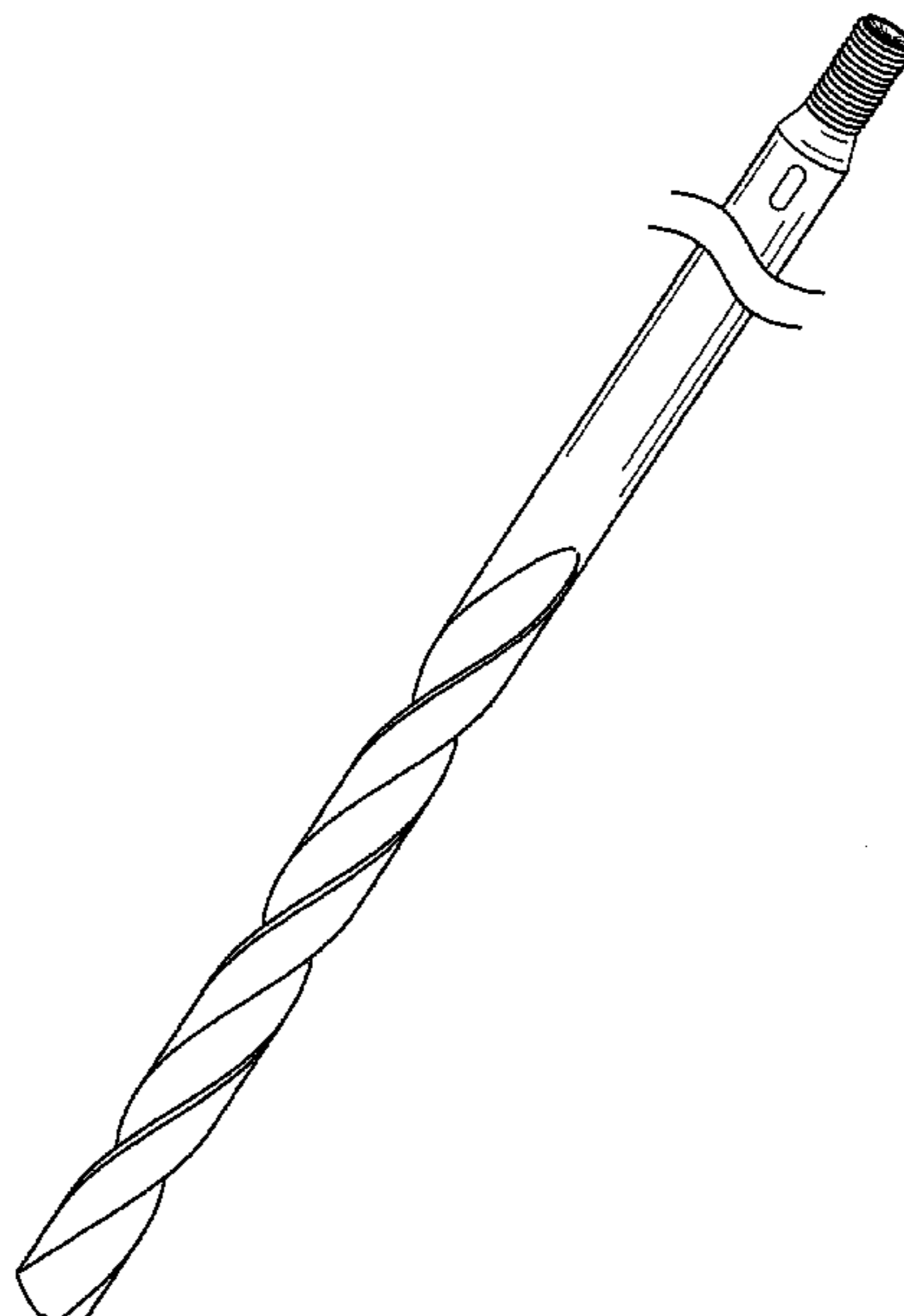
(57) **CLAIM**
The ornamental design for a cable drill bit, as shown and described.

DESCRIPTION

FIG. 1 is a perspective view of a cable drill bit pertains to the present design;
FIG. 2 is a front elevational view of the cable drill bit showing my new design thereof,
FIG. 3 is a top plan view thereof; and,
FIG. 4 is a bottom plan view thereof.
The broken away symbols in the drawings indicate the appearance of any portion of the article between the break lines forms no part of the claimed design.

1 Claim, 2 Drawing Sheets

- (56) **References Cited**
U.S. PATENT DOCUMENTS
- 21,160 A * 8/1858 Tucker 408/213
- 164,999 A 6/1875 Holt
- 1,027,039 A 5/1912 Down
- 1,156,336 A 10/1915 Wegland
- 1,289,957 A 12/1918 Tambacopolo
- 1,712,876 A 5/1929 Dolezal
- 3,239,233 A 3/1966 Stillwagon, Jr.
- 3,270,362 A 9/1966 Norton, Jr.
- 3,312,127 A 4/1967 Stafford
- 3,611,549 A 10/1971 Pope
- 3,697,188 A 10/1972 Pope
- 3,984,192 A 10/1976 Wanner et al.
- 5,103,700 A * 4/1992 Read, Sr. 82/165



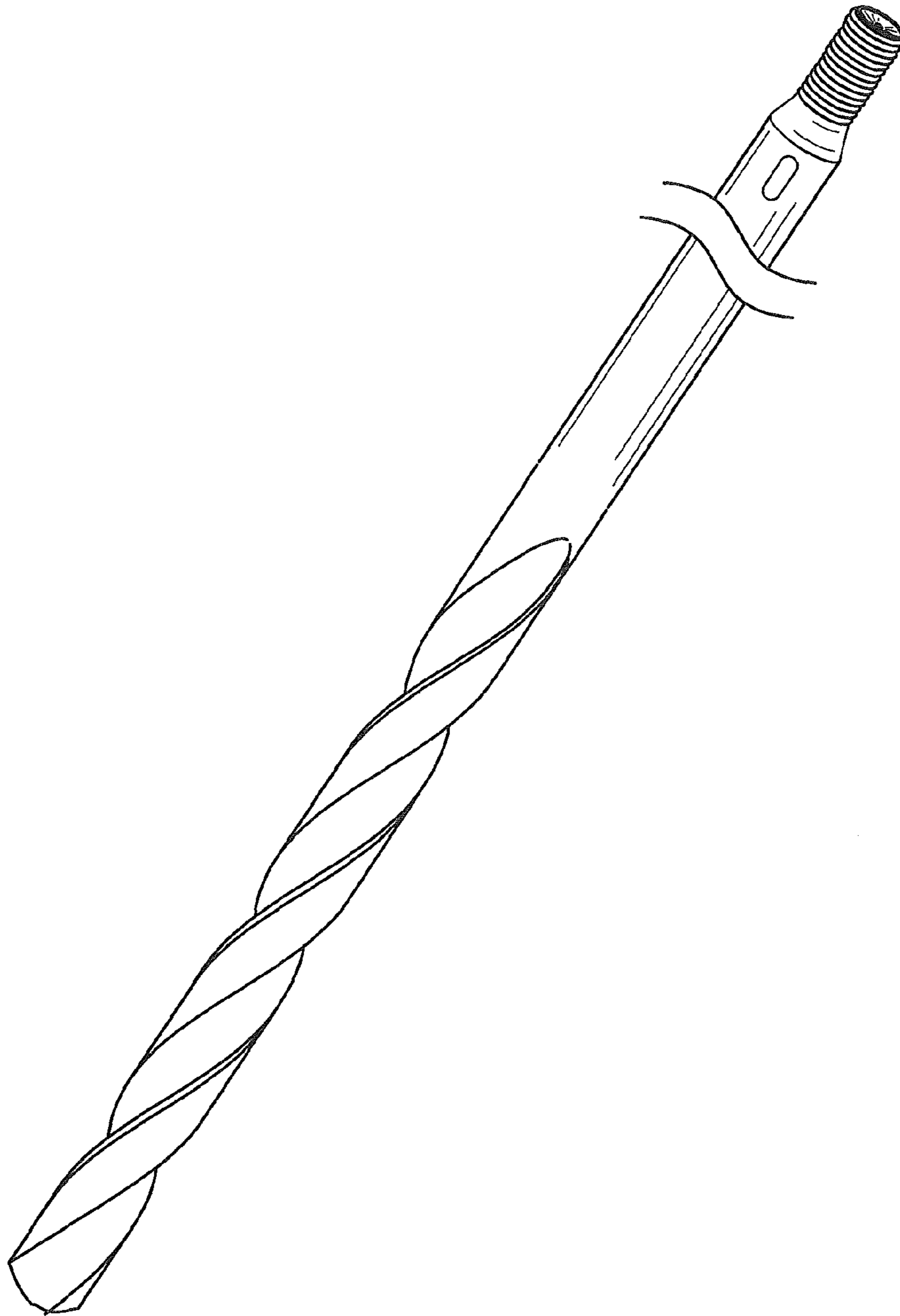


FIG. 1

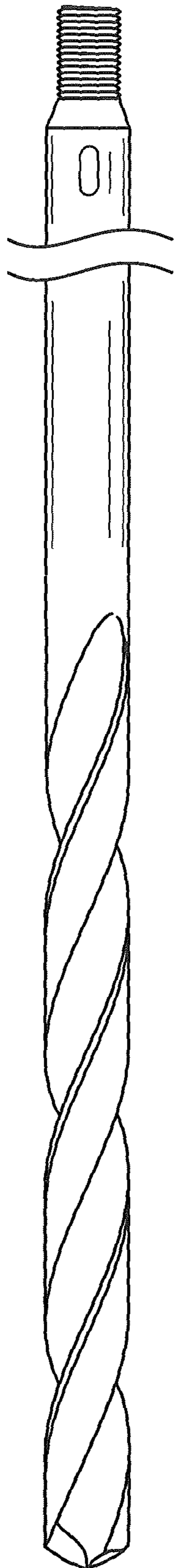


FIG. 2




FIG. 3

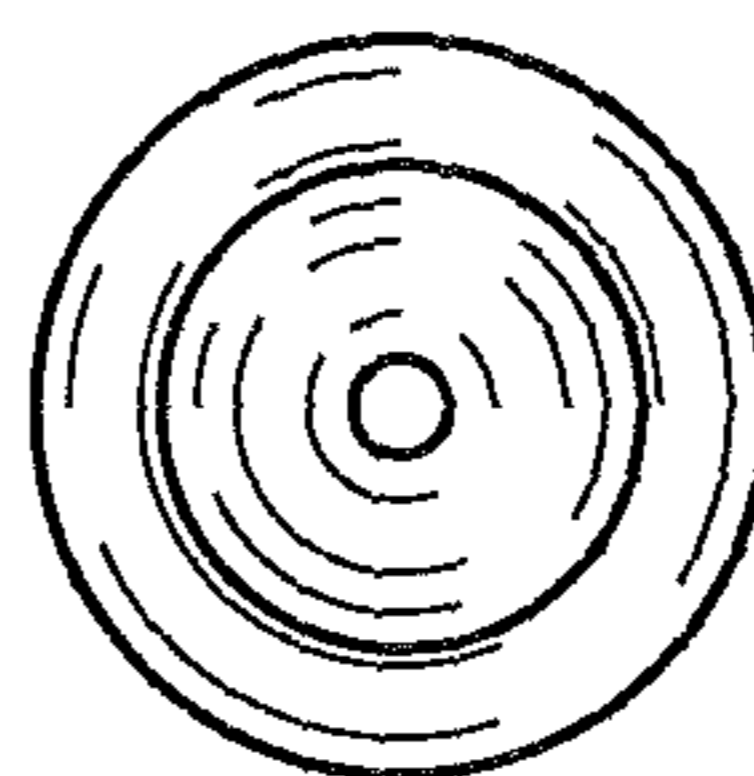


FIG. 4

UNITED STATES PATENT AND TRADEMARK OFFICE
CERTIFICATE OF CORRECTION

PATENT NO. : D724,125 S
APPLICATION NO. : 29/447279
DATED : March 10, 2015
INVENTOR(S) : Ray Charles Pierce

Page 1 of 4

It is certified that error appears in the above-identified patent and that said Letters Patent is hereby corrected as shown below:

Delete the title page and substitute therefore with the attached title page consisting of the corrected illustrative figure.

In the Drawings

Delete Drawing Sheets 1 and 2 and substitute therefore with the attached Drawing Sheets 1 and 2.

Signed and Sealed this
Twenty-eighth Day of April, 2015



Michelle K. Lee
Director of the United States Patent and Trademark Office

(12) **United States Design Patent** (10) **Patent No.:** **US D724,125 S**
Pierce (45) **Date of Patent:** **** Mar. 10, 2015**

(54) **CABLE DRILL BIT**
 (71) Applicant: **Ray Charles Pierce**, Bolingbrook, IL (US)
 (72) Inventor: **Ray Charles Pierce**, Bolingbrook, IL (US)
 (**) Term: **14 Years**
 (21) Appl. No.: **29/447,279**
 (22) Filed: **Mar. 1, 2013**
 (51) **LOC (10) Cl.** **15-09**
 (52) **U.S. Cl.**
 USPC **D15/139**
 (58) **Field of Classification Search**
 USPC D8/70; D15/21, 131, 132, 138, 139, D15/140; 76/102, 115; 83/845; 403/331, 403/381; 407/9, 33, 34, 42, 54, 63, 110, 407/113-115; 408/210-214, 215, 219, 222, 408/223, 224, 226-230, 240; 433/72, 165; 470/198; 606/80
 See application file for complete search history.

(56) **References Cited**
 U.S. PATENT DOCUMENTS
 21,160 A * 8/1858 Tucker 408/213
 164,999 A 6/1875 Holt
 1,027,039 A 5/1912 Down
 1,156,336 A 10/1915 Wegland
 1,289,957 A 12/1918 Tambacopolo
 1,712,876 A 5/1929 Dolezal
 3,239,233 A 3/1966 Stillwagon, Jr.
 3,270,362 A 9/1966 Norton, Jr.
 3,312,127 A 4/1967 Stafford
 3,611,549 A 10/1971 Pope
 3,697,188 A 10/1972 Pope
 3,984,192 A 10/1976 Wanner et al.
 5,103,700 A * 4/1992 Read, Sr. 82/165

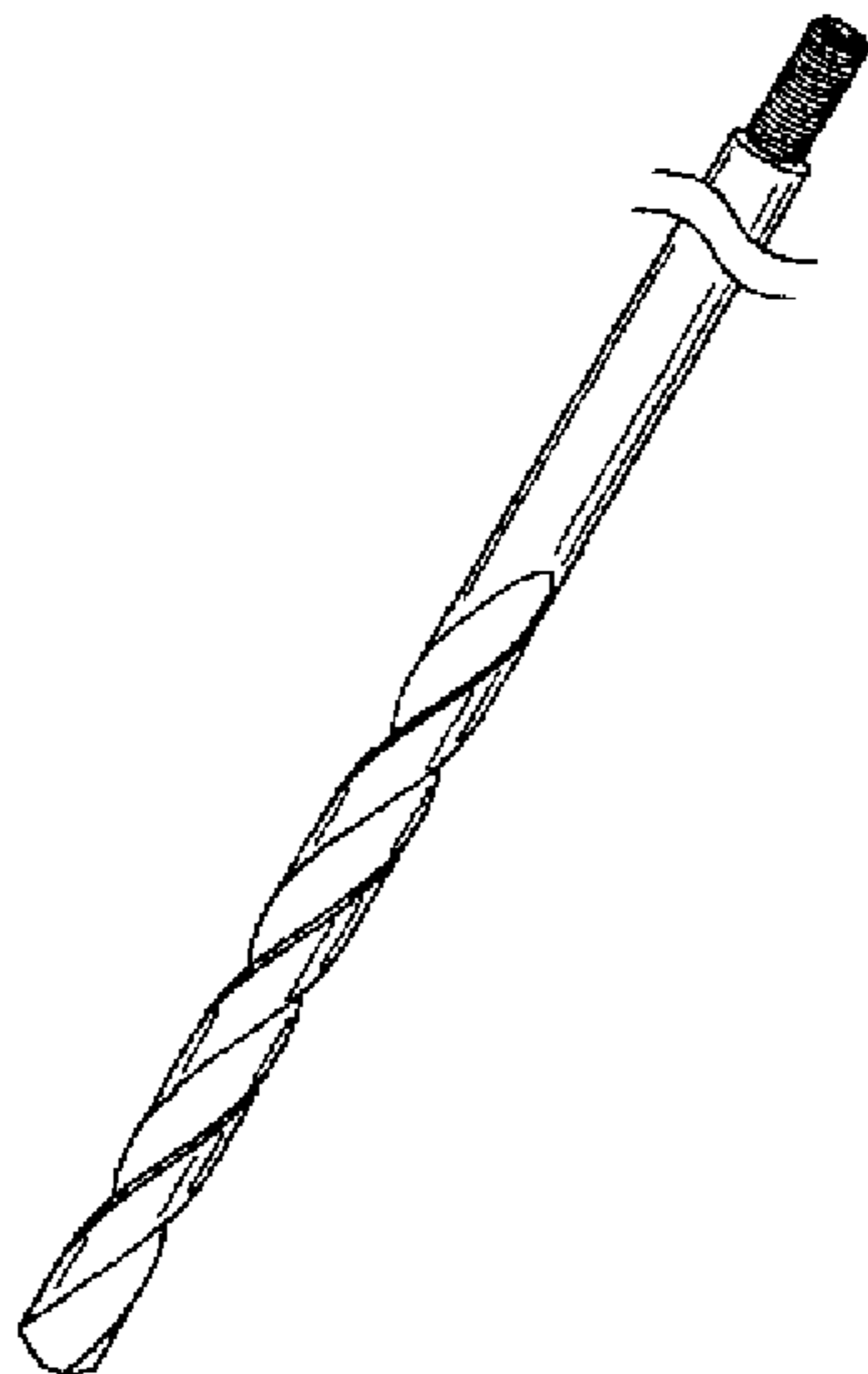
5,149,231 A 9/1992 Bowling
 5,310,294 A * 5/1994 Perkins 408/226
 5,310,594 A 5/1994 Holland et al.
 5,529,443 A 6/1996 Flener
 5,888,035 A 3/1999 Cutler
 5,957,634 A * 9/1999 Carpinetti 408/226
 6,190,097 B1 * 2/2001 Thomas 408/230
 6,257,808 B1 7/2001 Groot
 6,318,704 B1 11/2001 Christenson
 6,511,266 B1 1/2003 Groot
 6,719,274 B2 4/2004 Bowling
 6,739,582 B1 5/2004 Martin
 7,354,228 B2 4/2008 Lambert
 D626,575 S * 11/2010 Washington, III D15/139
 8,282,079 B2 10/2012 Petti
 8,371,776 B2 * 2/2013 Lin 408/143
 D678,369 S * 3/2013 Santamarina D15/139
 8,579,553 B2 * 11/2013 Pierce 408/1 R
 8,794,879 B2 * 8/2014 Durst 407/119
 2010/0258771 A1 * 10/2010 White 254/134.3 R

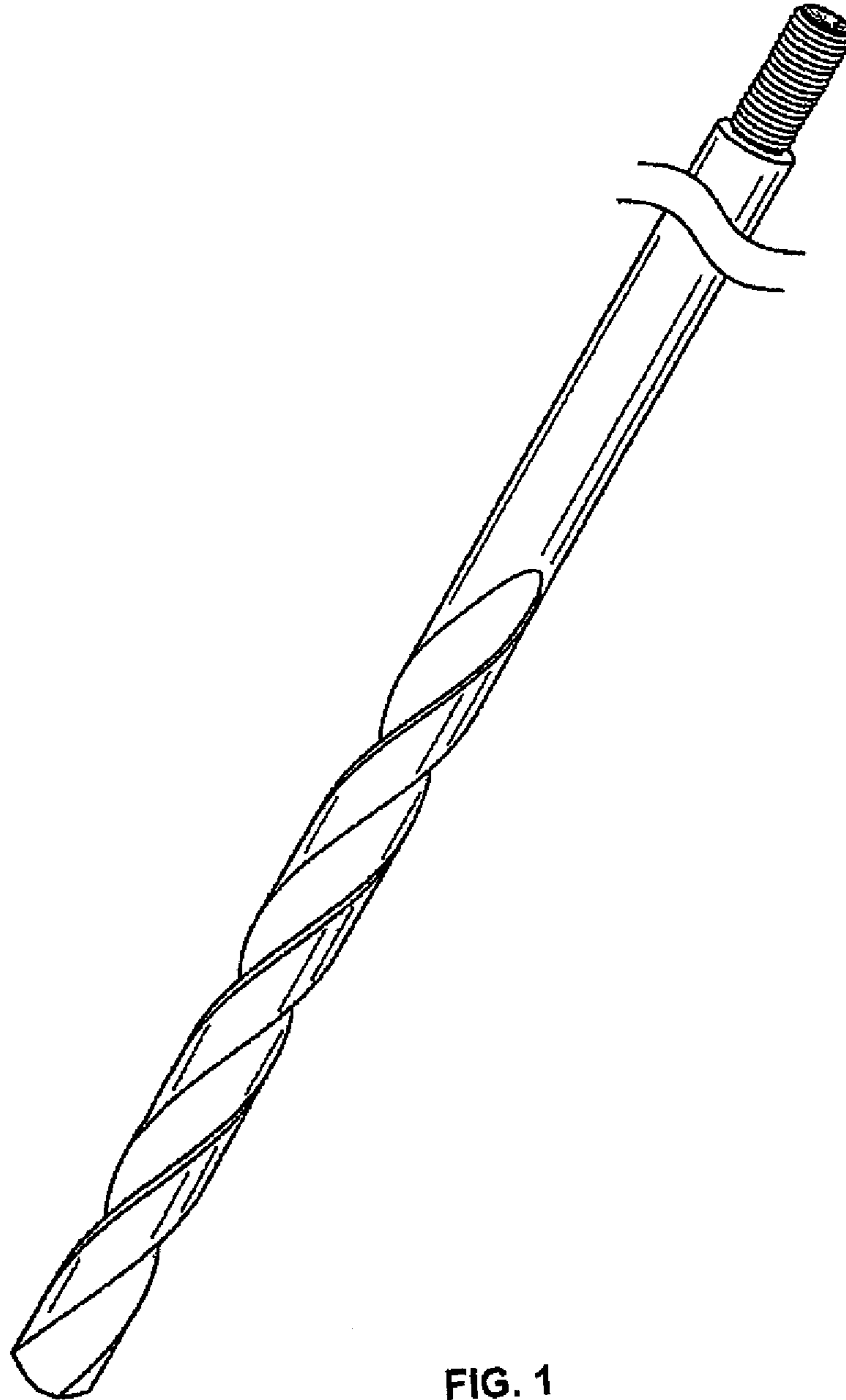
* cited by examiner
 Primary Examiner — Patricia Palasik
 (74) Attorney, Agent, or Firm — Kelly & Krause, L.P.; W. Dennis Drehkoff

(57) **CLAIM**
 The ornamental design for a cable drill bit, as shown and described.

DESCRIPTION
 FIG. 1 is a perspective view of a cable drill bit pertains to the present design;
 FIG. 2 is a front elevational view of the cable drill bit showing my new design thereof,
 FIG. 3 is a top plan view thereof; and,
 FIG. 4 is a bottom plan view thereof.
 The broken away symbols in the drawings indicate the appearance of any portion of the article between the break lines forms no part of the claimed design.

1 Claim, 2 Drawing Sheets





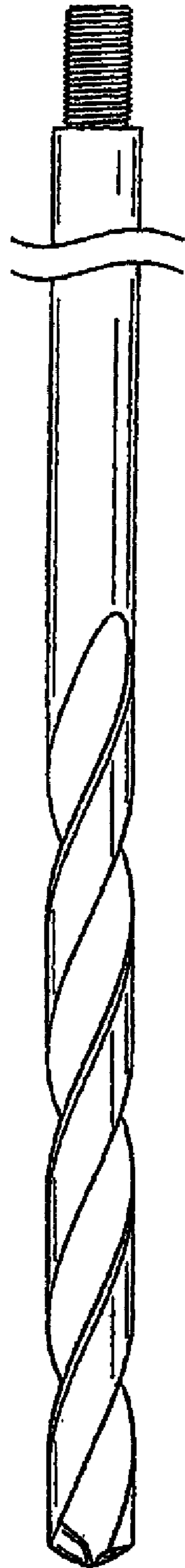


FIG. 2

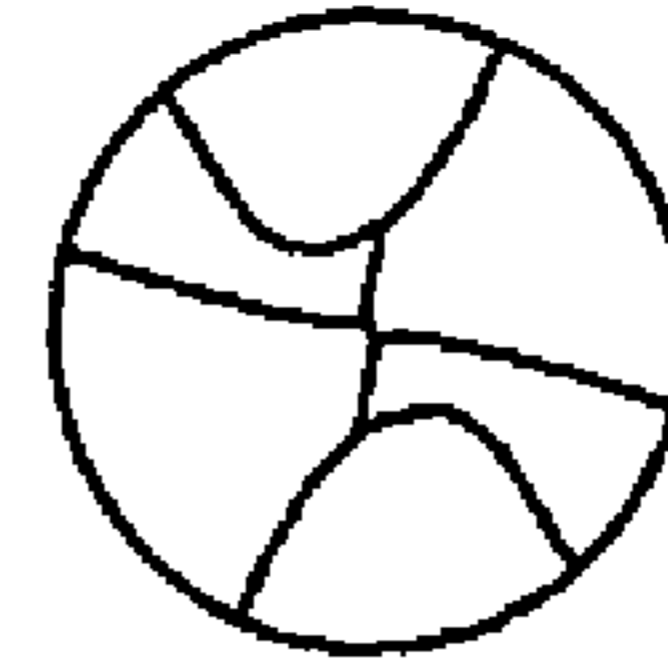


FIG. 3

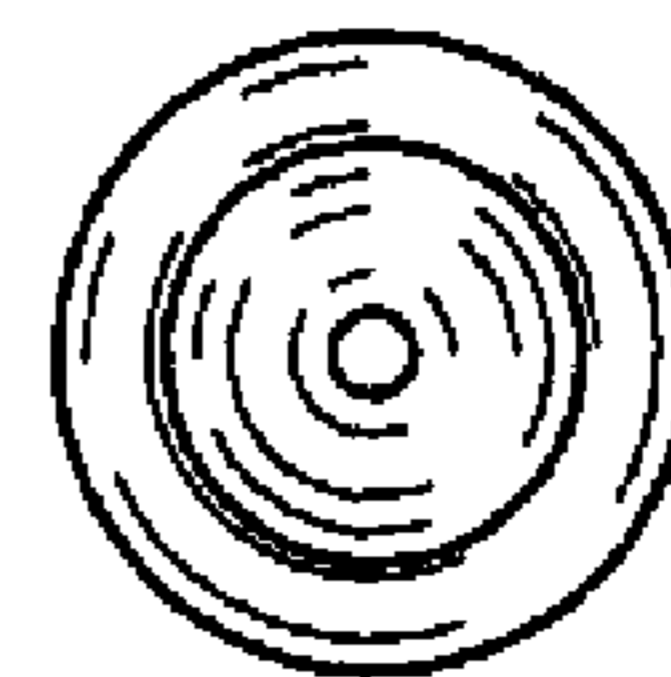


FIG. 4

UNITED STATES PATENT AND TRADEMARK OFFICE
CERTIFICATE OF CORRECTION

PATENT NO. : D724,125 S
APPLICATION NO. : 29/447279
DATED : March 10, 2015
INVENTOR(S) : Ray Charles Pierce

Page 1 of 4

It is certified that error appears in the above-identified patent and that said Letters Patent is hereby corrected as shown below:

Delete the title page and substitute therefore with the attached title page consisting of the corrected illustrative figure.

In the Drawings

Delete Drawing Sheets 1 and 2 and substitute therefore with the attached Drawing Sheets 1 and 2.

This certificate supersedes the Certificate of Correction issued April 28, 2015.

Signed and Sealed this
Twelfth Day of May, 2015



Michelle K. Lee
Director of the United States Patent and Trademark Office

(12) **United States Design Patent** (10) **Patent No.:** **US D724,125 S**
Pierce (45) **Date of Patent:** **** Mar. 10, 2015**

(54) **CABLE DRILL BIT**

(71) Applicant: **Ray Charles Pierce**, Bolingbrook, IL (US)

(72) Inventor: **Ray Charles Pierce**, Bolingbrook, IL (US)

(**) Term: **14 Years**

(21) Appl. No.: **29/447,279**

(22) Filed: **Mar. 1, 2013**

(51) **LOC (10) CL** **15-09**

(52) **U.S. Cl.**
USPC **D15/139**

(58) **Field of Classification Search**
USPC **D8/70; D15/21, 131, 132, 138, 139, D15/140; 76/102, 115: 83/845; 403/331, 403/381; 407/9, 33, 34, 42, 54, 63, 110, 407/113, 115: 408/210, 214, 215, 219, 222, 408/223, 224, 226-230, 240; 433/72, 165; 470/198; 606/80**

See application file for complete search history.

(56) **References Cited**

U.S. PATENT DOCUMENTS

21,160 A * 8/1858 Tucker 408/213
 164,999 A 6/1875 Holt
 1,027,039 A 5/1912 Down
 1,156,336 A 10/1915 Wegland
 1,289,957 A 12/1918 Tambacopolo
 1,712,876 A 5/1929 Dolezal
 3,239,233 A 3/1966 Stillwagon, Jr.
 3,270,362 A 9/1966 Norton, Jr.
 3,312,127 A 4/1967 Stafford
 3,611,549 A 10/1971 Pope
 3,697,188 A 10/1972 Pope
 3,984,192 A 10/1976 Wanner et al.
 5,103,700 A * 4/1992 Read, Sr. 82/165

5,149,231 A 9/1992 Bowling
 5,310,294 A * 5/1994 Perkins 408/226
 5,310,594 A 5/1994 Holland et al.
 5,529,443 A 6/1996 Flener
 5,888,035 A 3/1999 Cutler
 5,957,634 A * 9/1999 Carpinetti 408/226
 6,190,097 B1 * 2/2001 Thomas 408/230
 6,257,808 B1 7/2001 Groot
 6,318,704 B1 11/2001 Christenson
 6,511,266 B1 1/2003 Groot
 6,719,274 B2 4/2004 Bowling
 6,739,582 B1 5/2004 Martin
 7,354,228 B2 4/2008 Lambert
 D626,575 S * 11/2010 Washington, III D15/139
 8,282,079 B2 10/2012 Petti
 8,371,776 B2 * 2/2013 Lin 408/143
 D678,369 S * 3/2013 Santamarina D15/139
 8,579,553 B2 * 11/2013 Pierce 408/1 R
 8,794,879 B2 * 8/2014 Durst 407/119
 2010/0258771 A1 * 10/2010 White 254/134.3 R

* cited by examiner


Primary Examiner — Patricia Palasik
 (74) *Attorney, Agent, or Firm* — Kelly & Krause, L.P.; W. Dennis Drehkoff

(57) **CLAIM**
 The ornamental design for a cable drill bit, as shown and described.

DESCRIPTION

FIG. 1 is a perspective view of a cable drill bit pertains to the present design;
 FIG. 2 is a front elevational view of the cable drill bit showing my new design thereof,
 FIG. 3 is a top plan view thereof; and,
 FIG. 4 is a bottom plan view thereof.
 The broken away symbols in the drawings indicate the appearance of any portion of the article between the break lines forms no part of the claimed design.

1 Claim, 2 Drawing Sheets



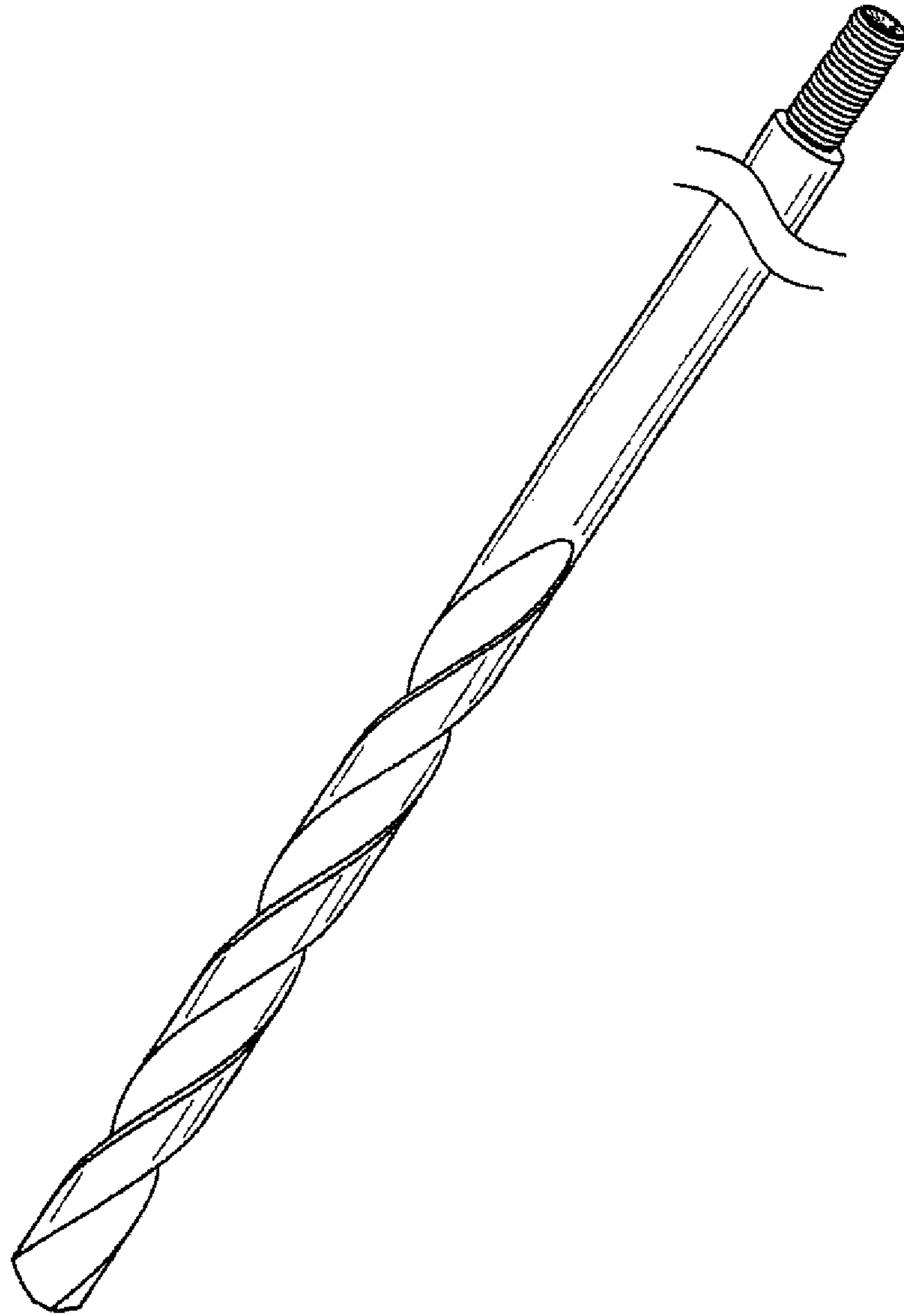


FIG. 1




FIG. 2

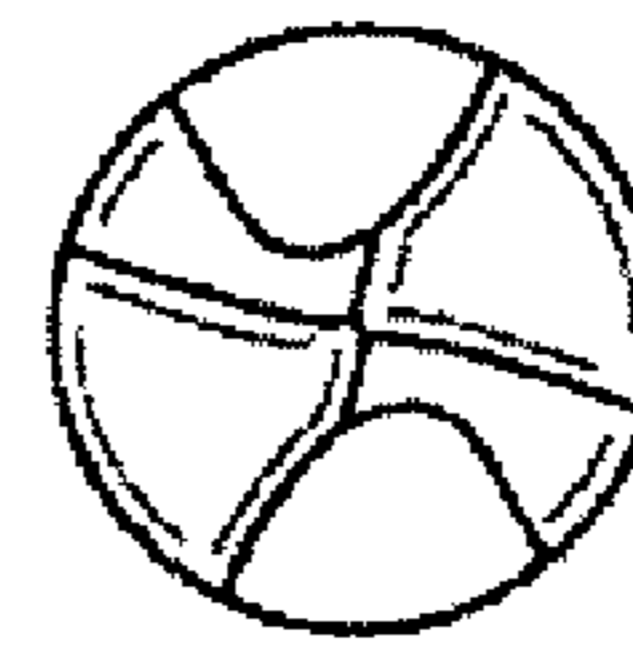


FIG. 3

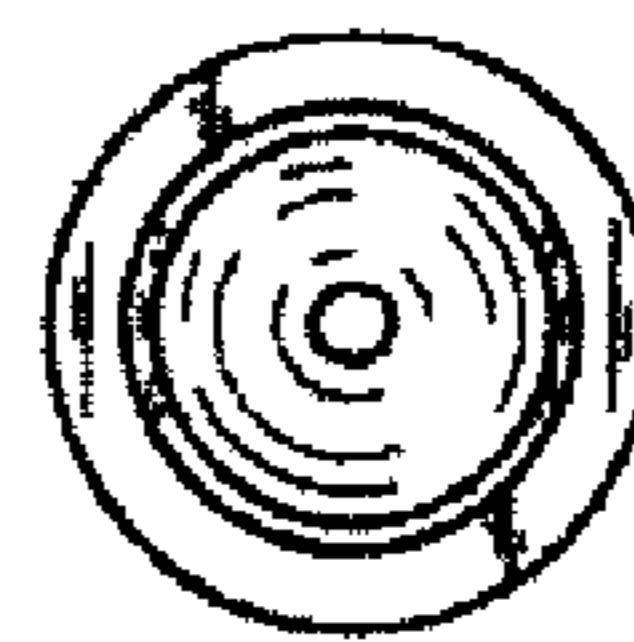


FIG. 4