

US00D724095S

(12) **United States Design Patent**
Kim

(10) **Patent No.:** **US D724,095 S**
(45) **Date of Patent:** **** Mar. 10, 2015**

(54) **COVER FOR ELECTRONIC DEVICE**

(71) Applicant: **Samsung Electronics Co., Ltd.**,
Suwon-si (KR)

(72) Inventor: **Yoon-Young Kim**, Seongnam-si (KR)

(73) Assignee: **Samsung Electronics Co., Ltd.**,
Suwon-si (KR)

(**) Term: **14 Years**

(21) Appl. No.: **29/492,011**

(22) Filed: **May 28, 2014**

(30) **Foreign Application Priority Data**

Mar. 31, 2014 (KR) 30-2014-0016142

(51) **LOC (10) Cl.** **14-02**

(52) **U.S. Cl.**
USPC **D14/440**

(58) **Field of Classification Search**

CPC ... G06F 1/1601; G06F 1/1626; G06F 1/1633;
G06F 1/1675; G06F 1/1679; G02F 1/1306;
G02F 1/133; G02F 1/133308; G02F 1/153;
G02F 1/1533; G02F 2001/133317; H04M
1/185; H04M 1/0252; H04B 1/3888
USPC D14/250, 251, 253, 240, 217, 496, 440,
D14/203.3, 203.4, 203.5, 203.8, 341, 318;
D3/218, 215, 201, 294, 289, 900;
220/4.02; 248/309.1; 361/679.56;
379/426, 433.11, 455; 455/575.1,
455/575.8, 457.1; 190/100; 206/305, 320,
206/45.2; D21/469; 312/240

See application file for complete search history.

(56) **References Cited**

U.S. PATENT DOCUMENTS

1,613,536 A * 1/1927 Rose 132/315
D230,376 S * 2/1974 Andrew D19/91

4,259,568 A * 3/1981 Dynesen 235/1 D
6,772,879 B1 * 8/2004 Domotor 206/45.23
7,281,698 B2 * 10/2007 Patterson, Jr. 248/458
7,414,833 B2 * 8/2008 Kittayapong 361/679.27

(Continued)

Primary Examiner — Cynthia Underwood
(74) *Attorney, Agent, or Firm* — NSIP Law

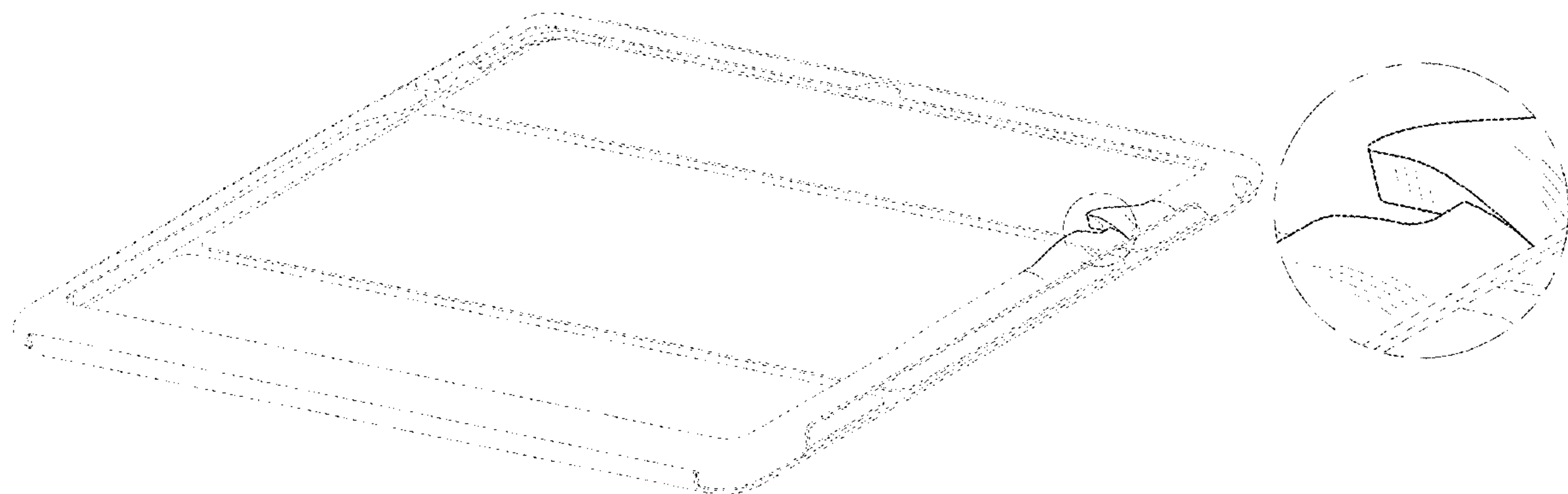
(57) **CLAIM**

I claim the ornamental design for a cover for electronic device, as shown and described.

DESCRIPTION

FIG. 1 is a front perspective view of a cover for electronic device showing my new design;
FIG. 2 is a front view thereof;
FIG. 3 is a rear view thereof;
FIG. 4 is a left-side view thereof;
FIG. 5 is a right-side view thereof;
FIG. 6 is a top view thereof;
FIG. 7 is a bottom view thereof;
FIG. 8 is an enlarged view of the encircled portion in FIG. 1;
FIG. 9 is an enlarged view of the encircled portion in FIG. 3;
FIG. 10 is an enlarged view of the encircled portion in FIG. 4;
FIG. 11 is an enlarged view of the encircled portion in FIG. 7;
FIG. 12 is another left-side view, in which the cover for electronic device is provided in an alternate position;
FIG. 13 is an enlarged view of the encircled portion in FIG. 12; and,
FIG. 14 is another left-side view, in which the cover for electronic device is provided in a second alternate position. The broken lines in the figures show portions of the cover for electronic device which form no part of the claimed design. The dot-dash lines in the figures represent an unclaimed boundary line and form no part of the claimed design. The dot-dot-dash broken lines encircling portions of the claimed design that are illustrated in enlargements form no part of the claimed design.

1 Claim, 10 Drawing Sheets



(56)

References Cited

U.S. PATENT DOCUMENTS

7,735,644 B2 *	6/2010	Sirichai et al.	206/320	8,640,864 B2 *	2/2014	Chen et al.	206/45.2
D658,187 S *	4/2012	Diebel	D14/440	8,657,112 B2 *	2/2014	Igarashi	206/320
D658,188 S *	4/2012	Diebel	D14/440	D701,205 S *	3/2014	Akana et al.	D14/345
D663,304 S *	7/2012	Akana et al.	D14/440	D702,673 S *	4/2014	Murchison et al.	D14/250
8,230,992 B2 *	7/2012	Law et al.	206/320	D704,689 S *	5/2014	Chang	D14/250
8,245,843 B1 *	8/2012	Wu	206/320	D704,693 S *	5/2014	Kim	D14/250
8,312,991 B2 *	11/2012	Diebel et al.	206/45.24	D706,270 S *	6/2014	Akana et al.	D14/440
D671,948 S *	12/2012	Akana et al.	D14/440	D706,783 S *	6/2014	Almodova	D14/440
D672,353 S *	12/2012	Liu	D14/440	D707,229 S *	6/2014	Almodova	D14/440
D672,781 S *	12/2012	Lu	D14/440	8,757,375 B2 *	6/2014	Huang	206/320
D675,625 S *	2/2013	Hasbrook et al.	D14/440	D708,838 S *	7/2014	Lee	D3/201
D678,260 S *	3/2013	Bau	D14/250	8,763,795 B1 *	7/2014	Oten et al.	206/45.23
D679,279 S *	4/2013	Yang et al.	D14/440	8,766,921 B2 *	7/2014	Ballagas et al.	345/168
D679,715 S *	4/2013	Akana et al.	D14/440	8,773,353 B2 *	7/2014	Wei	345/156
8,424,830 B2 *	4/2013	Yang et al.	248/459	8,783,458 B2 *	7/2014	Gallagher et al.	206/320
D681,641 S *	5/2013	Van Den Nieuwenhuizen et al.	D14/440	D710,859 S *	8/2014	Mecchella et al.	D14/440
D682,836 S *	5/2013	Akana et al.	D14/440	8,797,132 B2 *	8/2014	Childs et al.	335/219
D682,838 S *	5/2013	Akana et al.	D14/440	2003/0034263 A1 *	2/2003	D'Hoste	206/320
D683,141 S *	5/2013	Symons	D6/310	2008/0302687 A1 *	12/2008	Sirichai et al.	206/320
D687,438 S *	8/2013	Lu	D14/440	2009/0159763 A1 *	6/2009	Kim	248/174
D690,305 S *	9/2013	Wen	D14/440	2011/0266194 A1 *	11/2011	Bau	206/736
D690,702 S *	10/2013	Chung	D14/440	2011/0290687 A1 *	12/2011	Han	206/320
D691,142 S *	10/2013	Diebel	D14/440	2012/0211377 A1 *	8/2012	Sajid	206/216
D692,434 S *	10/2013	Kim	D14/440	2012/0211613 A1 *	8/2012	Yang et al.	248/174
D693,823 S *	11/2013	Chen et al.	D14/440	2012/0305413 A1 *	12/2012	Chung	206/45.23
D695,296 S *	12/2013	Hsu	D14/440	2012/0308981 A1 *	12/2012	Libin et al.	434/362
D696,253 S *	12/2013	Akana et al.	D14/345	2013/0015088 A1 *	1/2013	Wu	206/320
D696,256 S *	12/2013	Piedra et al.	D14/440	2013/0020216 A1 *	1/2013	Chiou	206/320
D696,669 S *	12/2013	Akana et al.	D14/440	2013/0140203 A1 *	6/2013	Chiang	206/320
				2013/0213838 A1 *	8/2013	Tsai et al.	206/320
				2013/0214661 A1 *	8/2013	McBroom	312/325
				2013/0241381 A1 *	9/2013	Hyneczek et al.	312/240
				2013/0264459 A1 *	10/2013	McCosh et al.	248/688

* cited by examiner

FIG.1

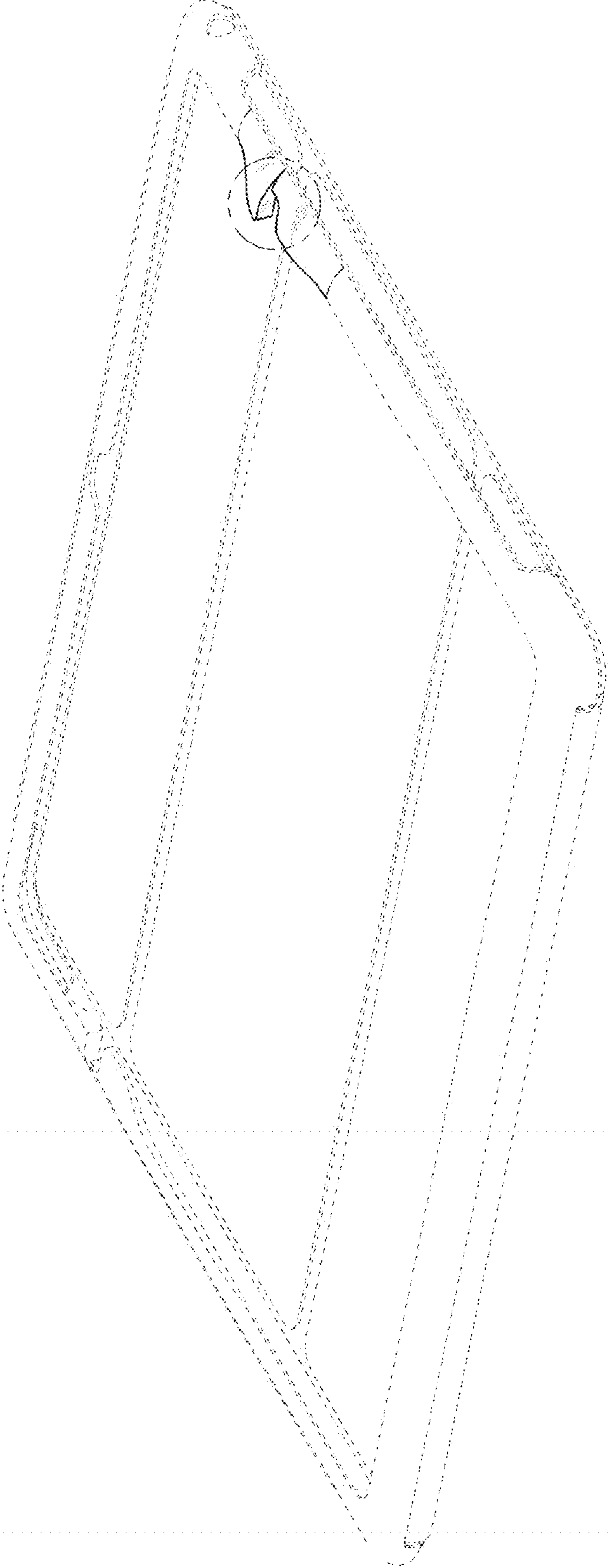



FIG.2



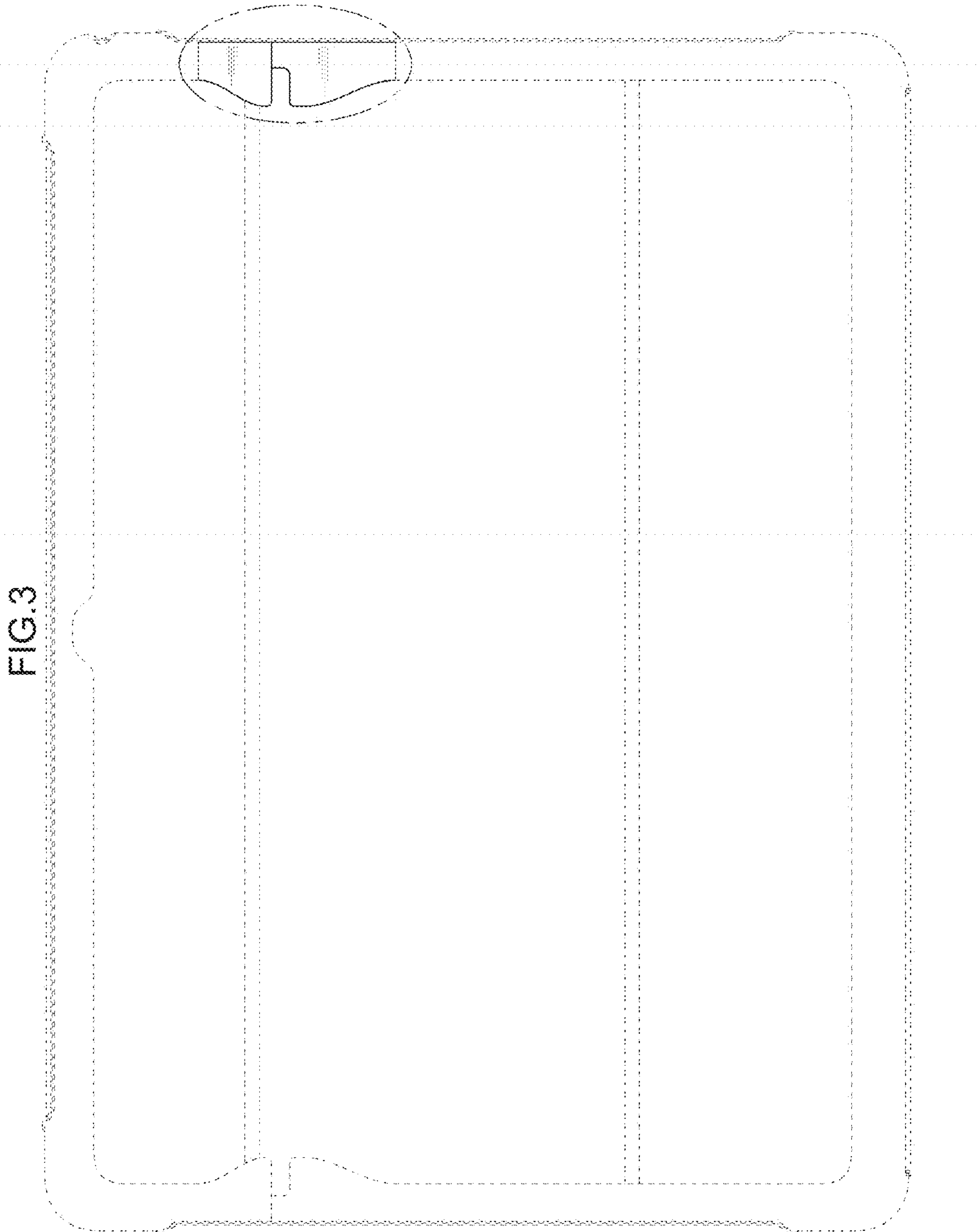


FIG. 5




FIG. 4




FIG.6

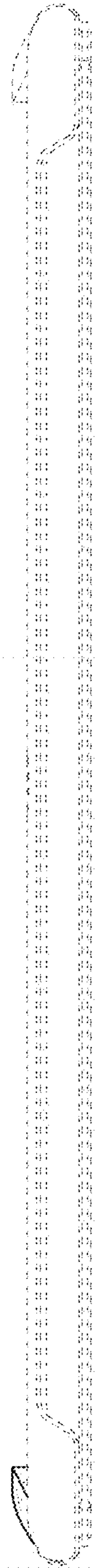


FIG.7




FIG.9

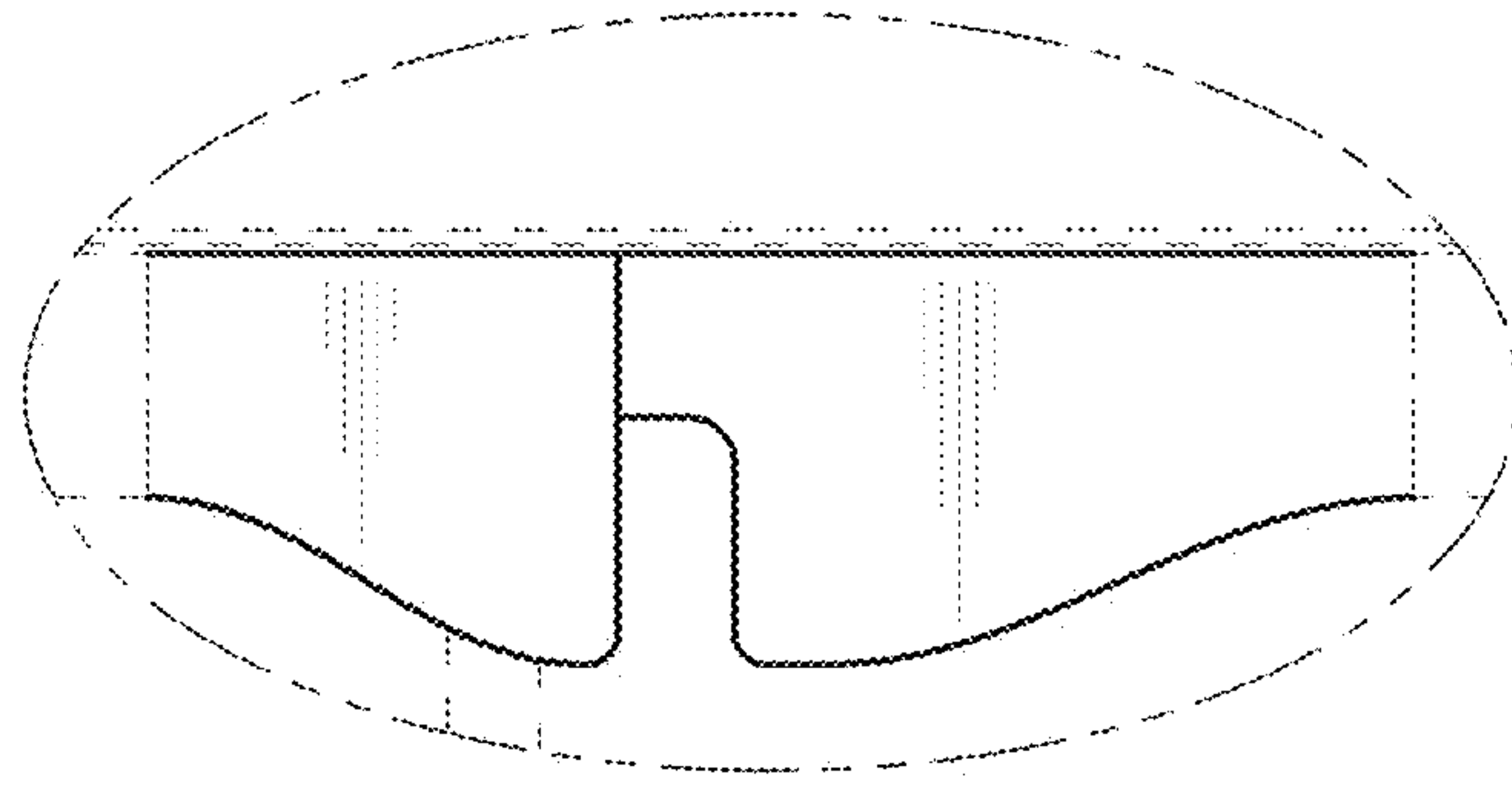


FIG.8




FIG.10

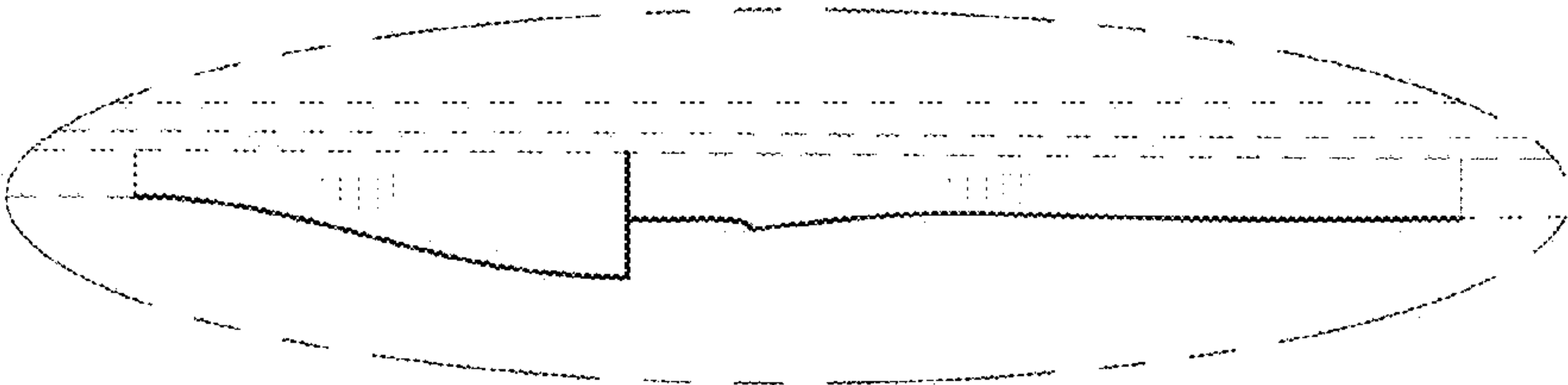


FIG.11

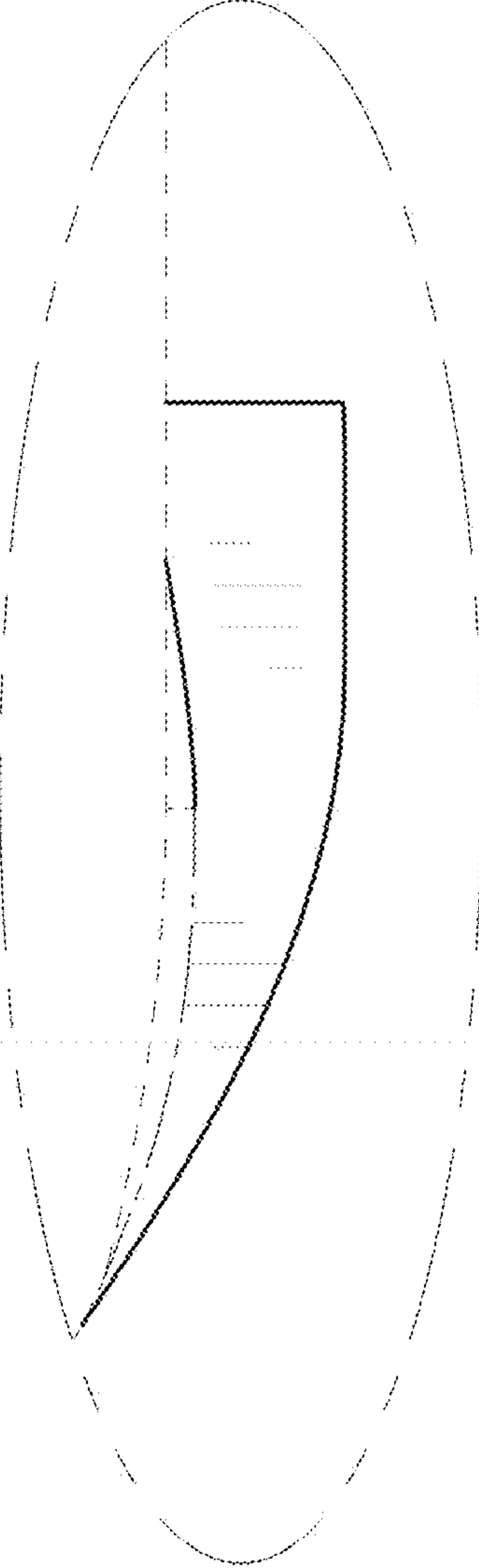


FIG.13

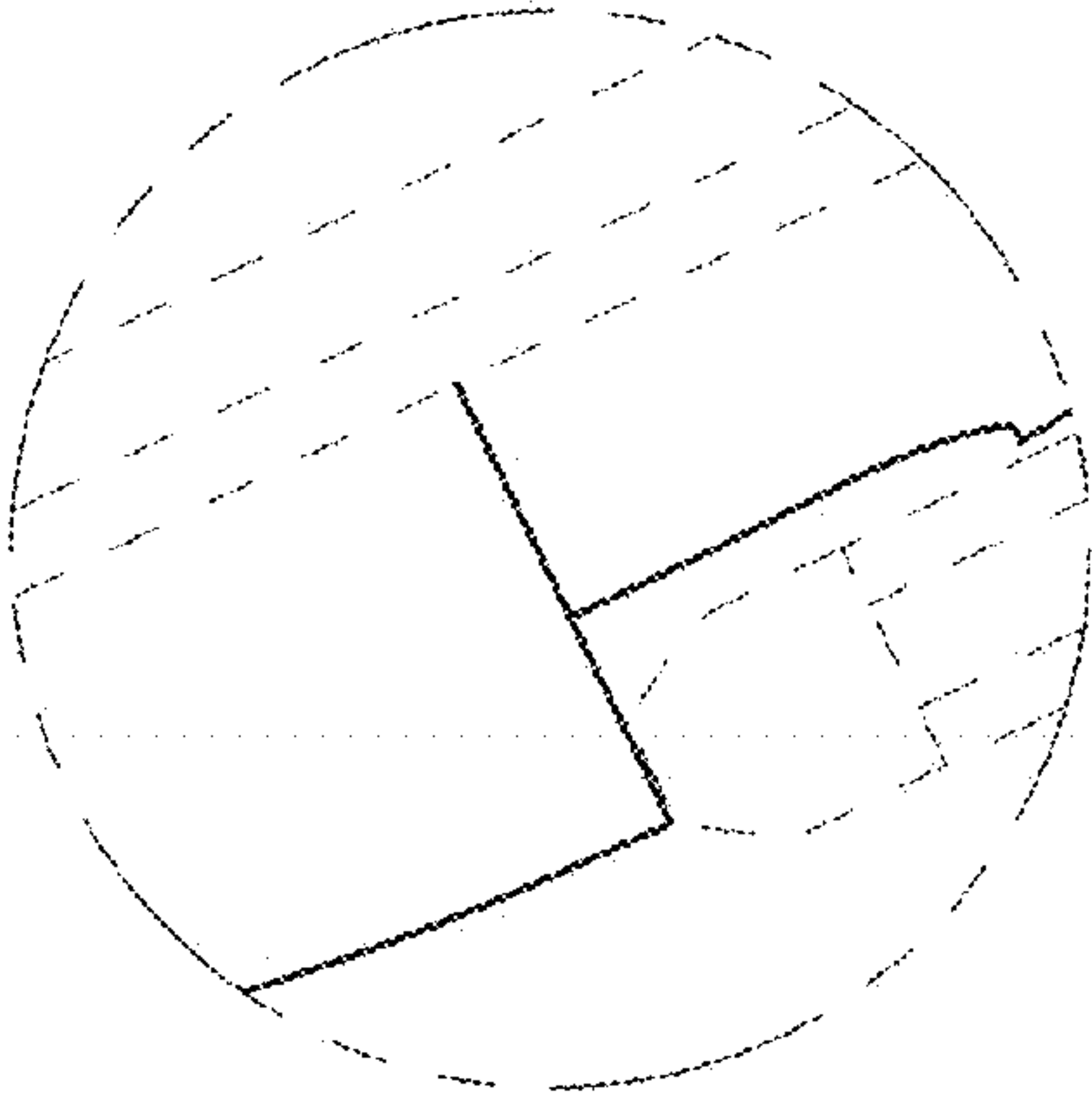


FIG.12

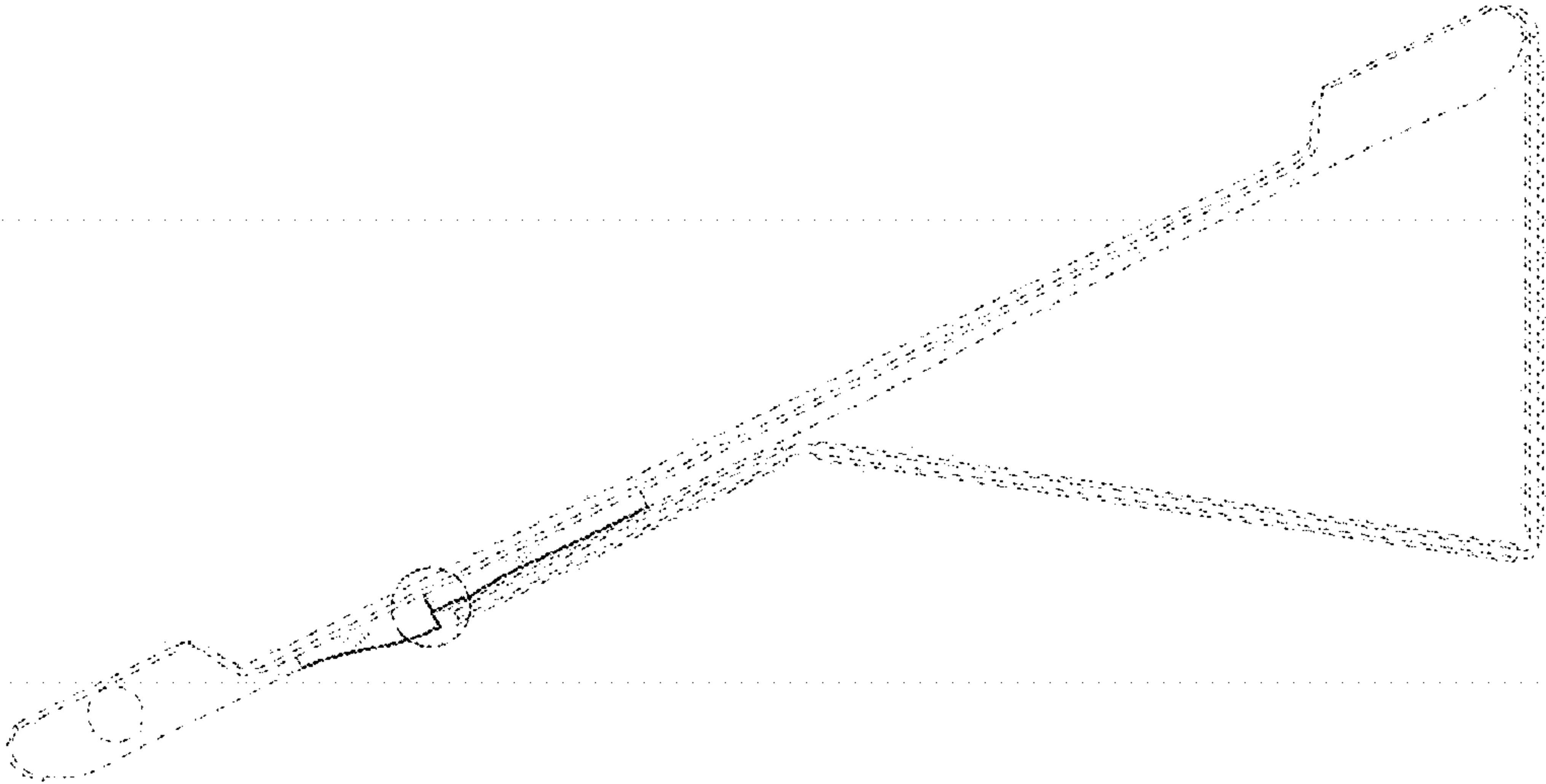


FIG. 14

