



US00D724087S

(12) **United States Design Patent**
Sakatsume et al.

(10) **Patent No.:** **US D724,087 S**
(45) **Date of Patent:** **** Mar. 10, 2015**

(54) **PEN**

(71) Applicant: **Hewlett-Packard Development Company, L.P.**, Houston, TX (US)

(72) Inventors: **Norihiko Sakatsume**, Houston, TX (US); **Chrome Manley Cebe**, Houston, TX (US); **Giovanni Mata Magana**, Houston, TX (US)

(73) Assignee: **Hewlett-Packard Development Company, L.P.**, Houston, TX (US)

(**) Term: **14 Years**

(21) Appl. No.: **29/501,575**

(22) Filed: **Sep. 5, 2014**

(51) **LOC (10) Cl.** **14-02**

(52) **U.S. Cl.**
USPC **D14/411**

(58) **Field of Classification Search**

CPC G06F 3/016; G06F 3/033; G06F 3/0317;
G06F 3/03545; G06F 3/041; G06K 9/222
USPC D8/61; D14/411; D19/35, 36, 41-51,
D19/54-58; 401/55, 99, 100, 104-107, 196,
401/197, 202, 208, 209, 213, 192, 195,
401/243; 708/107; 345/179, 173;
178/19.01; 700/94

See application file for complete search history.

(56) **References Cited**

U.S. PATENT DOCUMENTS

D508,528 S *	8/2005	Shimizu	D19/48
D584,355 S *	1/2009	Hidaka et al.	D19/51
D595,718 S *	7/2009	Richter et al.	D14/411
D623,187 S *	9/2010	Cacioppo et al.	D14/411
D631,477 S *	1/2011	Cacioppo et al.	D14/411
D669,897 S *	10/2012	Nakata	D14/411
D670,699 S *	11/2012	Sato	D14/411
D680,114 S *	4/2013	Hashi	D14/411
D681,037 S *	4/2013	Hashi	D14/411
D704,187 S *	5/2014	Eastwood	D14/411

* cited by examiner

Primary Examiner — Austin Murphy

(74) *Attorney, Agent, or Firm* — Foley & Lardner LLP; John Geis

(57) **CLAIM**

We claim the ornamental design for a pen, as shown and described.

DESCRIPTION

FIG. 1 is a top, front, left perspective view of an embodiment of the claimed design;

FIG. 2 is a top plan view thereof;

FIG. 3 is a bottom plan view thereof;

FIG. 4 is a left elevation view thereof;

FIG. 5 is a right elevation view thereof;

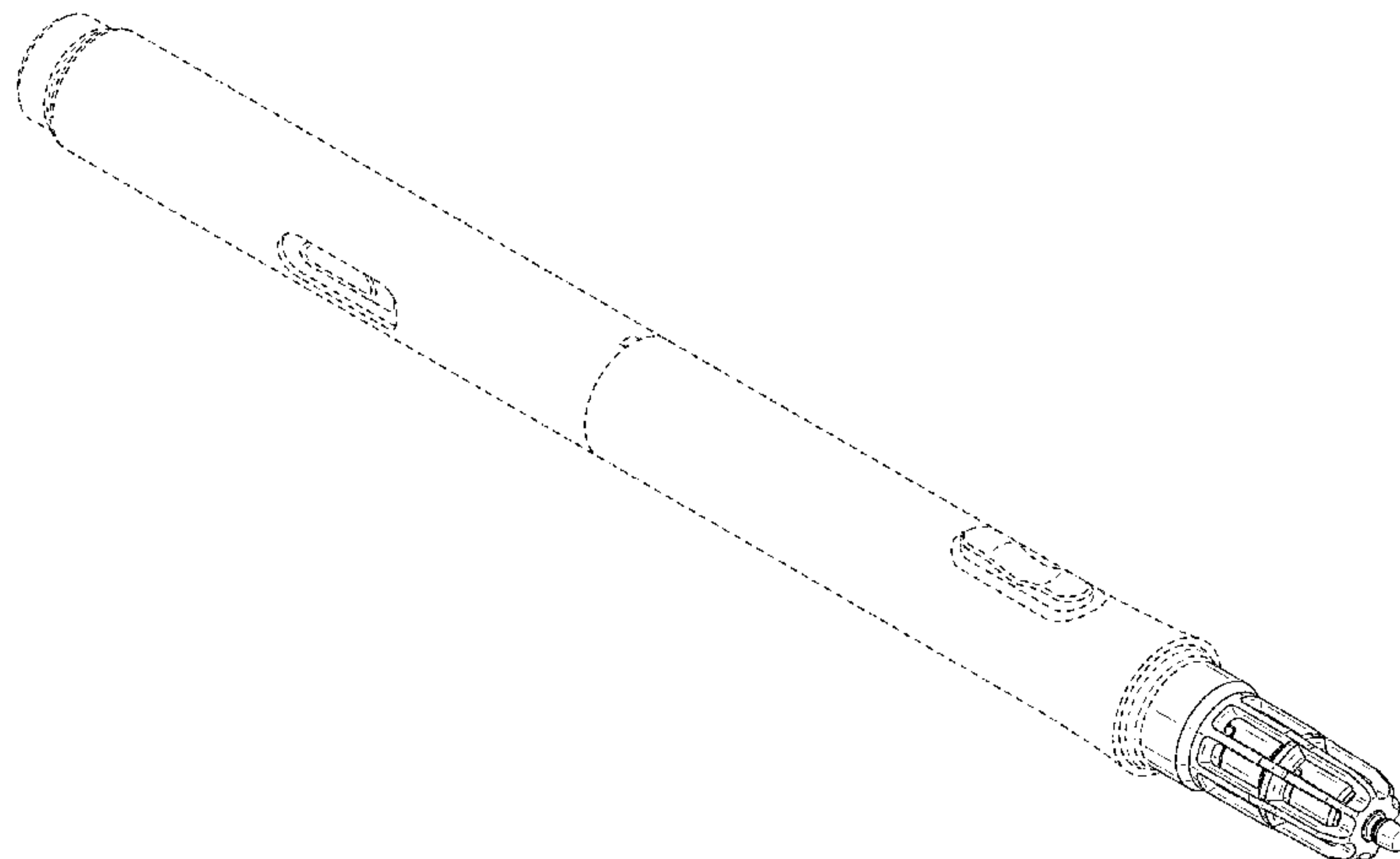
FIG. 6 is a front elevation view thereof; and,

FIG. 7 is a rear elevation view thereof.

The ornamental design which is claimed is shown in solid lines in the drawings. The broken lines in the drawings form no part of the claimed design. Broken lines formed by equal length dashes show unclaimed subject matter. Included herewith is an appendix including drawings according to the present invention using drafting techniques to comply with foreign practice and to provide support for foreign filing.

While the accompanying drawings illustrate one or more exemplary embodiments, it should be understood that according to other exemplary embodiments that should be considered to be within the possession of the inventors of the present application at the time this application is being filed, it is contemplated that any illustrated solid lines (or portions thereof) may be converted to broken lines and that any illustrated broken lines (or portions thereof) may be converted to solid lines so as to claim or disclaim portions, components, or sub-components of the designs shown, and that any illustrated solid lines (or portions thereof) and broken lines (or any portions thereof) from a single depicted embodiment may be combined with those of another depicted embodiment. It is further contemplated that shading may be added or removed to claim or disclaim the corresponding surfaces.

1 Claim, 3 Drawing Sheets



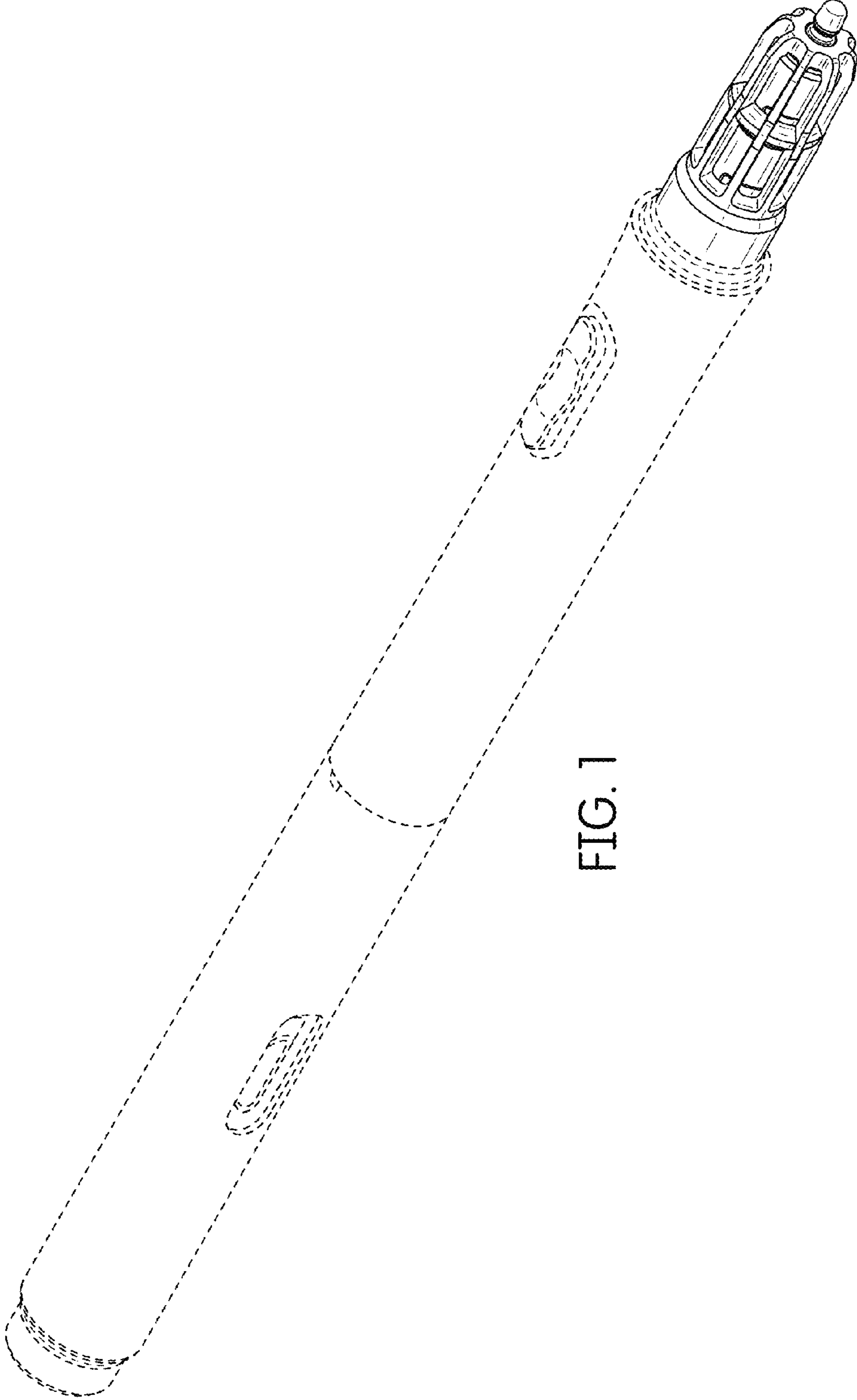


FIG. 1




FIG. 2




FIG. 3




FIG. 4




FIG. 5

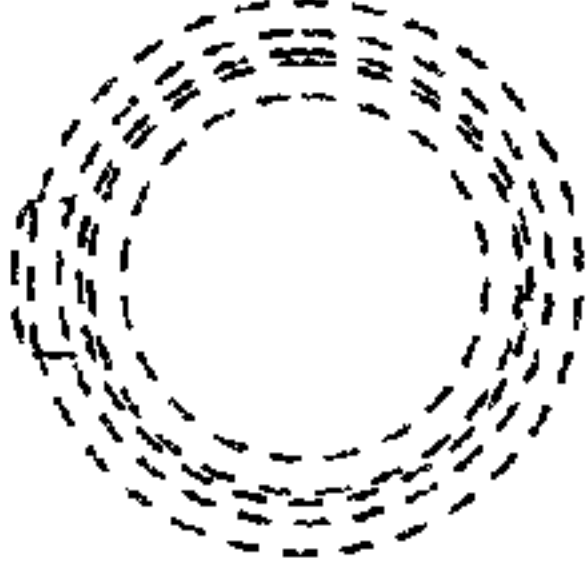


FIG. 7




FIG. 6