

US00D724064S

(12) **United States Design Patent**
Lee et al.

(10) **Patent No.:** **US D724,064 S**
(45) **Date of Patent:** **** Mar. 10, 2015**

(54) **CELLULAR PHONE**

(71) Applicant: **LG Electronics Inc.**, Seoul (KR)

(72) Inventors: **Sanghyuck Lee**, Gyeonggi-do (KR);
Hyunjin Yoon, Gyeonggi-do (KR);
Jeonghwa Yoo, Seoul (KR); **Hanna Lee**,
Seoul (KR); **Euiseok Lee**, Seoul (KR)

(73) Assignee: **LG Electronics Inc.**, Seoul (KR)

(**) Term: **14 Years**

(21) Appl. No.: **29/455,945**

(22) Filed: **May 28, 2013**

(30) **Foreign Application Priority Data**

Dec. 13, 2012 (KR) 30-2012-0060278

(51) **LOC (10) Cl.** **14-03**

(52) **U.S. Cl.**
USPC **D14/248**

(58) **Field of Classification Search**
USPC D14/250, 138 AA, 138 AB, 138 AD,
D14/138 G, 217, 238.1, 248, 251–253, 346,
D14/356, 440, 496, 203.5, 203.8; D13/103,
D13/107, 108; D3/201, 218, 247, 269, 273,
D3/301, 303; 455/575.1, 575.8; 206/305,
206/320, 251, 45.2

See application file for complete search history.

(56) **References Cited**

U.S. PATENT DOCUMENTS

D496,355 S * 9/2004 Harshbarger et al. D14/248
D606,064 S * 12/2009 Chen et al. D14/248

D624,896 S * 10/2010 Park et al. D14/138 G
D652,825 S * 1/2012 Bau D14/238.1
D685,359 S * 7/2013 Chen et al. D14/250
D685,360 S * 7/2013 Chen et al. D14/250
D694,731 S * 12/2013 Kim et al. D14/138 G
D702,205 S * 4/2014 Joung et al. D14/138 G
D706,237 S * 6/2014 Kim et al. D14/138 G
D706,252 S * 6/2014 Kim et al. D14/248
D706,736 S * 6/2014 Kim et al. D14/138 G
D706,737 S * 6/2014 Kim et al. D14/138 G
D706,738 S * 6/2014 Kim et al. D14/138 G

* cited by examiner

Primary Examiner — Barbara Fox

Assistant Examiner — Lilyana Bekic

(74) *Attorney, Agent, or Firm* — Morgan, Lewis & Bockius
LLP

(57) **CLAIM**

The ornamental design for a cellular phone, as shown and described.

DESCRIPTION

FIG. 1 is a front, right side, perspective view of a cellular phone showing our new design;
FIG. 2 is a front view thereof;
FIG. 3 is a rear view thereof;
FIG. 4 is a left side view thereof;
FIG. 5 is a right side view thereof;
FIG. 6 is a top view thereof;
FIG. 7 is a bottom view thereof; and,
FIG. 8 is a rear, left side, perspective view thereof.
The broken lines illustrate portions of the cellular phone which form no part of the claimed design.

1 Claim, 7 Drawing Sheets

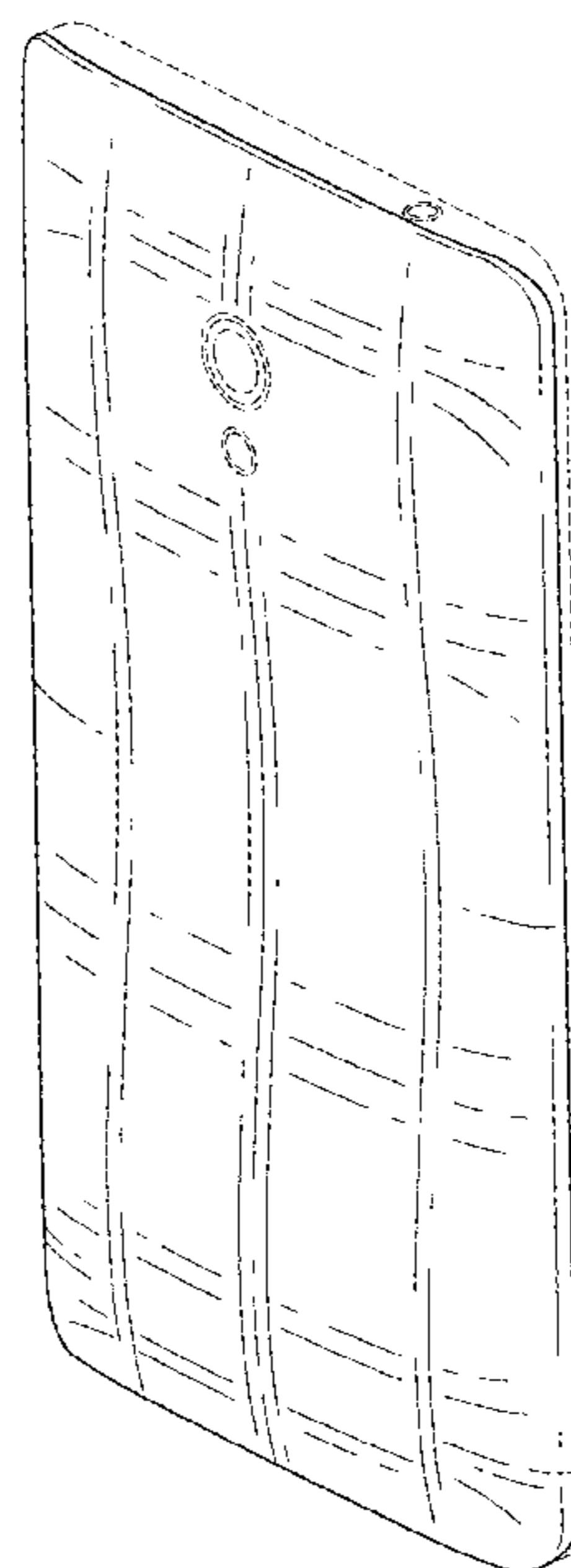
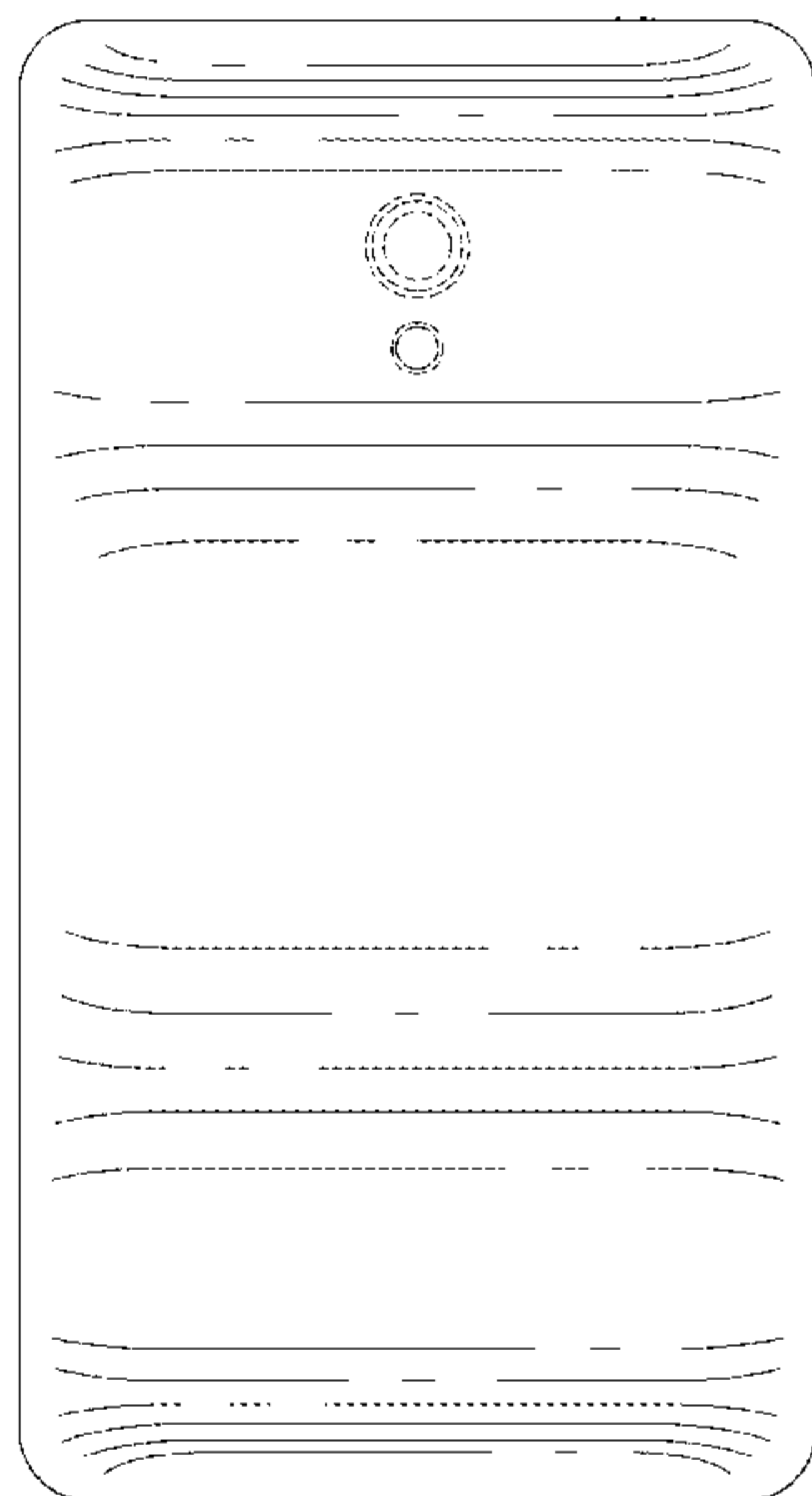


FIG. 1




FIG. 2




FIG. 3




FIG. 4




FIG. 5



FIG. 6

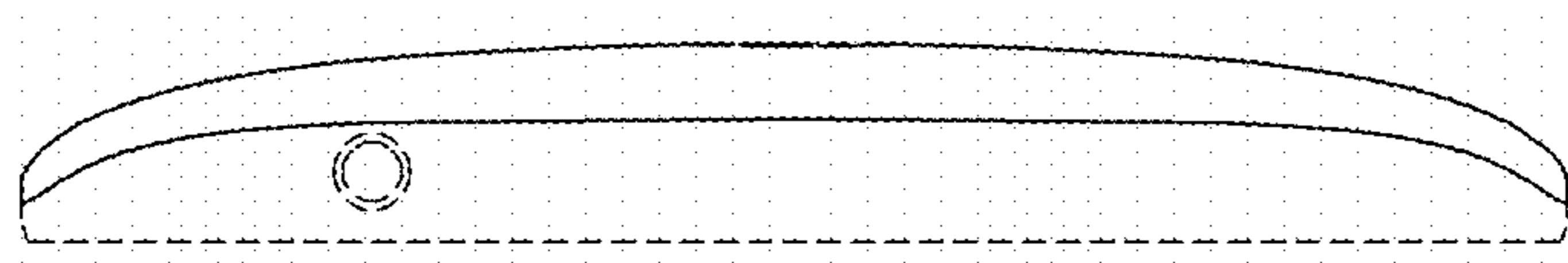


FIG. 7



FIG. 8

