



US00D724062S

(12) **United States Design Patent**
Feldstein et al.

(10) **Patent No.:** **US D724,062 S**
(45) **Date of Patent:** **** Mar. 10, 2015**

(54) **HAND-HELD REMOTE CONTROL**

(71) Applicant: **Crestron Electronics, Inc.**, Rockleigh,
NJ (US)

(72) Inventors: **Wendy Feldstein**, Old Tappan, NJ (US);
Howard Balch, Bloomington, NJ (US);
William Rehak, Oradell, NJ (US);
Dhirendra Patel, Edison, NJ (US);
Daniel Previti, Tarrytown, NY (US)

(73) Assignee: **Crestron Electronics Inc.**, Rockleigh,
NJ (US)

(**) Term: **14 Years**

(21) Appl. No.: **29/504,159**

(22) Filed: **Oct. 2, 2014**

(51) **LOC (10) Cl.** **14-03**

(52) **U.S. Cl.**
USPC **D14/218**

(58) **Field of Classification Search**
USPC D14/218, 455, 138 G; D13/168;
D21/566; D10/104, 106; 345/169;
348/14.05, 114, 211.99, 734;
340/825.24; 341/22; 455/92, 95, 128,
455/151.1–151.4, 352, 355, FOR. 121;
700/65

See application file for complete search history.

(56) **References Cited**

U.S. PATENT DOCUMENTS

D266,758 S	*	11/1982	Johannsen et al.	D13/168
D287,145 S	*	12/1986	Shilton et al.	D21/324
D489,361 S	*	5/2004	Mori et al.	D14/218
D548,197 S	*	8/2007	Yen et al.	D13/168

D552,600 S	*	10/2007	Oota	D14/218
D607,846 S	*	1/2010	Daniels	D13/168
D614,607 S	*	4/2010	Kamegi	D14/218
D626,531 S	*	11/2010	Farmer et al.	D14/218
D628,982 S	*	12/2010	Tellier	D14/218
D630,188 S	*	1/2011	Daniels	D14/218
D634,726 S	*	3/2011	Harden et al.	D14/147
D641,734 S	*	7/2011	Chou et al.	D14/218
D650,365 S	*	12/2011	McManigal et al.	D14/218
D652,820 S	*	1/2012	Peh	D14/218
D656,487 S	*	3/2012	Corsini et al.	D14/218
D663,721 S	*	7/2012	McManigal et al.	D14/218
D665,382 S	*	8/2012	Kim et al.	D14/218
D673,934 S	*	1/2013	Shin et al.	D14/218
D679,266 S	*	4/2013	Shin et al.	D14/218
D679,681 S	*	4/2013	Ann	D14/218
D689,468 S	*	9/2013	Lim et al.	D14/218
D697,055 S	*	1/2014	McManigal	D14/218
D700,169 S	*	2/2014	Peh	D14/218

* cited by examiner

Primary Examiner — John Windmuller

(74) *Attorney, Agent, or Firm* — Crestron Electronics Inc.

(57) **CLAIM**

The ornamental design for a hand-held remote control, as shown and described.

DESCRIPTION

FIG. 1 shows a front perspective view of hand-held remote control.

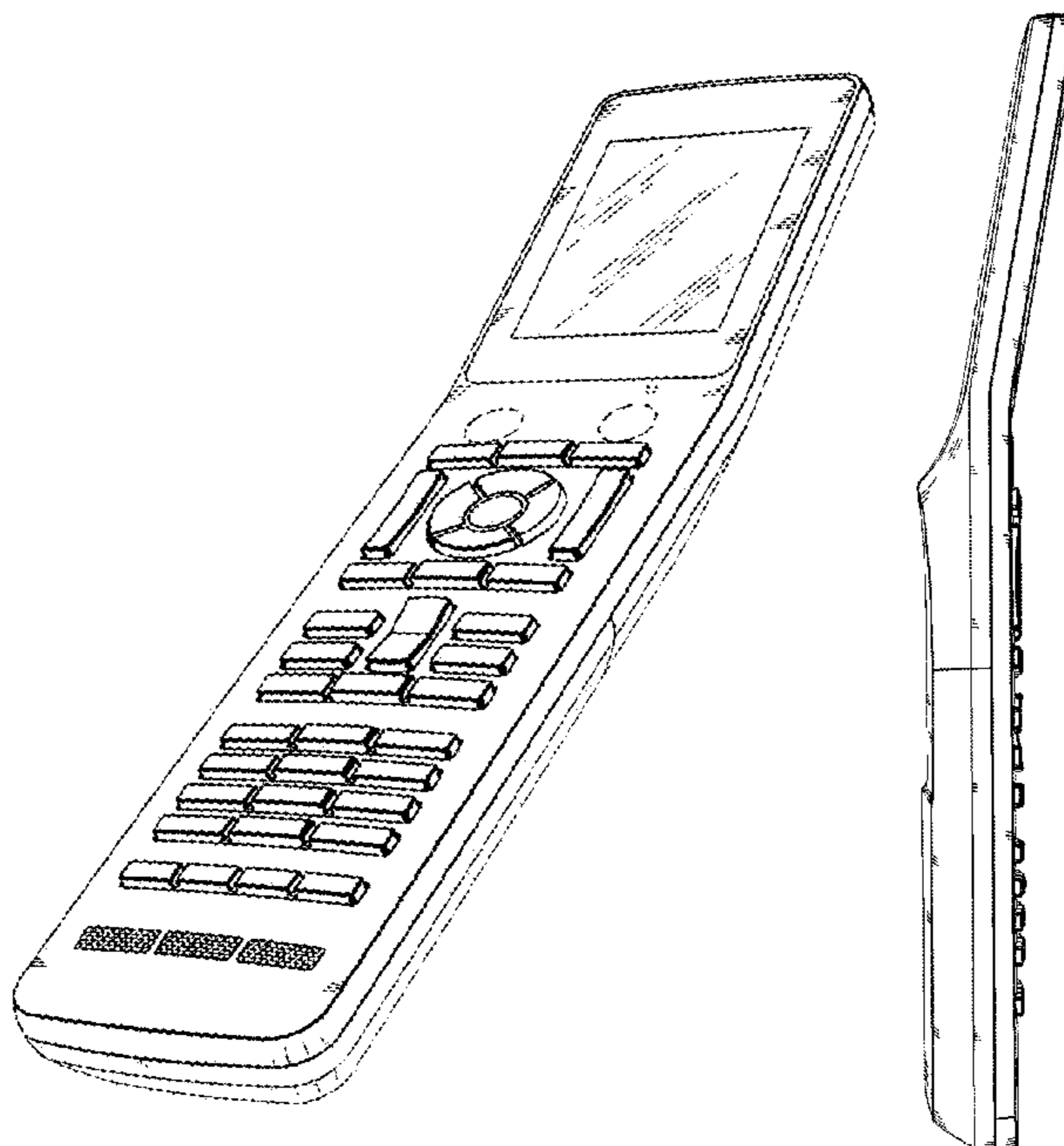
FIG. 2 shows a top plan view of a hand-held remote control.

FIG. 3 shows a right elevation view of a hand-held remote control; and,

FIG. 4 shows a bottom plan view of a hand-held remote control.

The broken lines in the figures depict a portion of the remote control that forms no part of the claimed design.

1 Claim, 4 Drawing Sheets



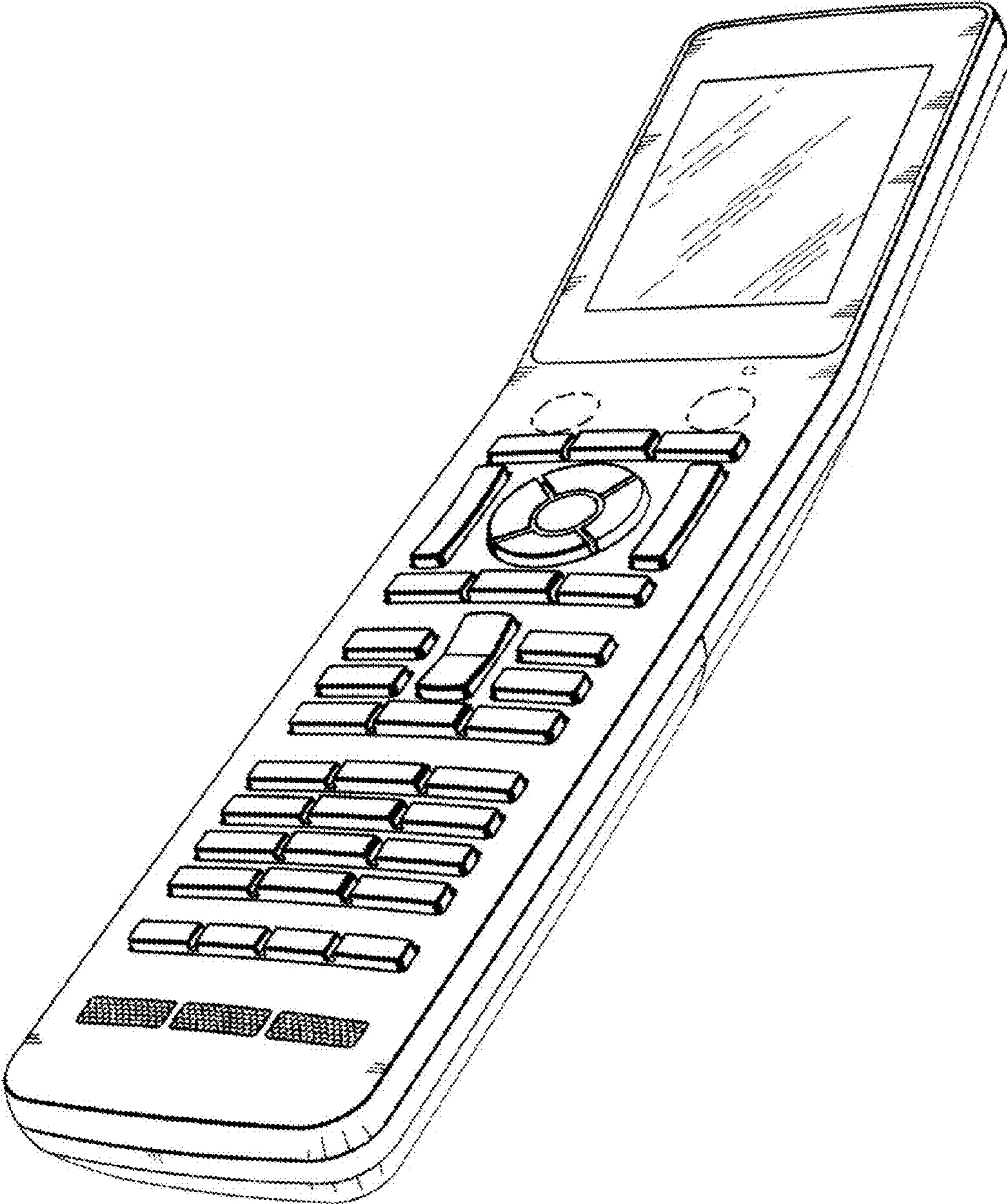


FIG. 1

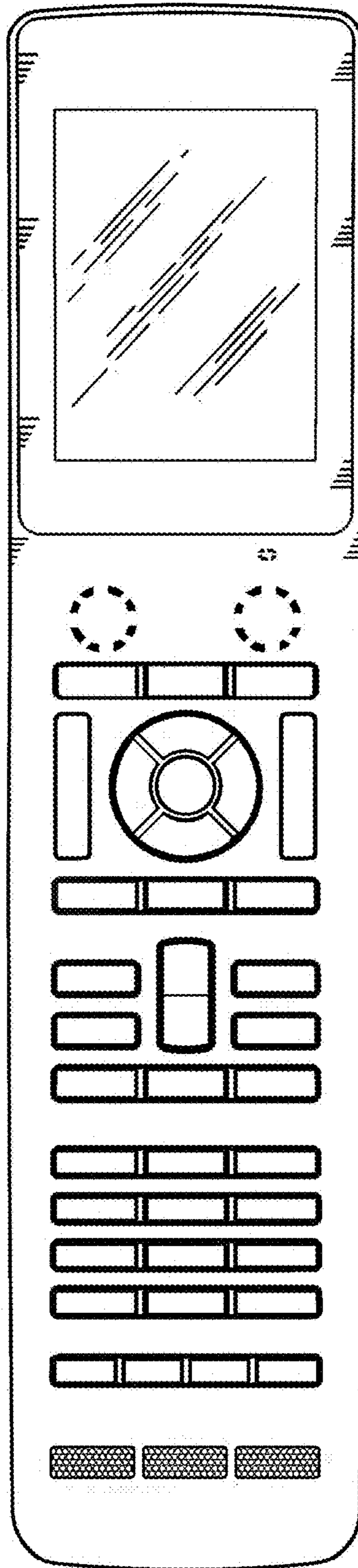


FIG. 2

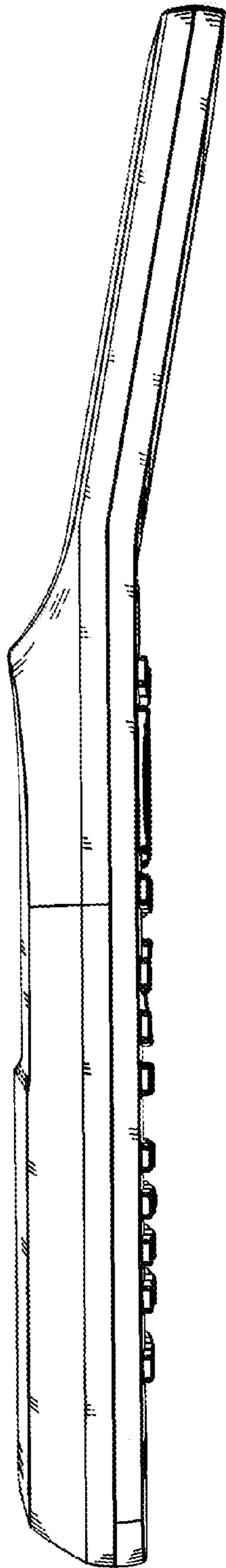


FIG. 3

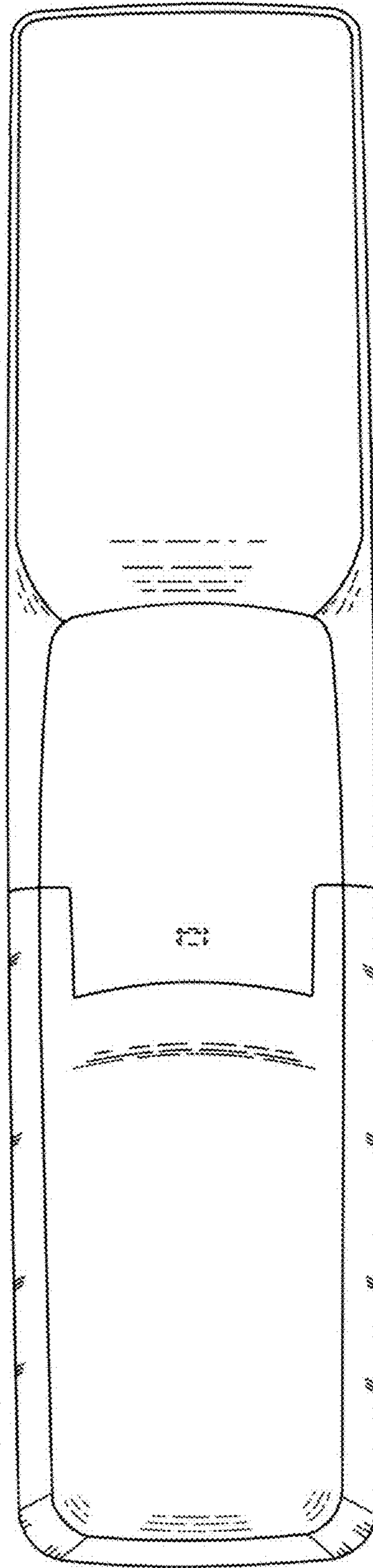


FIG. 4