



US00D724055S

(12) **United States Design Patent**
Tice

(10) **Patent No.:** **US D724,055 S**
(45) **Date of Patent:** **** Mar. 10, 2015**

(54) **SPEAKER CONE WITH CANNABIS SURFACE PATTERN**

(71) Applicant: **Jason E. Tice**, West Salem, OH (US)

(72) Inventor: **Jason E. Tice**, West Salem, OH (US)

(**) Term: **14 Years**

(21) Appl. No.: **29/438,042**

(22) Filed: **Nov. 26, 2012**

(51) **LOC (10) Cl.** **14-03**

(52) **U.S. Cl.**
USPC **D14/216; D5/32; D5/62**

(58) **Field of Classification Search**
USPC D14/167, 168, 170–172, 188, 192,
D14/194–196, 204, 207, 209.1, 210–216,
D14/219, 221, 222, 224, 496; 181/143, 144,
181/147, 148, 150, 153, 157, 198, 199;
381/300–303, 306, 332, 333, 336, 345,
381/361–364, 386, 388; 369/6–12; D5/4–8,
D5/16, 20, 24, 25, 32, 36, 37, 43, 44, 57,
D5/62, 66

See application file for complete search history.

(56) **References Cited**

U.S. PATENT DOCUMENTS

D192,779 S * 5/1962 Endrizzi D5/32
D299,188 S * 1/1989 Norton D5/62

D309,380 S * 7/1990 Barger et al. D5/62
D332,431 S * 1/1993 Weder D11/149
D341,028 S * 11/1993 Huang D5/37
D484,707 S * 1/2004 Kraker D5/43
6,797,357 B2 * 9/2004 Fereshtekhou et al. 428/141
D505,552 S * 5/2005 Pommier D5/62
D511,155 S * 11/2005 Pires D14/221
D591,728 S * 5/2009 Pantaleone D14/216
D591,730 S * 5/2009 Pantaleone D14/216
D608,348 S * 1/2010 Gahm D14/216
D617,315 S * 6/2010 Pantaleone D14/216
D680,100 S * 4/2013 Matsumura D14/216
D695,024 S * 12/2013 Stanley D5/62
D700,440 S * 3/2014 Johnston D5/62

* cited by examiner

Primary Examiner — Keli L Hill

(74) *Attorney, Agent, or Firm* — Mikowski & Leonard, LLC; Justin C. Mikowski

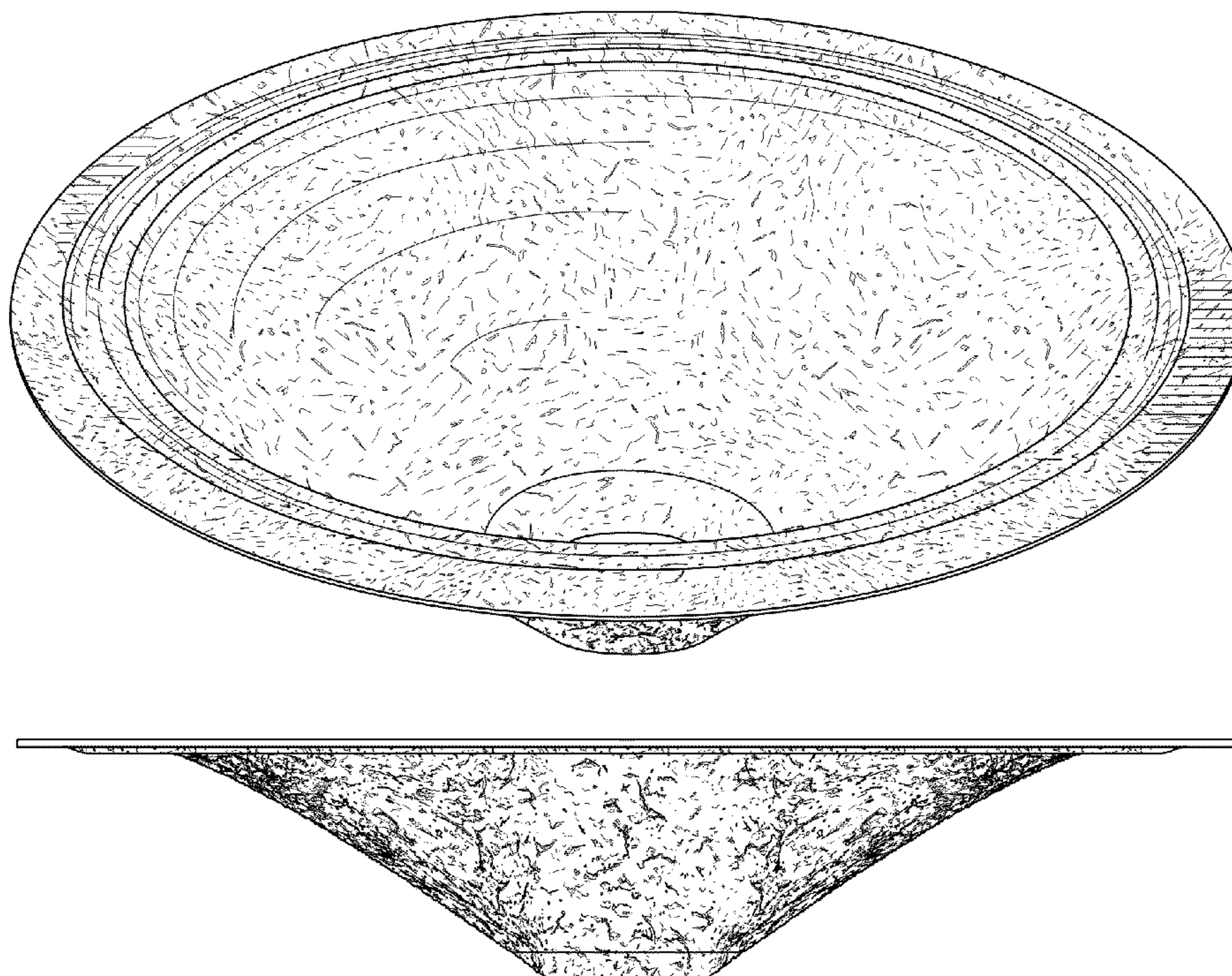
(57) **CLAIM**

The ornamental design for a speaker cone with cannabis surface pattern, as shown and described.

DESCRIPTION

FIG. 1 is a perspective view of a speaker cone with cannabis surface pattern, embodying my new design;
FIG. 2 is a top plan view thereof;
FIG. 3 is a bottom plan view thereof;
FIG. 4 is side elevation view thereof;
FIG. 5 is an enlarged bottom plan view thereof; and,
FIG. 6 is an enlarged top plan view thereof.

1 Claim, 6 Drawing Sheets



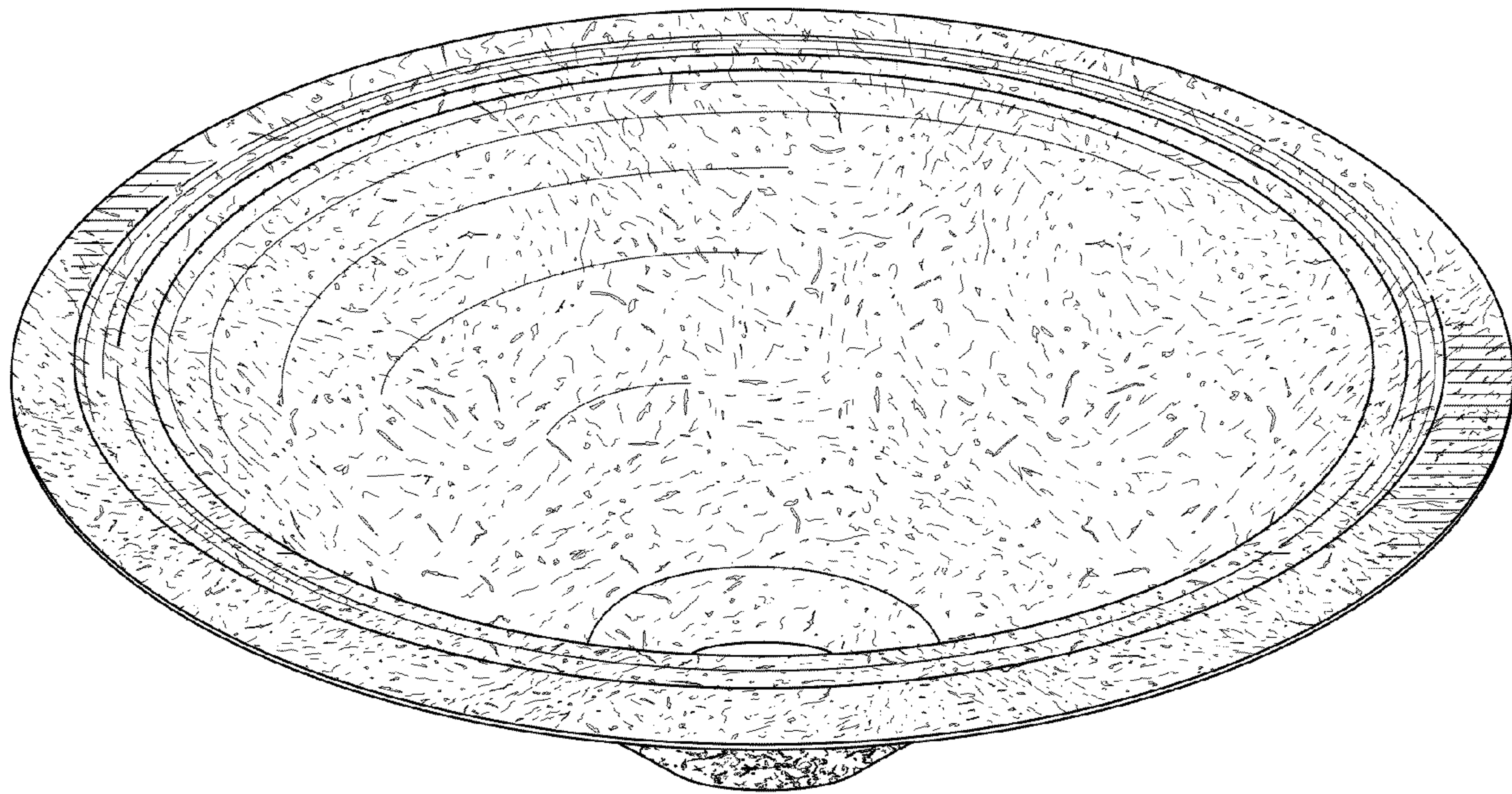


FIG. 1

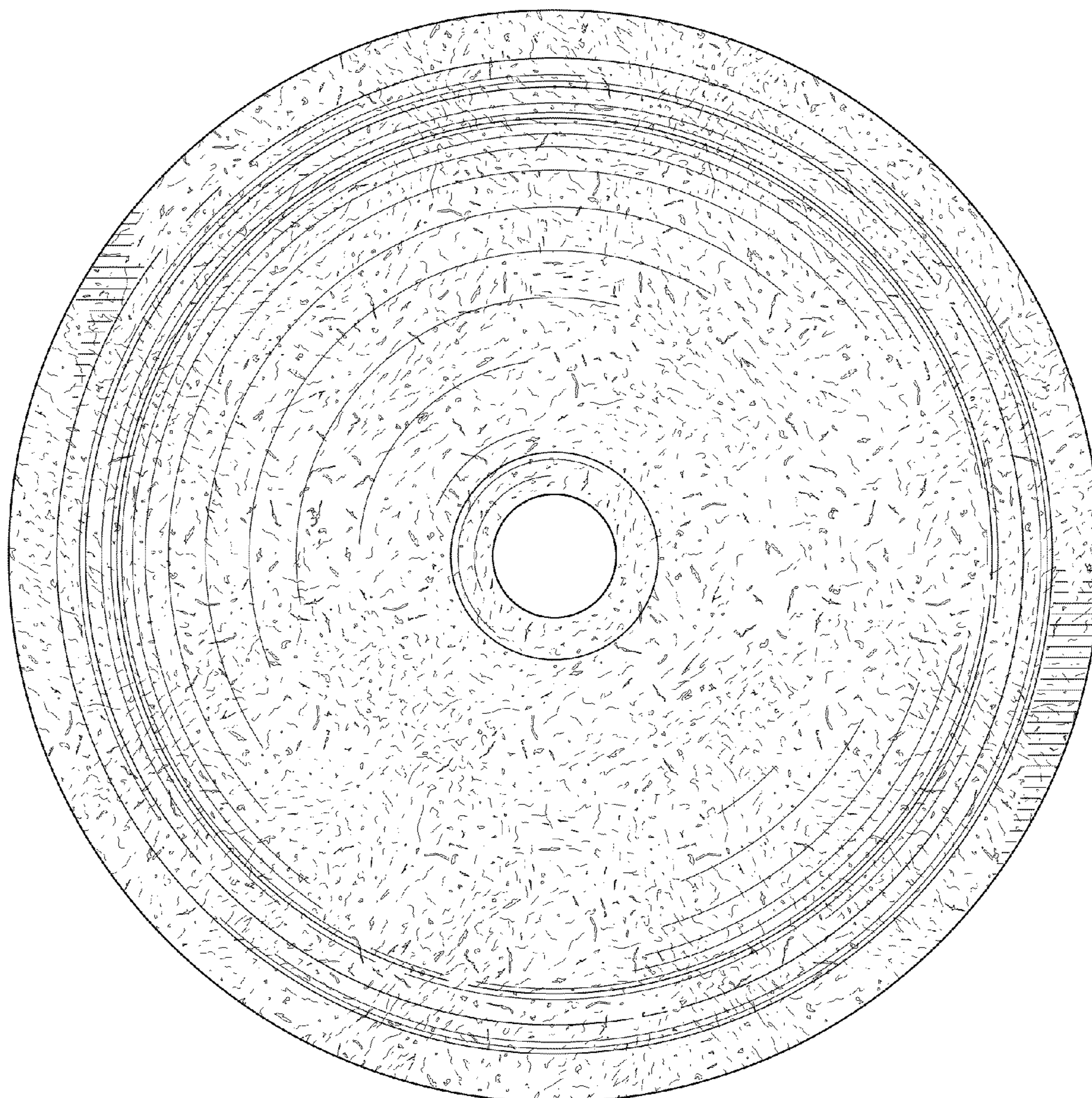


FIG. 2

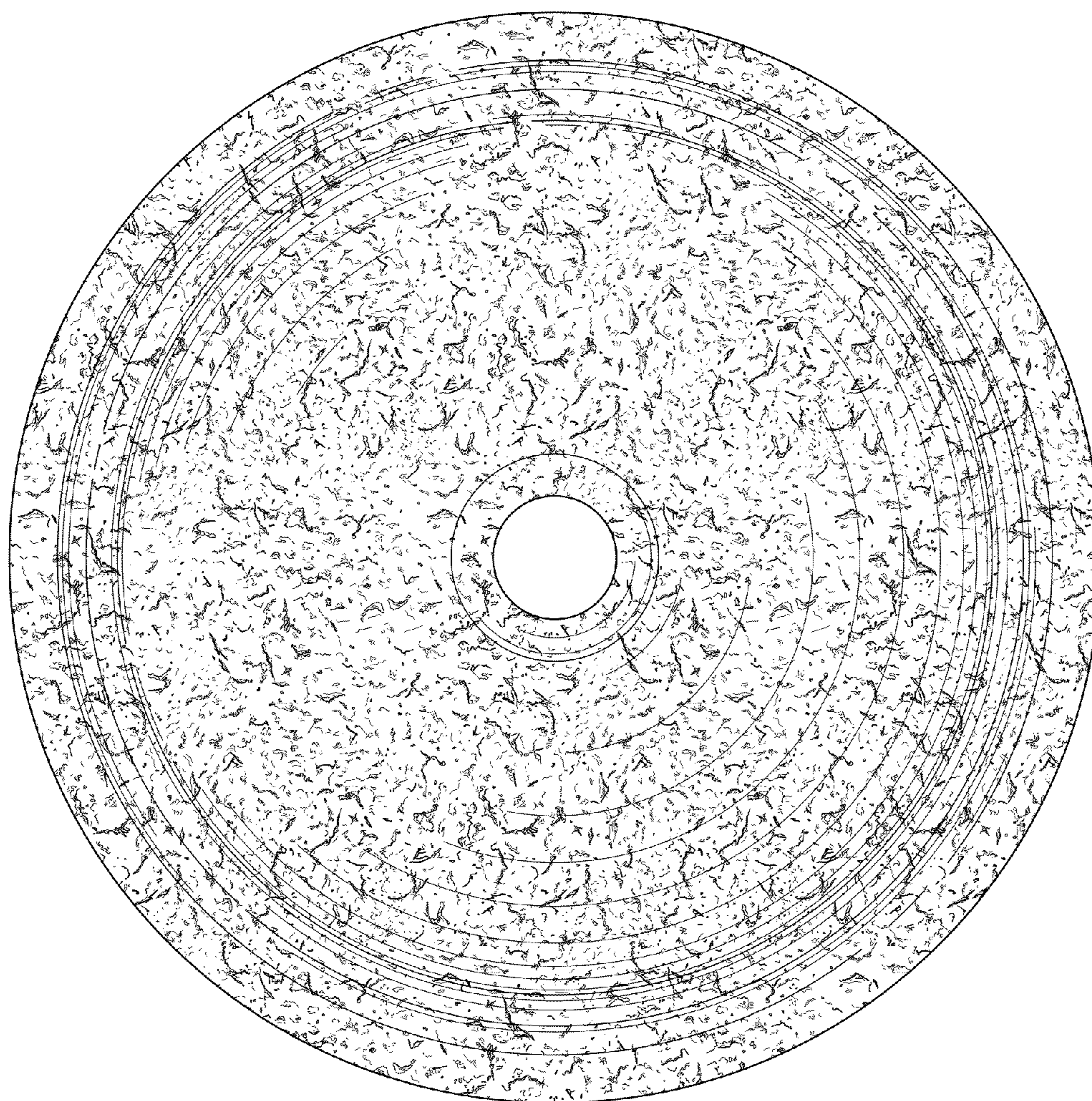


FIG. 3




FIG. 4

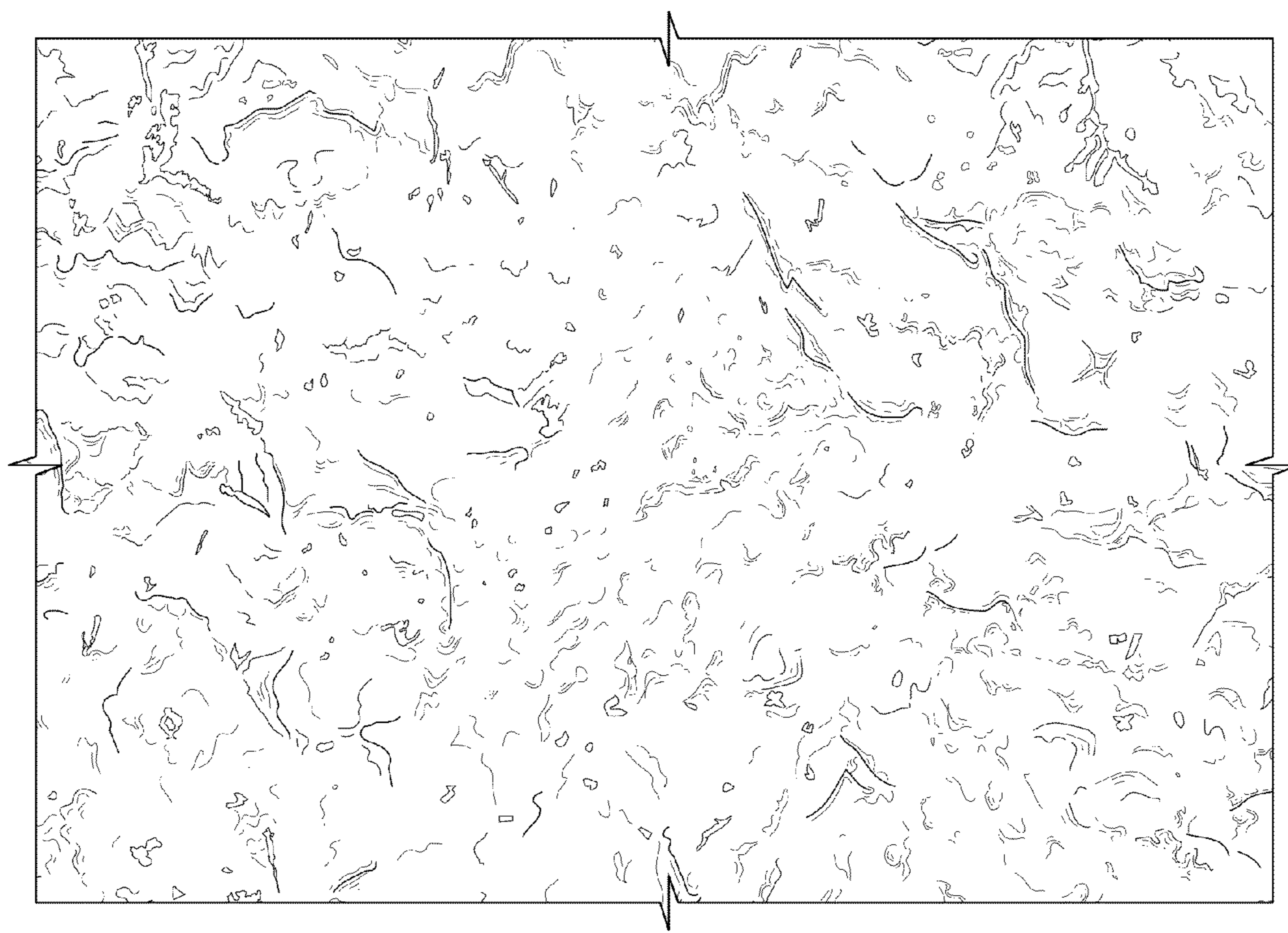


FIG. 5

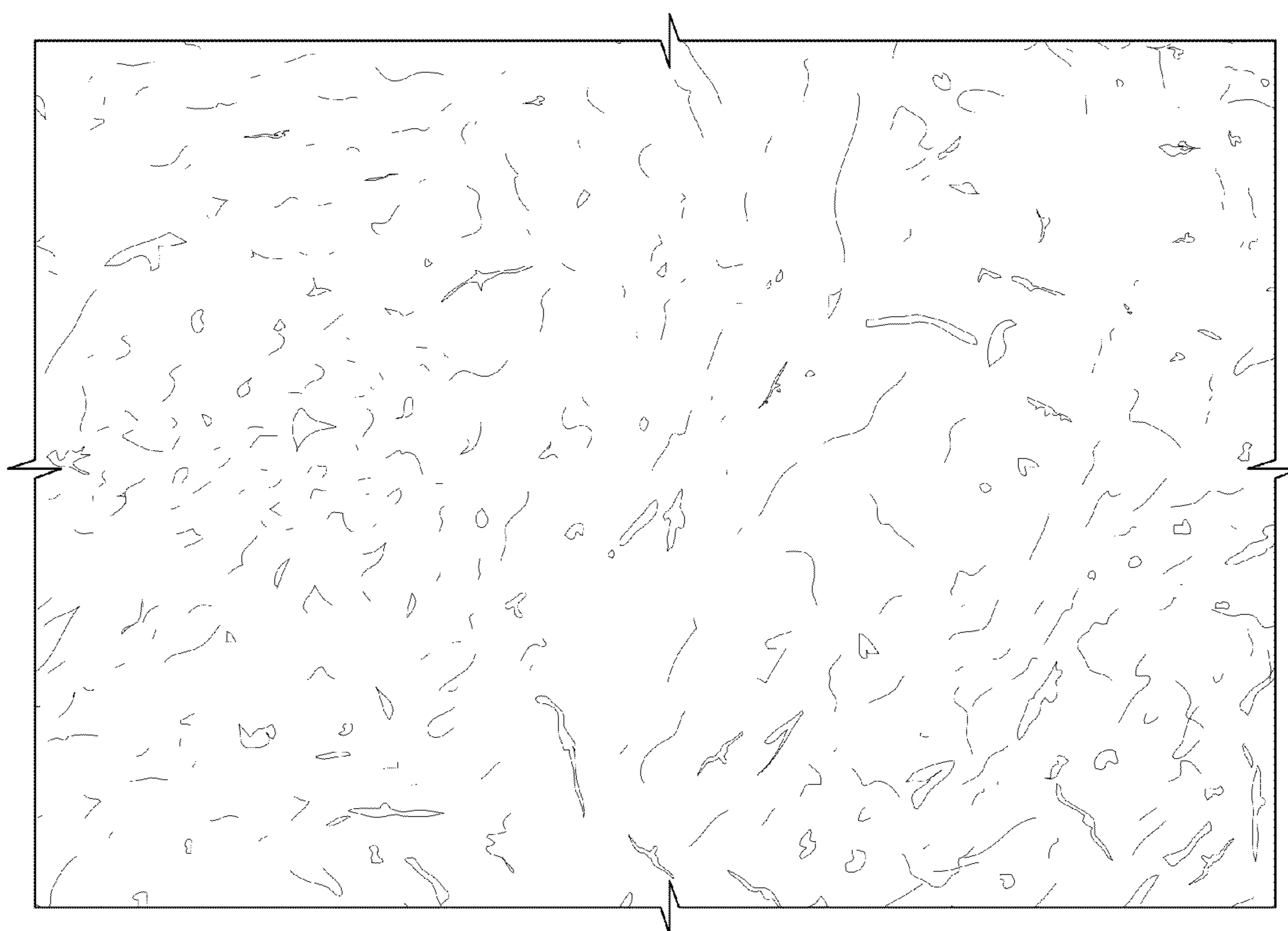


FIG. 6