

US00D724054S

(12) **United States Design Patent**  
**Oliveras**

(10) **Patent No.:** **US D724,054 S**  
(45) **Date of Patent:** **\*\* Mar. 10, 2015**

(54) **ELECTRONIC ACOUSTIC DEVICE**

(76) Inventor: **Rene-Martin Oliveras**, Florham Park,  
NJ (US)

(\*\*) Term: **14 Years**

(21) Appl. No.: **29/411,236**

(22) Filed: **Jan. 18, 2012**

(51) **LOC (10) Cl.** ..... **14-01**

(52) **U.S. Cl.**  
USPC ..... **D14/209.1; D14/215; D14/217**

(58) **Field of Classification Search**  
USPC ..... D6/685, 686, 688.21, 688.26, 691,  
D6/708.16; D7/367, 698; D9/432; D10/92;  
D13/133, 137.1-137.4, 139.1-139.8;  
D14/138 G, 159, 172, 188, 194, 204,  
D14/209, 209.1, 210-215, 217, 354, 371,  
D14/374, 375, 446, 496, 499, 502; D26/26,  
D26/72, 113-120; D30/106; 177/25.13,  
177/25.16, 126, 127; 181/143, 144, 147,  
181/148, 150-153, 157, 198, 199;  
381/300-303, 306, 332, 333, 336, 345,  
381/361-364, 386-388

See application file for complete search history.

(56) **References Cited**

**U.S. PATENT DOCUMENTS**

D173,475 S \* 11/1954 Cooper ..... D7/698  
D247,404 S \* 3/1978 Harris ..... D6/483

D257,525 S \* 11/1980 Stahel, II ..... D7/552.2  
D461,336 S \* 8/2002 Slear et al. .... D6/480  
D573,979 S \* 7/2008 Barnett et al. .... D14/214  
D593,791 S \* 6/2009 Joensson ..... D7/367  
D699,569 S \* 2/2014 Doyle ..... D9/432  
2007/0245573 A1 \* 10/2007 Willen et al. .... 30/302  
2011/0150247 A1 \* 6/2011 Oliveras ..... 381/304  
2013/0230174 A1 \* 9/2013 Oliveras ..... 381/17

\* cited by examiner

*Primary Examiner* — Stella Reid

*Assistant Examiner* — Janice Lim

(57) **CLAIM**

The ornamental design for an electronic acoustic device, as shown.

**DESCRIPTION**

FIG. 1 is a front view of an electronic acoustic device, showing my new design.

FIG. 2 is a rear view of the electronic acoustic device.

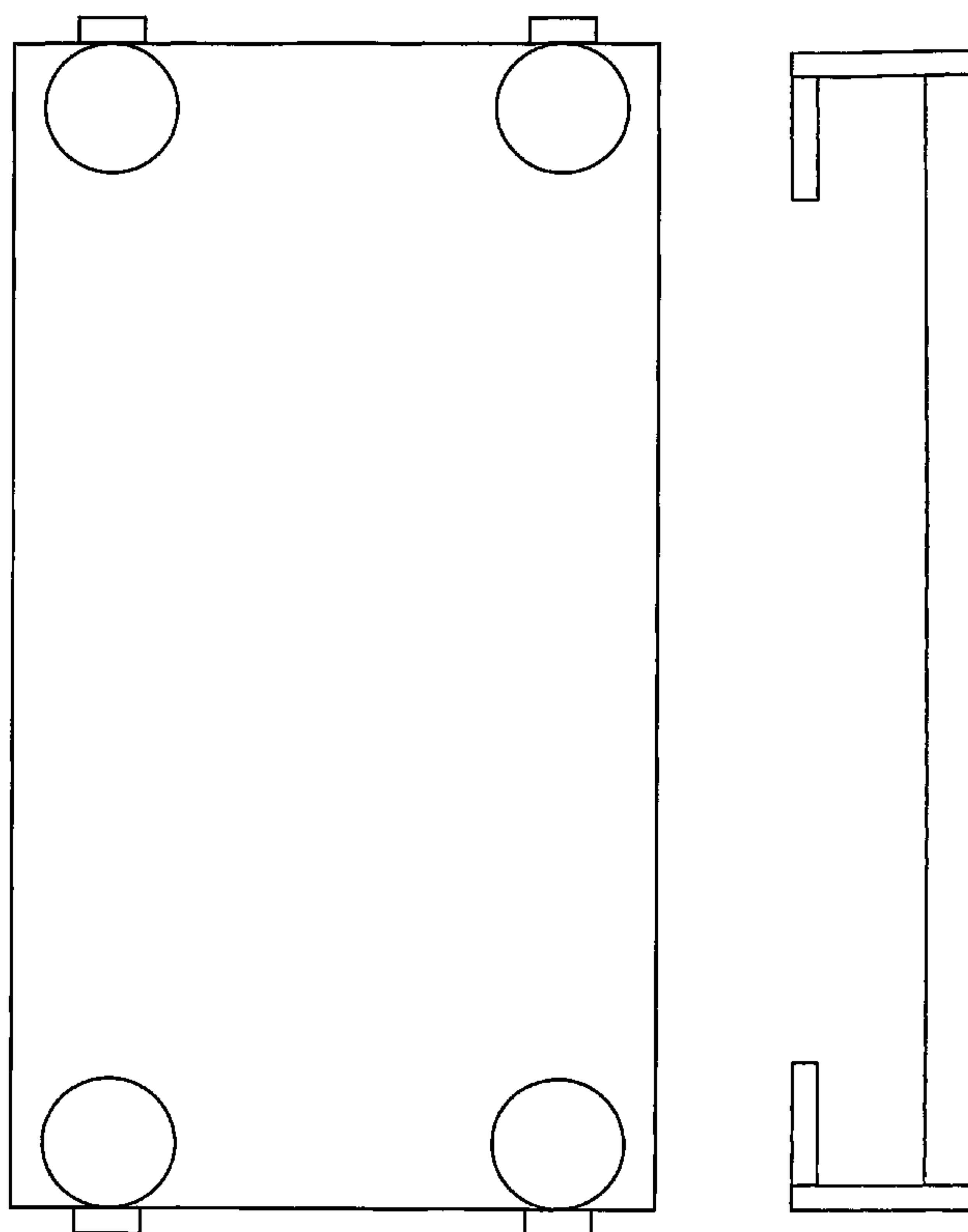
FIG. 3 is a right side view of the electronic acoustic device.

FIG. 4 is a left side view of the electronic acoustic device.

FIG. 5 is a top view of the electronic acoustic device; and,

FIG. 6 is a bottom view of the electronic acoustic device.

**1 Claim, 5 Drawing Sheets**






FIG. 1




FIG. 2

FIG. 3




FIG. 4




FIG. 5




FIG. 6

