



US00D724041S

(12) **United States Design Patent**
Li et al.

(10) **Patent No.:** **US D724,041 S**
(45) **Date of Patent:** **** Mar. 10, 2015**

(54) **TV SET**

D10/15, 26; 446/484, 175, 356;
D6/477, 479, 300; D24/185; D34/14

(71) Applicants: **BOE Technology Group Co., Ltd.**,
Beijing (CN); **Beijing BOE Multimedia**
Technology Co., Ltd., Beijing (CN)

See application file for complete search history.

(72) Inventors: **Xuezheng Li**, Beijing (CN); **Hu Zhu**,
Beijing (CN); **Yuanfeng Zhang**, Beijing
(CN); **Ying Wang**, Beijing (CN)

(56) **References Cited**

U.S. PATENT DOCUMENTS

(73) Assignees: **BOE Technology Group Co., Ltd.**,
Beijing (CN); **Beijing BOE Multimedia**
Technology Co., Ltd., Beijing (CN)

D494,165 S *	8/2004	Yokota	D14/341
D535,953 S *	1/2007	Fujii	D14/126
D547,740 S *	7/2007	Otani	D14/126
D617,290 S *	6/2010	Lewis	D14/126
D651,185 S *	12/2011	Andresen	D14/129
D652,397 S *	1/2012	Lewis	D14/126
D655,684 S *	3/2012	Kim et al.	D14/126
D661,123 S *	6/2012	Curbbun et al.	D6/396
D699,205 S *	2/2014	Kim et al.	D14/126

(**) Term: **14 Years**

* cited by examiner

(21) Appl. No.: **29/506,620**

Primary Examiner — Raphael Barkai

(22) Filed: **Oct. 17, 2014**

(74) *Attorney, Agent, or Firm* — Nath, Goldberg & Meyer;
Joshua B. Goldberg; Jerald L. Meyer

(30) **Foreign Application Priority Data**

Apr. 30, 2014 (CN) 2014 3 0114148

(51) **LOC (10) CL.** **14-03**

(57) **CLAIM**

The ornamental design for a TV set, as shown.

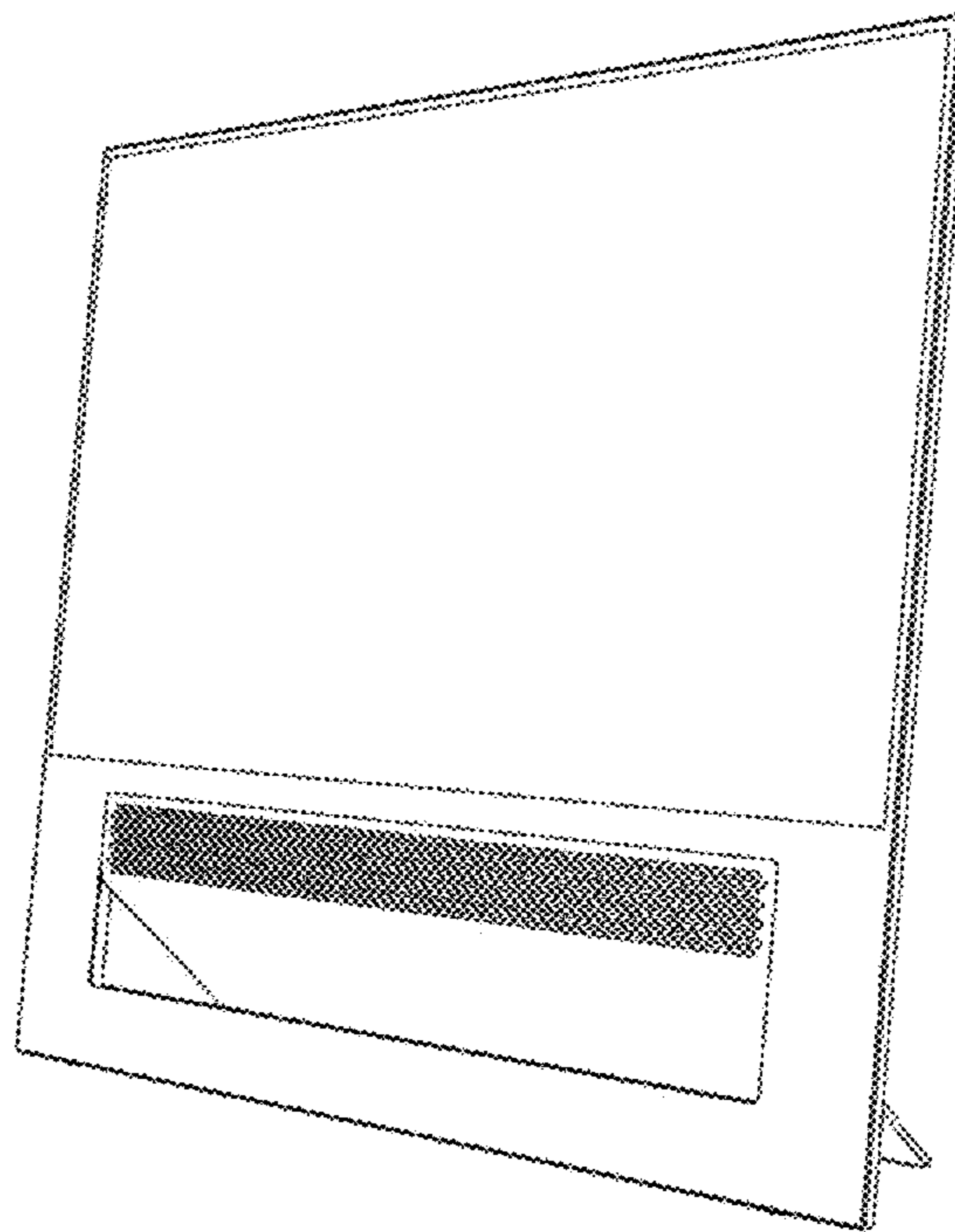
(52) **U.S. CL.**
USPC **D14/126**

DESCRIPTION

(58) **Field of Classification Search**
CPC ... G06F 1/1601; G06F 1/1643; H05K 5/0004;
H05K 5/0017; H05K 5/02; H05K 5/0217
USPC D14/125–134, 239, 371, 136, 374–377,
D14/440, 450, 448, 336, 342, 159; 312/7.2;
348/836, 838, 180, 184, 325, 739;
248/917–924, 465; 345/104, 133, 156,
345/168, 87, 173; D21/329, 515, 577, 622,
D21/333, 433, 448, 452, 450, 331, 505;

FIG. 1 is a front view of a TV set showing my new design;
FIG. 2 is a rear view thereof;
FIG. 3 is a left view thereof;
FIG. 4 is a right view thereof;
FIG. 5 is a top view thereof;
FIG. 6 is a bottom view thereof; and,
FIG. 7 is a perspective view thereof.

1 Claim, 5 Drawing Sheets






Fig.1




Fig.2

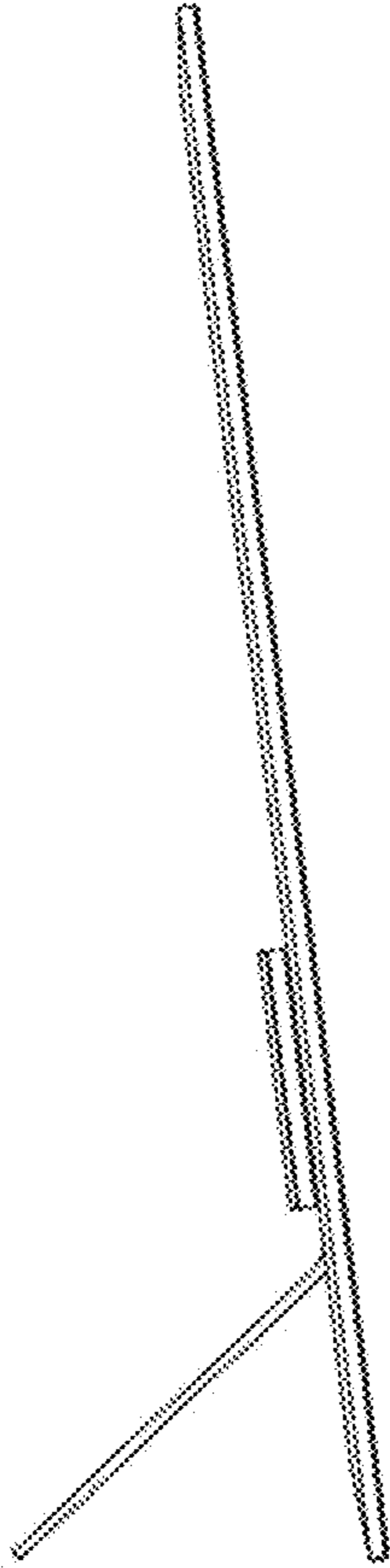


Fig.3

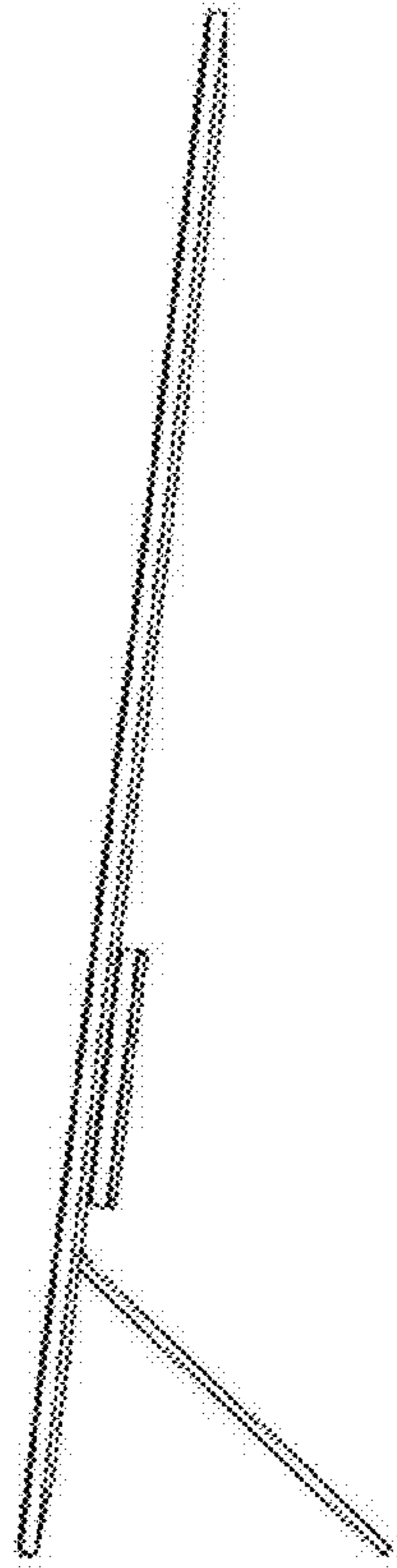


Fig.4




Fig.5




Fig.6




Fig.7