



US00D724038S

(12) **United States Design Patent**
Schenk

(10) **Patent No.:** **US D724,038 S**
(45) **Date of Patent:** **** Mar. 10, 2015**

(54) **REMOTE CONTROL**

(71) Applicant: **Treemote**, Victoria (CA)

(72) Inventor: **Samuel Martin Schenk**, Victoria (CA)

(73) Assignee: **Treemote**, Victoria (CA)

(**) Term: **14 Years**

(21) Appl. No.: **29/465,228**

(22) Filed: **Aug. 26, 2013**

(30) **Foreign Application Priority Data**

Jul. 17, 2013 (CA) 152040

(51) **LOC (10) Cl.** **14-03**

(52) **U.S. Cl.**
USPC **D13/168**

(58) **Field of Classification Search**
USPC D13/168; D11/118, 121, 125; D14/189,
D14/218; 340/4.3, 4.42, 12.22, 12.23,
340/12.24, 12.29, 12.3, 12.55, 13.2, 13.21,
340/13.24; 341/176; 345/169; 700/17, 65,
700/83, 278
See application file for complete search history.

(56) **References Cited**

U.S. PATENT DOCUMENTS

D245,322 S * 8/1977 White D10/106.4
D317,140 S * 5/1991 Black D11/118
D323,195 S * 1/1992 Gehlbach D11/118

D334,579 S * 4/1993 McGonagle D15/147
D431,774 S * 10/2000 Davis D9/659
D438,815 S * 3/2001 Shin D11/118
D458,407 S * 6/2002 Yu D26/127
D496,005 S * 9/2004 Wang D13/168
D583,776 S * 12/2008 Lacour et al. D13/168
D614,145 S * 4/2010 Arosio D13/168
D697,036 S * 1/2014 Kay et al. D13/168
D701,841 S * 4/2014 Huang D13/168

* cited by examiner

Primary Examiner — Selina Sikder

(74) *Attorney, Agent, or Firm* — Gardner, Linn, Burkhardt & Flory, LLP

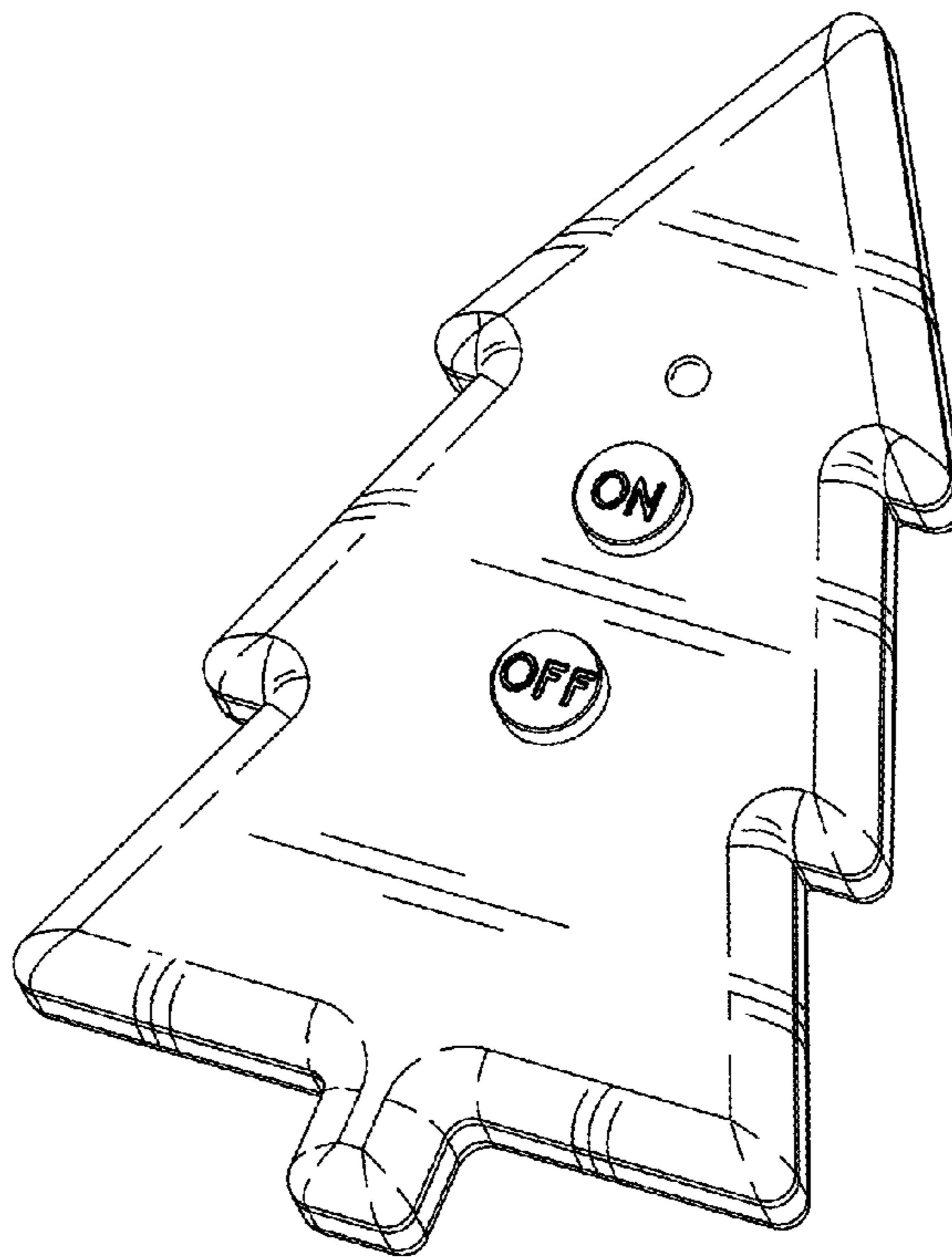
(57) **CLAIM**

The ornamental design for the remote control, as shown and described.

DESCRIPTION

FIG. 1 is a front perspective view of the remote control, with an on and off button, as well as a light above the on button; FIG. 2 is a top view of the remote control; FIG. 3 is a front view of the remote control, with an on and off button, as well as a light above the on button; FIG. 4 is a bottom view of the remote control; FIG. 5 is a left side view of the remote control; FIG. 6 is a right side view of the remote control; and, FIG. 7 is a rear view of the remote control.

1 Claim, 3 Drawing Sheets






FIG. 1

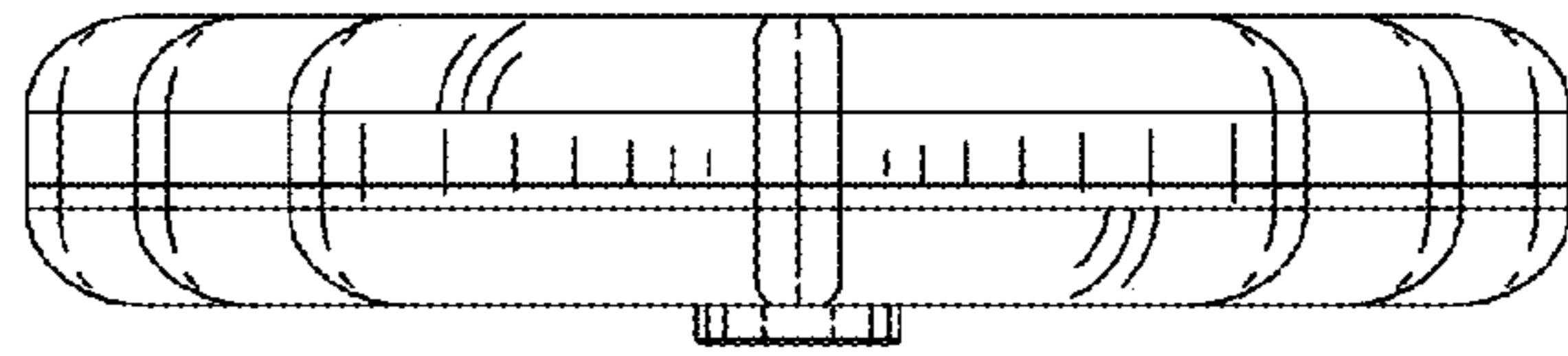


FIG. 2

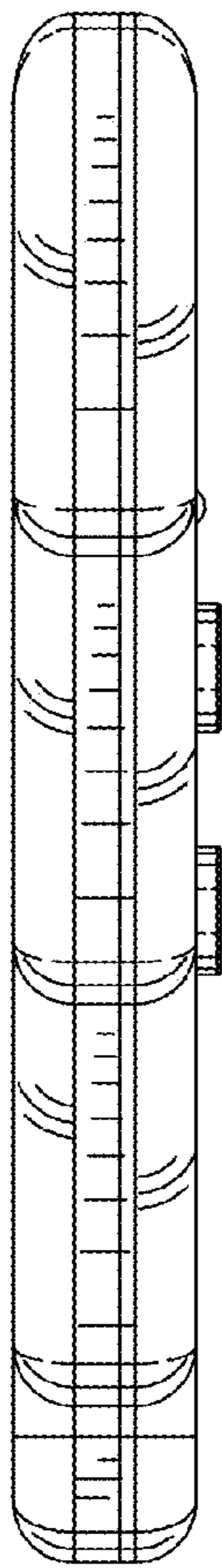


FIG. 5

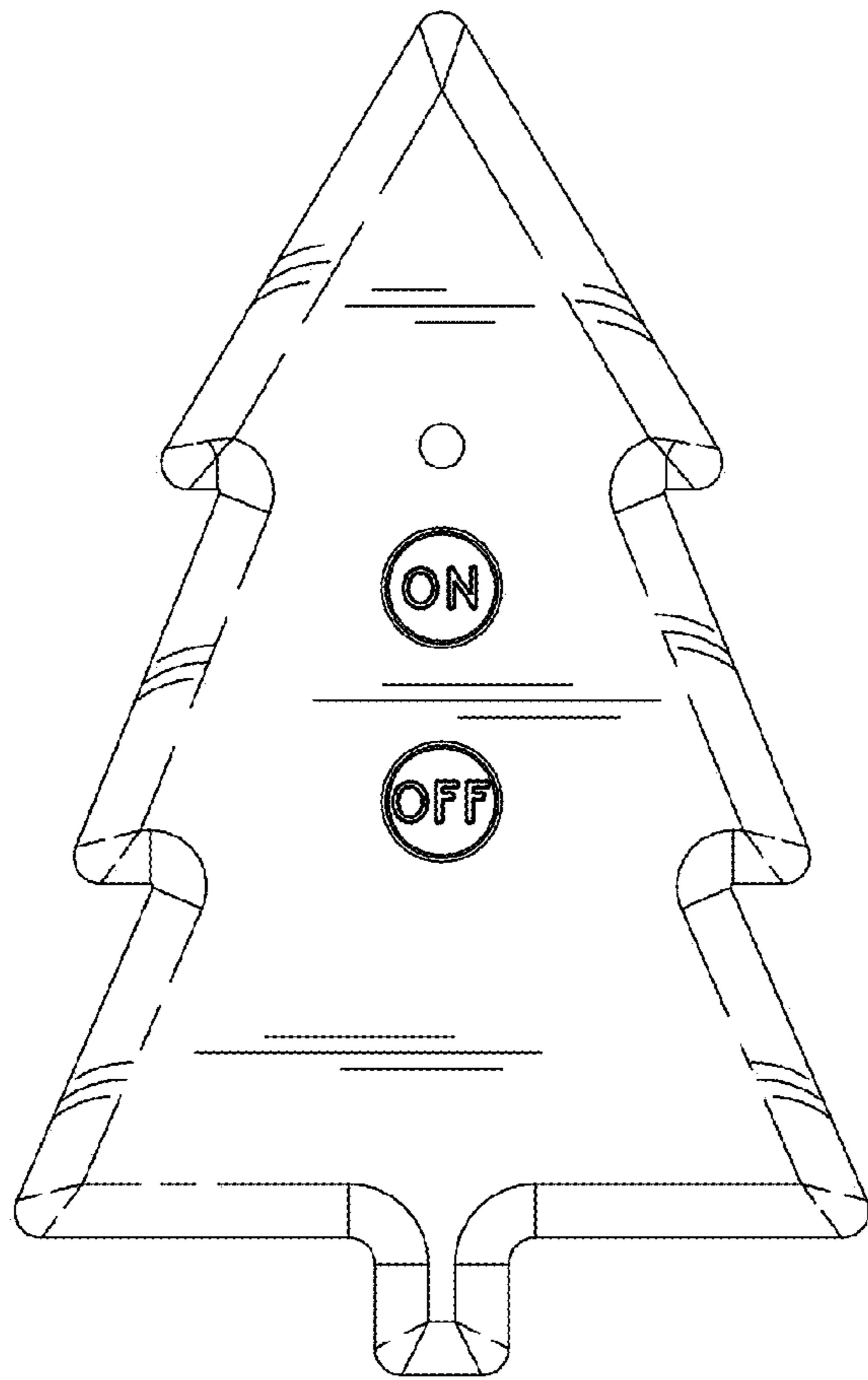


FIG. 3

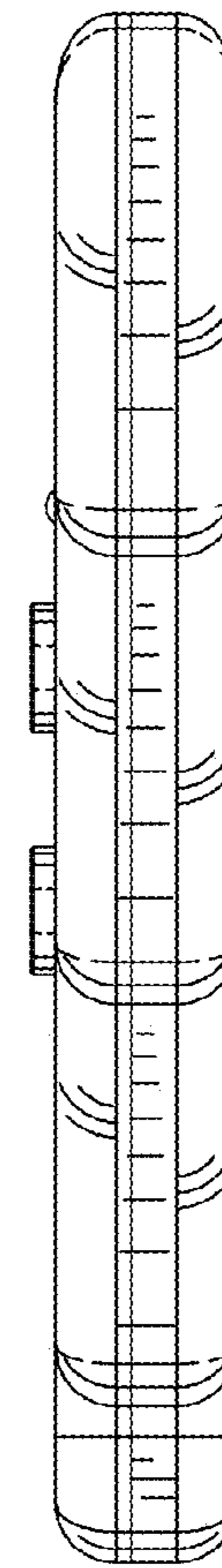


FIG. 6

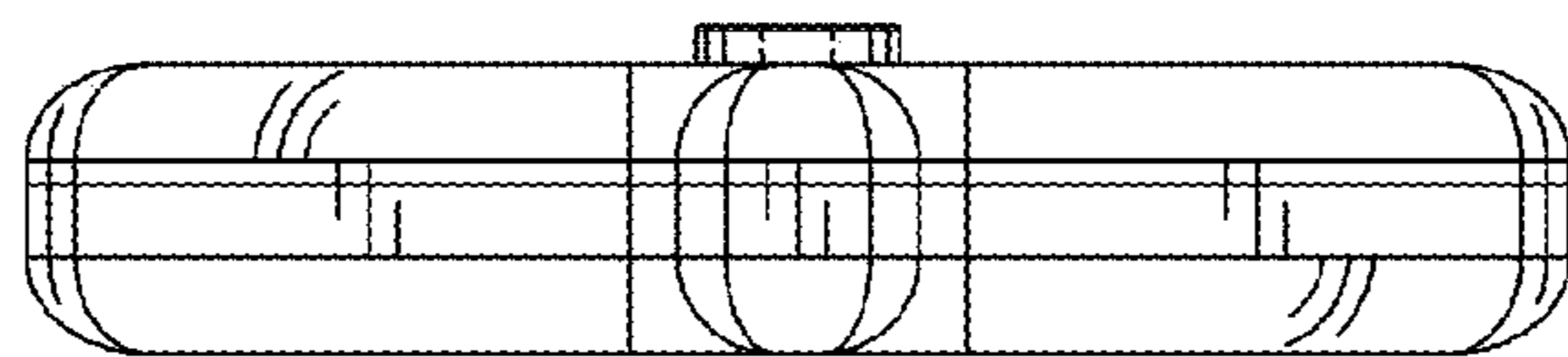


FIG. 4

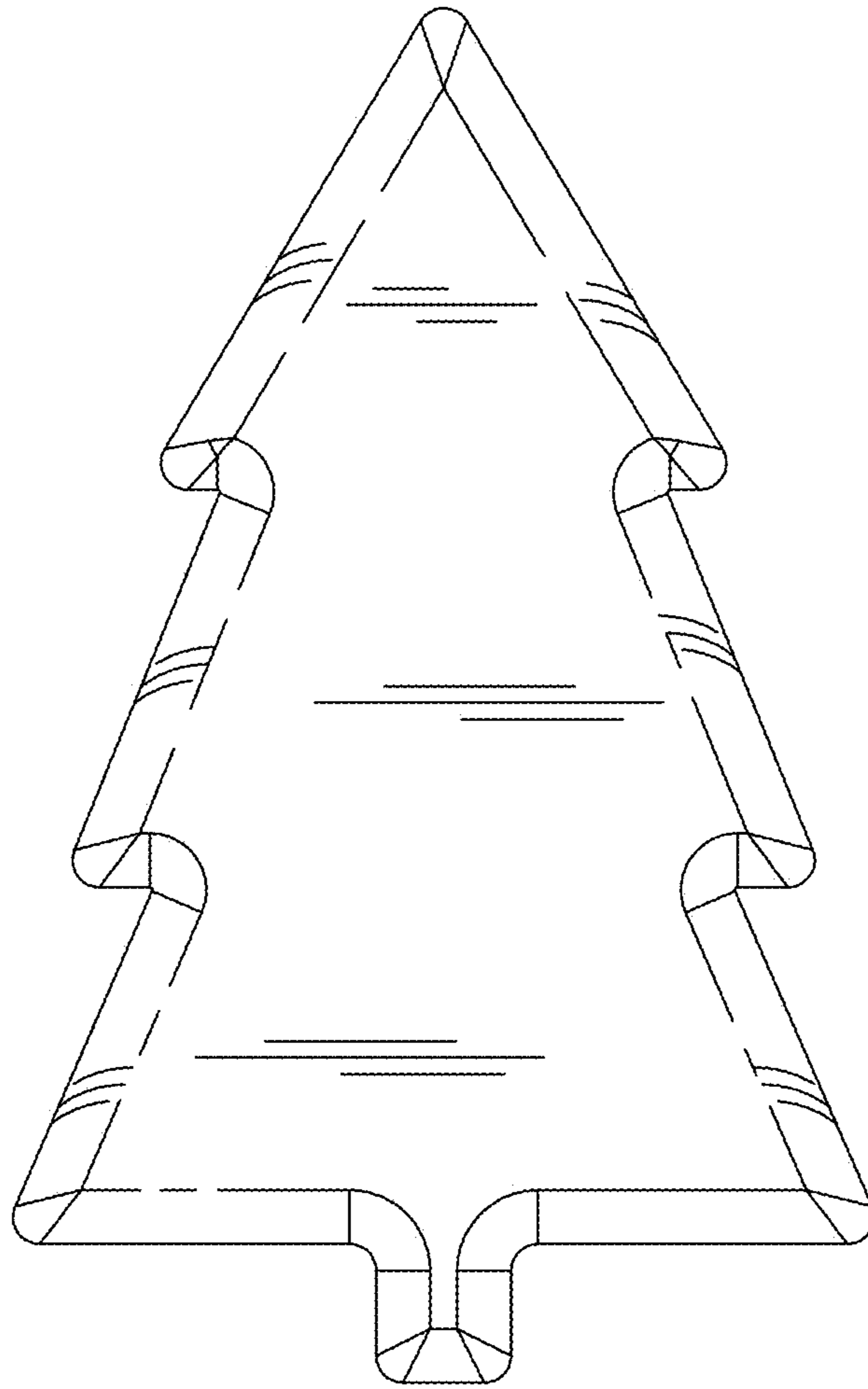


FIG. 7