



US00D724031S

(12) **United States Design Patent**
Musk et al.

(10) **Patent No.:** **US D724,031 S**
(45) **Date of Patent:** **** Mar. 10, 2015**

(54) **VEHICLE CHARGE INLET**

(56) **References Cited**

(75) Inventors: **Elon Reeve Musk**, Los Angeles, CA (US); **Joshua Willard Ferguson**, Alameda, CA (US); **Daryl Zalan**, San Francisco, CA (US); **Christopher Hugo Van Dyke**, San Francisco, CA (US)

(73) Assignee: **Tesla Motors, Inc.**, Palo Alto, CA (US)

(**) Term: **14 Years**

(21) Appl. No.: **29/427,056**

(22) Filed: **Jul. 13, 2012**

U.S. PATENT DOCUMENTS

5,751,135	A *	5/1998	Fukushima et al.	320/107
D447,463	S *	9/2001	Bosatelli	D13/146
D602,433	S *	10/2009	Katou et al.	D13/120
D654,858	S *	2/2012	Salazar et al.	D13/107
8,226,284	B2 *	7/2012	Markyvech et al.	362/540
D669,033	S *	10/2012	Senk et al.	D13/146
D686,983	S *	7/2013	Schygge	D13/107
8,628,225	B2 *	1/2014	Hook et al.	362/459
D700,143	S *	2/2014	Ichio et al.	D13/146
2011/0260684	A1 *	10/2011	Xiaofeng et al.	320/109
2013/0271075	A1 *	10/2013	Restrepo et al.	320/109
2014/0091761	A1 *	4/2014	Uchida et al.	320/109

* cited by examiner

Related U.S. Application Data

(63) Continuation-in-part of application No. 13/490,164, filed on Jun. 6, 2012, now Pat. No. 8,627,860, which is a continuation of application No. 13/489,617, filed on Jun. 6, 2012, now Pat. No. 8,539,990, which is a continuation-in-part of application No. 13/482,900, filed on May 29, 2012, now Pat. No. 8,720,968.

(51) **LOC (10) Cl.** **13-03**

(52) **U.S. Cl.**
USPC **D13/146**

(58) **Field of Classification Search**
USPC D13/103-122, 184, 199, 133, 146;
320/107-115; D14/217, 251, 253, 432,
D14/434

See application file for complete search history.

Primary Examiner — Susan Bennett Hattan

Assistant Examiner — Brett Miller

(74) *Attorney, Agent, or Firm* — J. Richard Soderberg

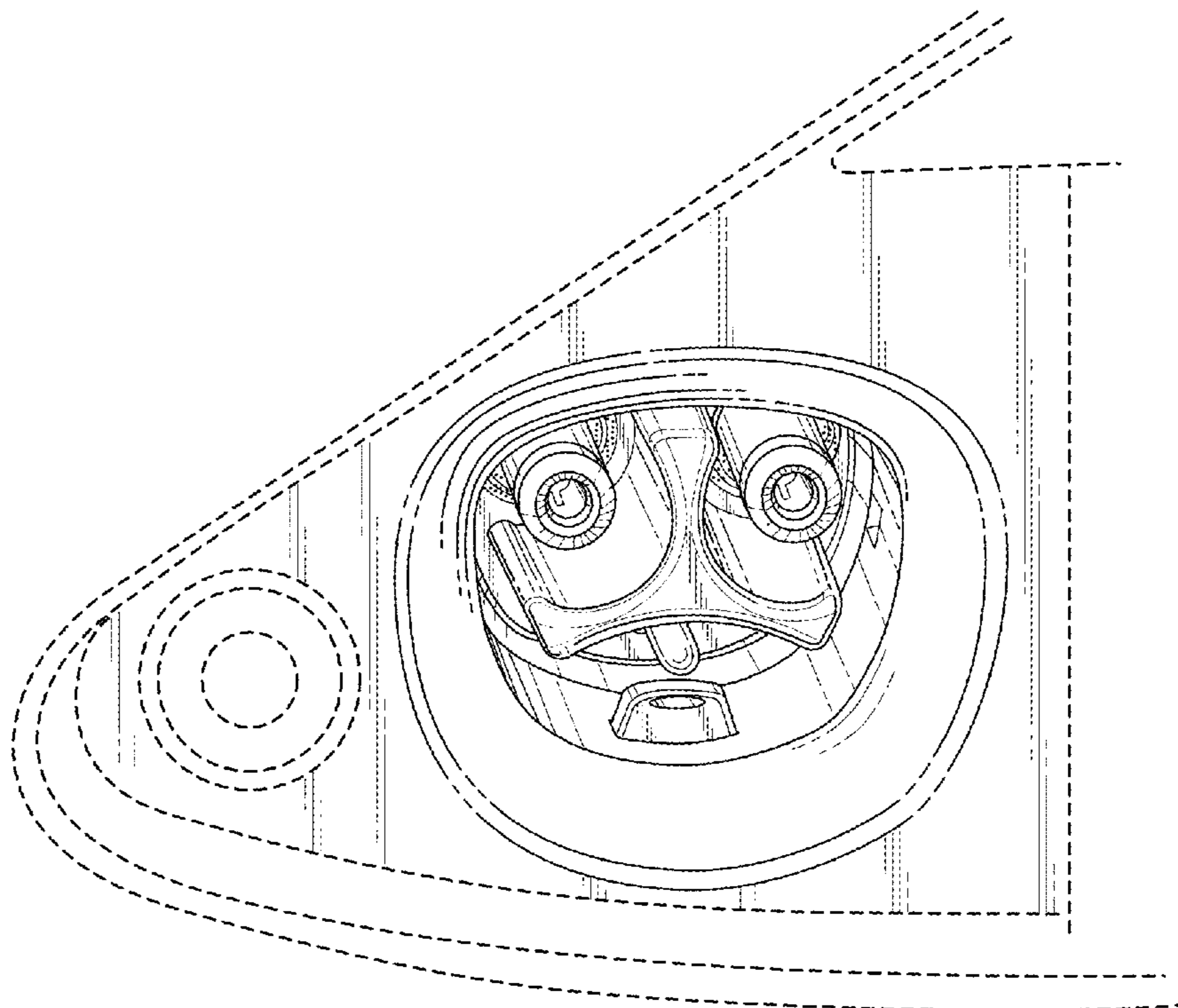
(57) **CLAIM**

The ornamental design for a vehicle charge inlet, as shown and described.

DESCRIPTION

FIG. 1 is a perspective view of a vehicle charge inlet; and, FIG. 2 is a front elevational view thereof. The broken lines depict environmental subject matter and form no part of the claimed design.

1 Claim, 2 Drawing Sheets



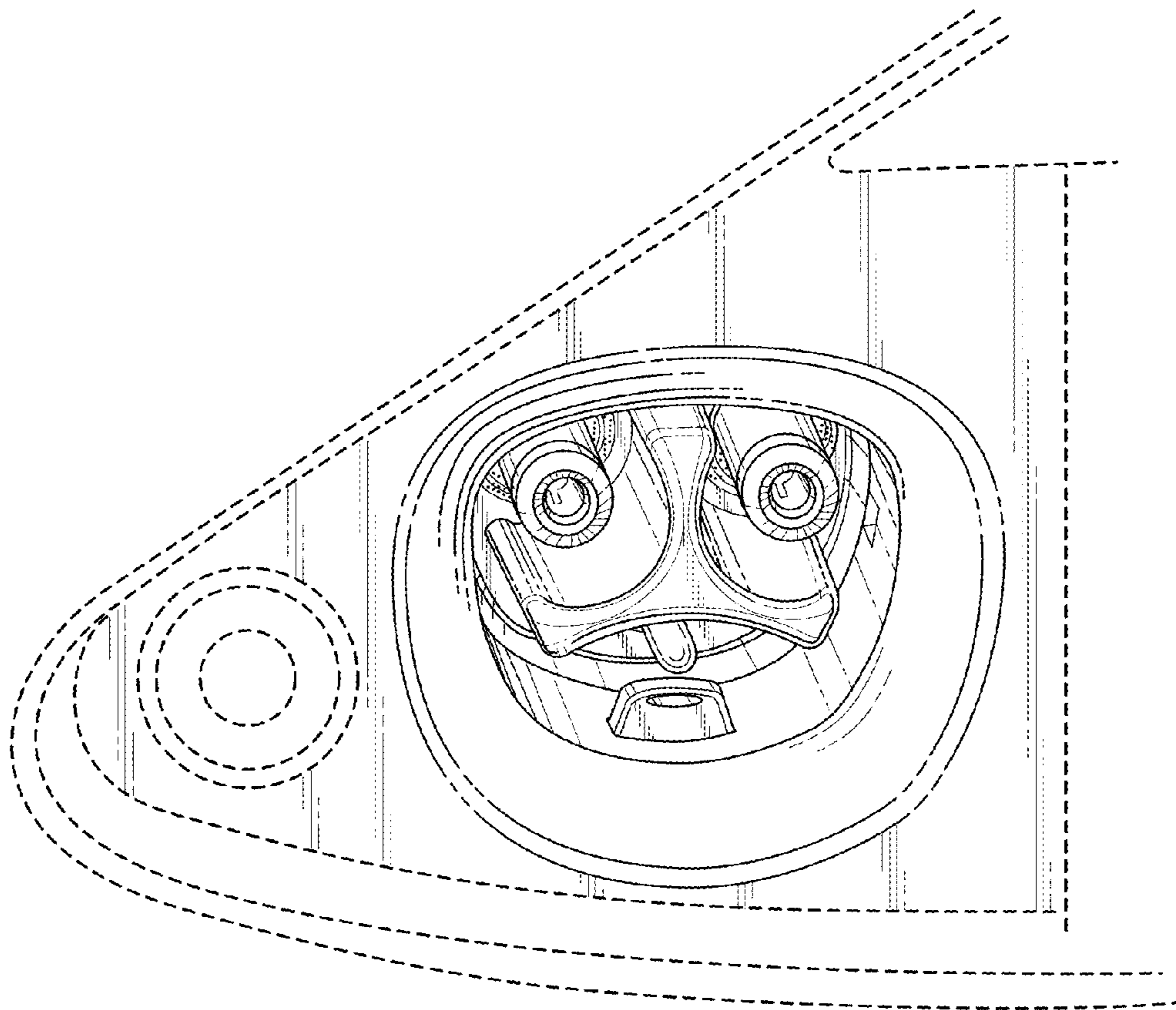


FIG. 1

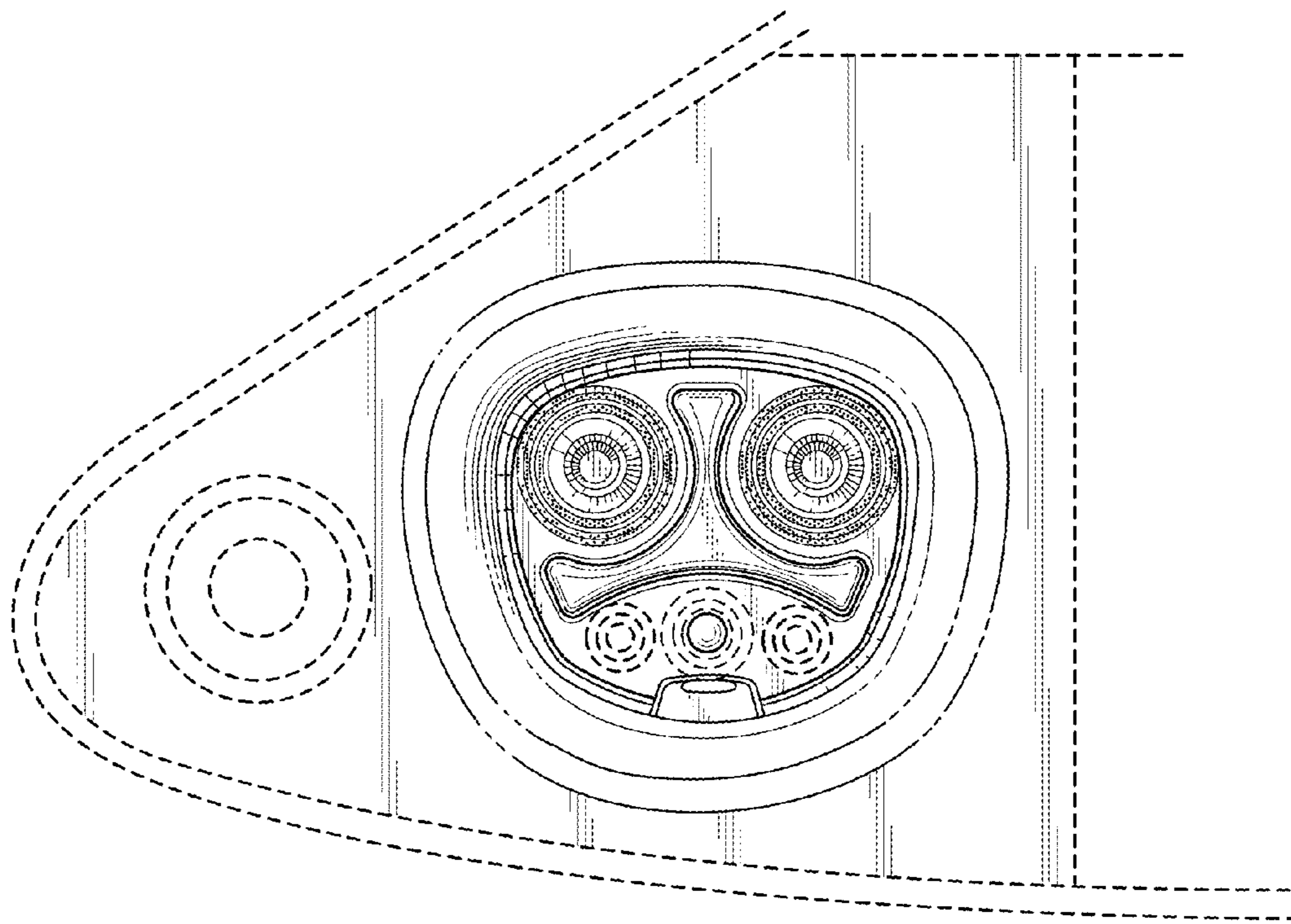


FIG. 2