



US00D724016S

(12) **United States Design Patent**  
**Kwon et al.**

(10) **Patent No.:** **US D724,016 S**  
(45) **Date of Patent:** **\*\* Mar. 10, 2015**

(54) **BATTERY FOR PORTABLE TERMINAL**

(71) Applicant: **LG Chem, Ltd.**, Seoul (KR)

(72) Inventors: **Sung-Jin Kwon**, Daejeon (KR);  
**Ki-Woong Kim**, Daejeon (KR);  
**Dong-Myung Kim**, Daejeon (KR)

(73) Assignee: **LG Chem, Ltd.** (KR)

(\*\*) Term: **14 Years**

(21) Appl. No.: **29/497,229**

(22) Filed: **Jul. 22, 2014**

**Related U.S. Application Data**

(60) Division of application No. 29/479,553, filed on Jan. 17, 2014, now Pat. No. Des. 716,221, which is a continuation-in-part of application No. 29/466,092, filed on Sep. 4, 2013, now Pat. No. Des. 709,441.

(30) **Foreign Application Priority Data**

Mar. 8, 2013 (KR) ..... 30-2013-0011990  
Sep. 2, 2013 (KR) ..... 30-2013-0045022

(51) **LOC (10) Cl.** ..... **13-02**

(52) **U.S. Cl.**  
USPC ..... **D13/103**

(58) **Field of Classification Search**  
USPC ..... D13/102-104, 110, 118-121, 184, 199;  
429/94, 96-100, 152-156, 162-163,  
429/176  
See application file for complete search history.

(56) **References Cited**

**U.S. PATENT DOCUMENTS**

4,070,528 A 1/1978 Bergum et al.  
4,539,275 A 9/1985 Plasse  
4,664,993 A 5/1987 Sturgis et al.  
4,664,994 A 5/1987 Koike et al.

D334,559 S 4/1993 Okahisa et al.  
D434,723 S 12/2000 Fushimi  
6,224,995 B1 5/2001 Fauteux et al.  
6,396,242 B2 5/2002 Choi et al.  
6,399,241 B1 6/2002 Hara et al.  
D479,192 S 9/2003 Fujihara et al.

(Continued)

**FOREIGN PATENT DOCUMENTS**

JP 09-082361 3/1997  
JP 10-270014 10/1998

(Continued)

**OTHER PUBLICATIONS**

U.S. Appl. No. 29/466,065, filed Sep. 4, 2013.

(Continued)

*Primary Examiner* — Rosemary K Tarcza

(74) *Attorney, Agent, or Firm* — Lerner, David, Littenberg, Krumholz & Mentlik, LLP

(57) **CLAIM**

The ornamental design for a battery for portable terminal, as shown and described.

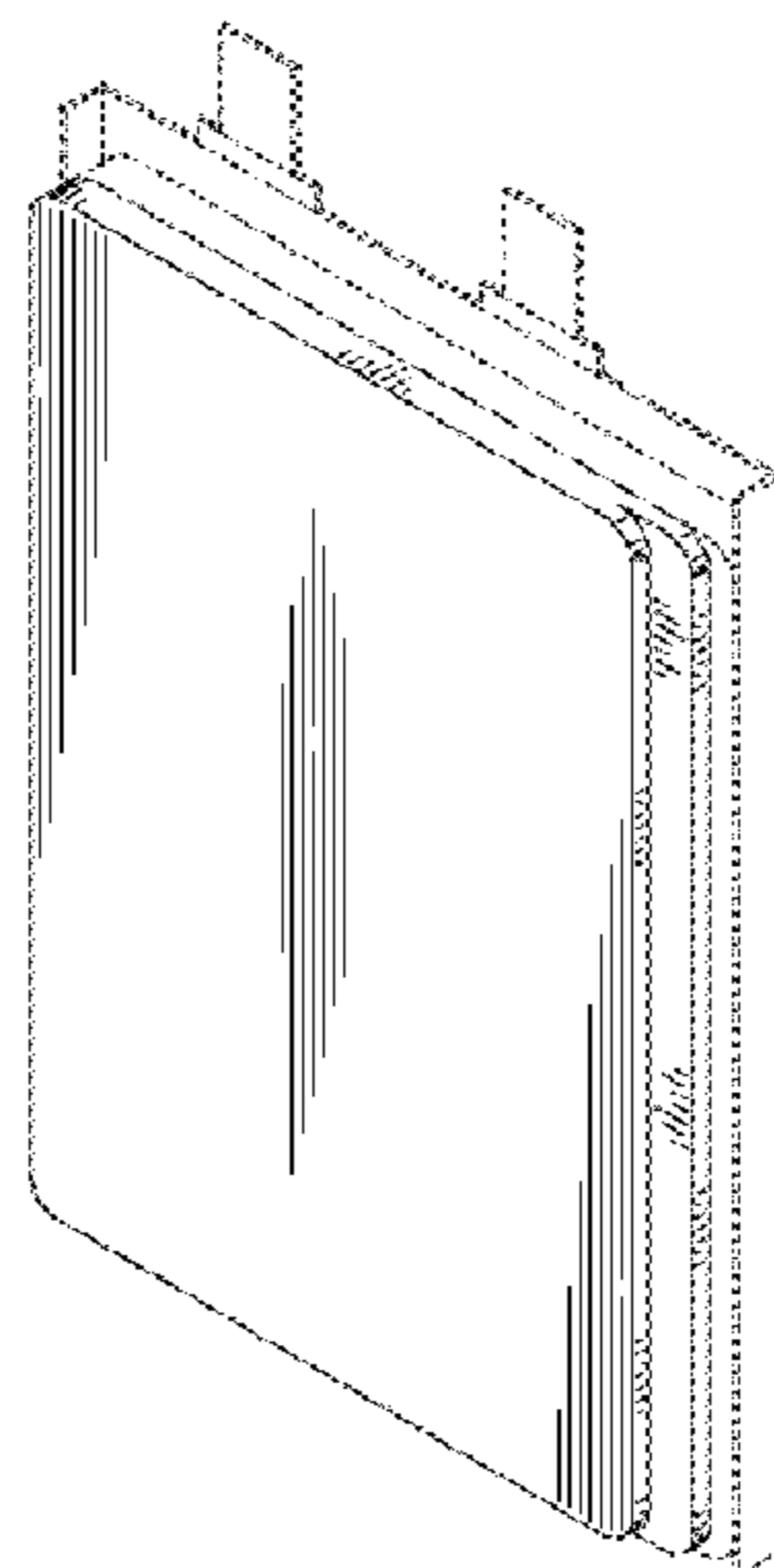
**DESCRIPTION**

FIG. 1 is a front perspective view of a battery for portable terminal according to our design;  
FIG. 2 is a front view thereof;  
FIG. 3 is a back view thereof;  
FIG. 4 is a right side view thereof;  
FIG. 5 is a left side view thereof;  
FIG. 6 is a top view thereof; and,  
FIG. 7 is a bottom view thereof.

Broken lines are environmental only and form no part of the claimed design.

Dash-dot lines adjacent shaded areas represent bounds of the claimed design and form no part of the claimed design themselves.

**1 Claim, 4 Drawing Sheets**



(56)

References Cited

FOREIGN PATENT DOCUMENTS

U.S. PATENT DOCUMENTS

D479,193 S 9/2003 Fujihara et al.  
 6,743,546 B1 6/2004 Kaneda et al.  
 D496,906 S 10/2004 Vinciarelli et al.  
 D506,438 S 6/2005 Vinciarelli et al.  
 6,946,220 B2 9/2005 Probst et al.  
 D524,241 S \* 7/2006 Takeshita et al. .... D13/103  
 7,157,179 B2 1/2007 Akahira  
 D580,352 S 11/2008 Croley  
 7,479,349 B2 1/2009 O'Phelan et al.  
 7,595,132 B2 9/2009 Kang et al.  
 8,323,824 B2 12/2012 Shinyashiki et al.  
 D709,026 S \* 7/2014 Lee et al. .... D13/103  
 D709,440 S \* 7/2014 Kwon et al. .... D13/103  
 D709,441 S \* 7/2014 Kwon et al. .... D13/103  
 D709,442 S \* 7/2014 Kwon et al. .... D13/103  
 D709,443 S \* 7/2014 Kwon et al. .... D13/103  
 D709,822 S \* 7/2014 Kwon et al. .... D13/103  
 D712,345 S \* 9/2014 Kwon et al. .... D13/103  
 D712,346 S \* 9/2014 Kwon et al. .... D13/103  
 2001/0005561 A1 6/2001 Yamada et al.  
 2001/0051298 A1 12/2001 Hanafusa et al.  
 2006/0286456 A1 12/2006 Fu et al.  
 2007/0231682 A1 10/2007 Aoyama et al.  
 2009/0023057 A1 1/2009 Kim  
 2009/0075168 A1 3/2009 Lee  
 2011/0287308 A1 11/2011 Kim et al.  
 2012/0015223 A1 1/2012 Bhardwaj et al.  
 2012/0015236 A1 1/2012 Spare  
 2012/0225345 A1 9/2012 Kim  
 2013/0045401 A1 \* 2/2013 Yoon et al. .... 429/90  
 2013/0084484 A1 \* 4/2013 Shinyashiki et al. .... 429/153  
 2013/0108906 A1 5/2013 Bhardwaj et al.  
 2013/0171508 A1 7/2013 Kim  
 2013/0216896 A1 8/2013 Kim  
 2013/0288104 A1 \* 10/2013 Kang et al. .... 429/153  
 2014/0011070 A1 1/2014 Kim et al.  
 2014/0045045 A1 2/2014 Iyori et al.  
 2014/0050959 A1 \* 2/2014 Ryu et al. .... 429/94  
 2014/0272529 A1 \* 9/2014 Devan et al. .... 429/144

JP 2001028275 A 1/2001  
 JP 2001-167743 A 6/2001  
 JP 2004111219 A 4/2004  
 JP 3611765 B2 1/2005  
 JP 2009-218105 A 9/2009  
 KR 20-0207948 1/2001  
 KR 10-2001-0055968 7/2001  
 KR 20010104150 A 11/2001  
 KR 10-2003-0066960 A 8/2003  
 KR 20050020357 A 3/2005  
 KR 20050036466 A 4/2005  
 KR 1020070075941 A 7/2007  
 KR 10-2007-0099068 A 10/2007  
 KR 100829553 B1 5/2008  
 KR 20080058772 A 6/2008  
 KR 20080095967 A 10/2008  
 KR 10-0866767 B1 11/2008  
 KR 20090028243 A 3/2009  
 KR 2009-0003823 U 4/2009  
 KR 20100137290 A 12/2010  
 KR 20110112241 A 10/2011  
 KR 20110128594 A 11/2011  
 KR 20120060706 A 6/2012  
 WO 0072392 A1 11/2000

OTHER PUBLICATIONS

U.S. Appl. No. 29/466,068, filed Sep. 4, 2013.  
 U.S. Appl. No. 29/466,074, filed Sep. 4, 2013.  
 U.S. Appl. No. 29/466,082, filed Sep. 4, 2013.  
 U.S. Appl. No. 29/466,093, filed Sep. 4, 2013.  
 U.S. Appl. No. 29/466,096, filed Sep. 4, 2013.  
 U.S. Appl. No. 29/466,097, filed Sep. 4, 2013.  
 U.S. Appl. No. 29/479,544, filed Jan. 17, 2014.  
 U.S. Appl. No. 29/479,546, filed Jan. 17, 2014.  
 U.S. Appl. No. 29/479,549, filed Jan. 17, 2014.  
 U.S. Appl. No. 29/479,552, filed Jan. 17, 2014.  
 U.S. Appl. No. 29/479,560, filed Jan. 17, 2014.  
 U.S. Appl. No. 29/479,563, filed Jan. 17, 2014.  
 U.S. Appl. No. 29/479,565, filed Jan. 17, 2014.

\* cited by examiner

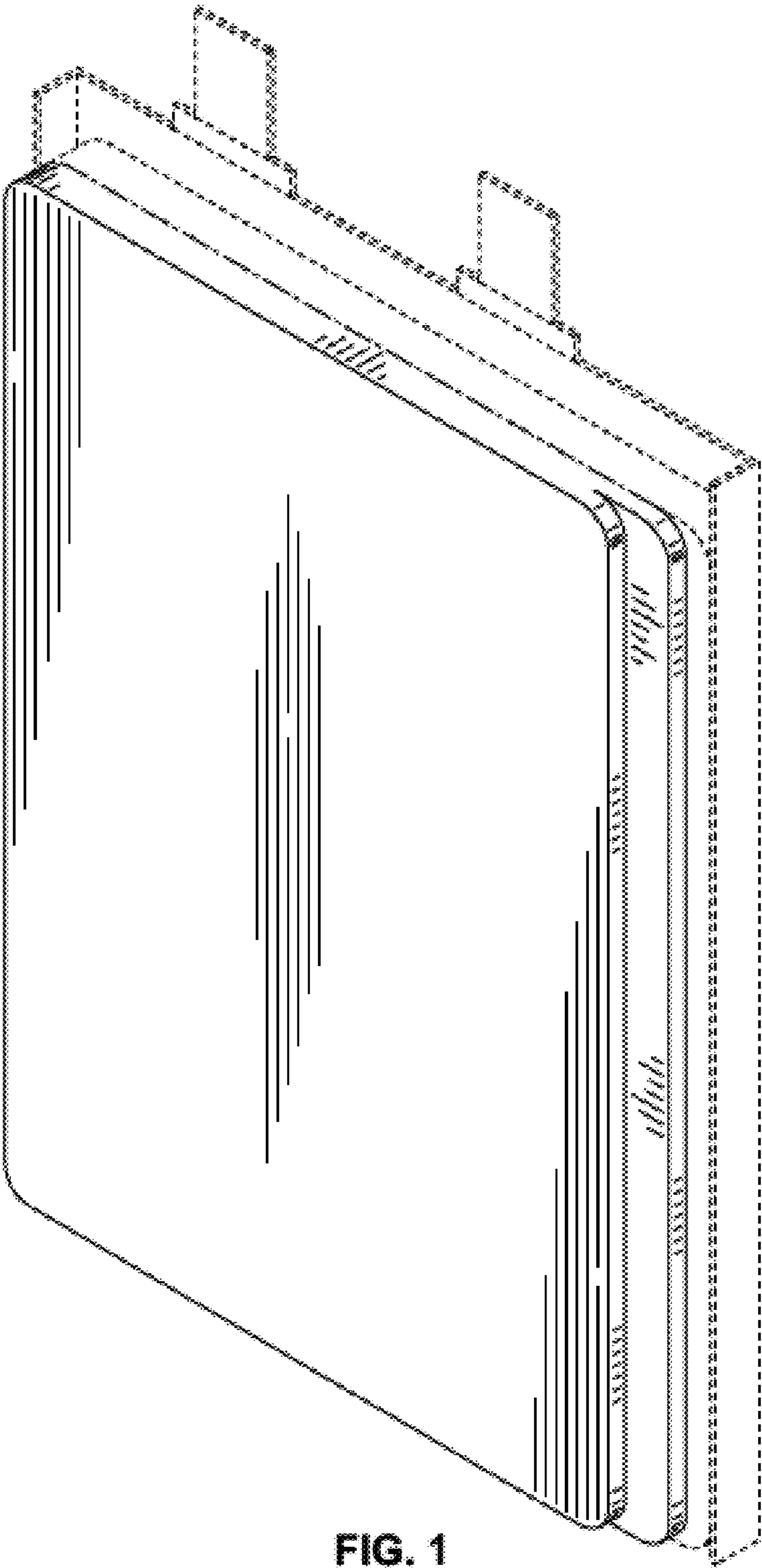


FIG. 1

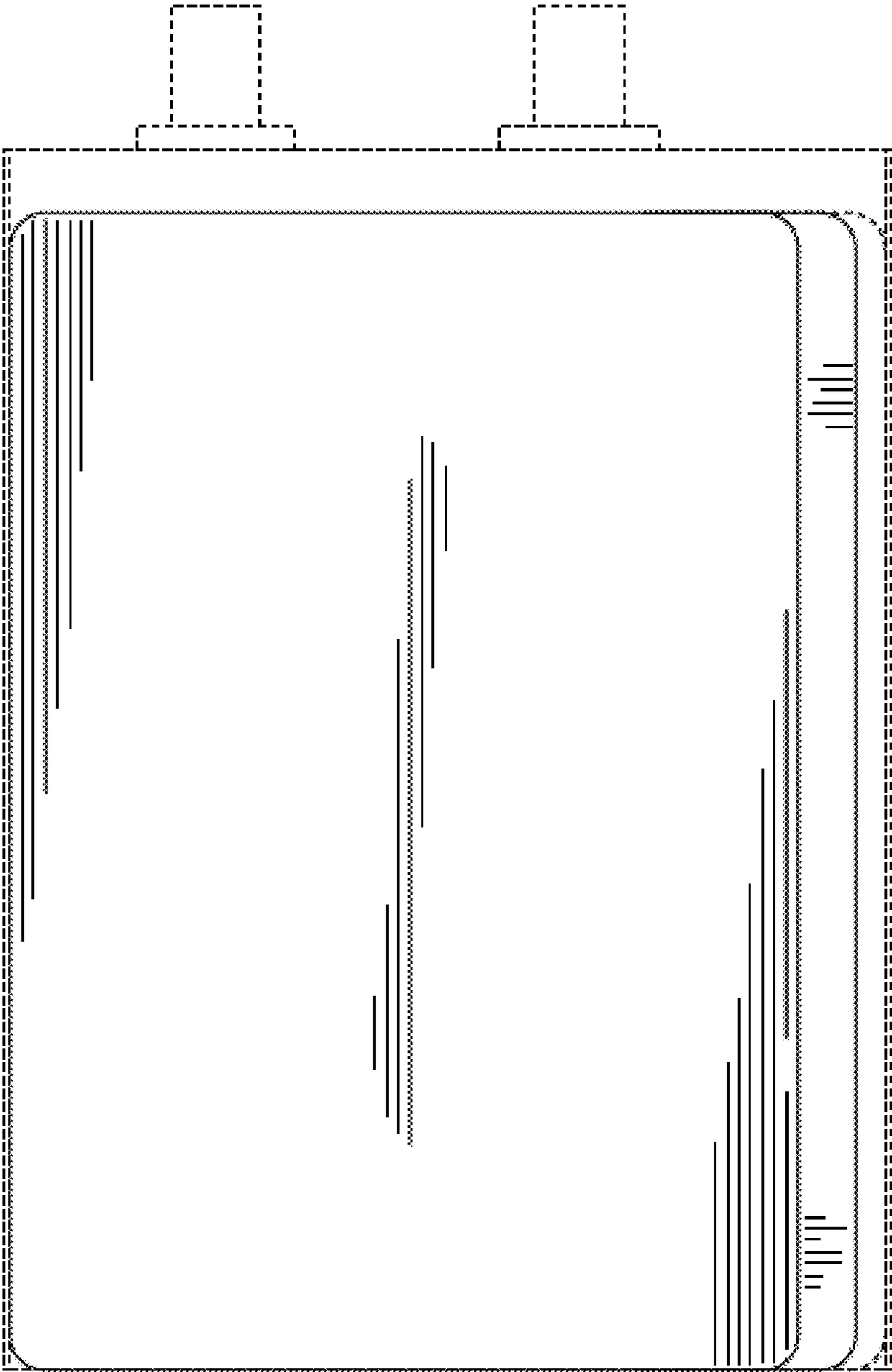


FIG. 2




FIG. 3




FIG. 4

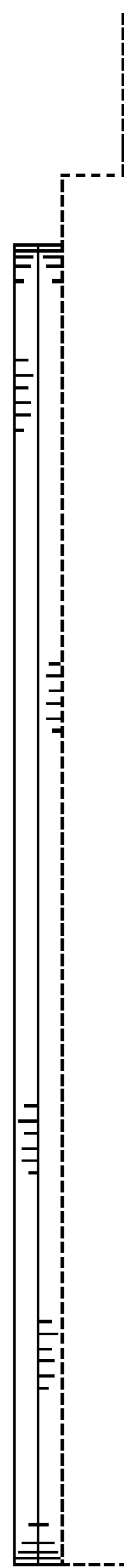


FIG. 5




FIG. 6




FIG. 7