



US00D724012S

(12) **United States Design Patent**  
**Zhan**

(10) **Patent No.:** **US D724,012 S**  
(45) **Date of Patent:** **\*\* Mar. 10, 2015**

- (54) **SOLAR MOBILE POWER SUPPLY**
- (71) Applicant: **Skywords Electronic (HongKong) Co., Limited**, Chai Hong Kong (HK)
- (72) Inventor: **Guohua Zhan**, Guizhou (CN)
- (73) Assignee: **Skywords Electronic (HongKong) Co., Ltd.**, Wan Chai (HK)

(\*\*) Term: **14 Years**

(21) Appl. No.: **29/507,887**

(22) Filed: **Oct. 31, 2014**

(51) **LOC (10) Cl.** ..... **13-02**

(52) **U.S. Cl.**  
USPC ..... **D13/102**

(58) **Field of Classification Search**  
USPC ..... D13/102, 101, 103, 107, 108, 110, 199;  
D14/140, 203.4, 483; D26/37, 38, 39,  
D26/41-44, 48, 49, 51; 136/206, 243, 244,  
136/245, 252; 320/101, 102, 114, 115, 120;  
362/157, 158, 159, 171, 183, 191, 208,  
362/257

See application file for complete search history.

(56) **References Cited**

**U.S. PATENT DOCUMENTS**

- 4,786,851 A \* 11/1988 Fuji et al. .... 320/101
- 5,522,943 A \* 6/1996 Spencer et al. .... 136/245

- D391,921 S \* 3/1998 Zimmer et al. .... D13/102
- 6,476,311 B1 \* 11/2002 Lee et al. .... 136/244
- D479,191 S \* 9/2003 Peress et al. .... D13/102
- D489,680 S \* 5/2004 Stobart ..... D13/107
- D586,736 S \* 2/2009 Fowler ..... D13/102
- D601,955 S \* 10/2009 Ekmekdje ..... D13/108
- D617,264 S \* 6/2010 Lau ..... D13/102
- D628,148 S \* 11/2010 English et al. .... D13/102
- D630,162 S \* 1/2011 Bullen ..... D13/102
- D643,363 S \* 8/2011 Wigmore ..... D13/102
- 2010/0109599 A1 \* 5/2010 Lin et al. .... 320/101

\* cited by examiner

*Primary Examiner* — Derrick Holland

(74) *Attorney, Agent, or Firm* — Schmeiser, Olsen & Watts, LLP

(57) **CLAIM**

The ornamental design for a solar mobile power supply, as shown and described.

**DESCRIPTION**

FIG. 1 is a front perspective view of a solar mobile power supply showing my new design;  
FIG. 2 is a rear perspective view thereof;  
FIG. 3 is a front elevational view thereof;  
FIG. 4 is a rear elevational view thereof;  
FIG. 5 is a left side view thereof;  
FIG. 6 is a right side view thereof;  
FIG. 7 is a top plan view thereof; and,  
FIG. 8 is a bottom plan view thereof.

**1 Claim, 4 Drawing Sheets**

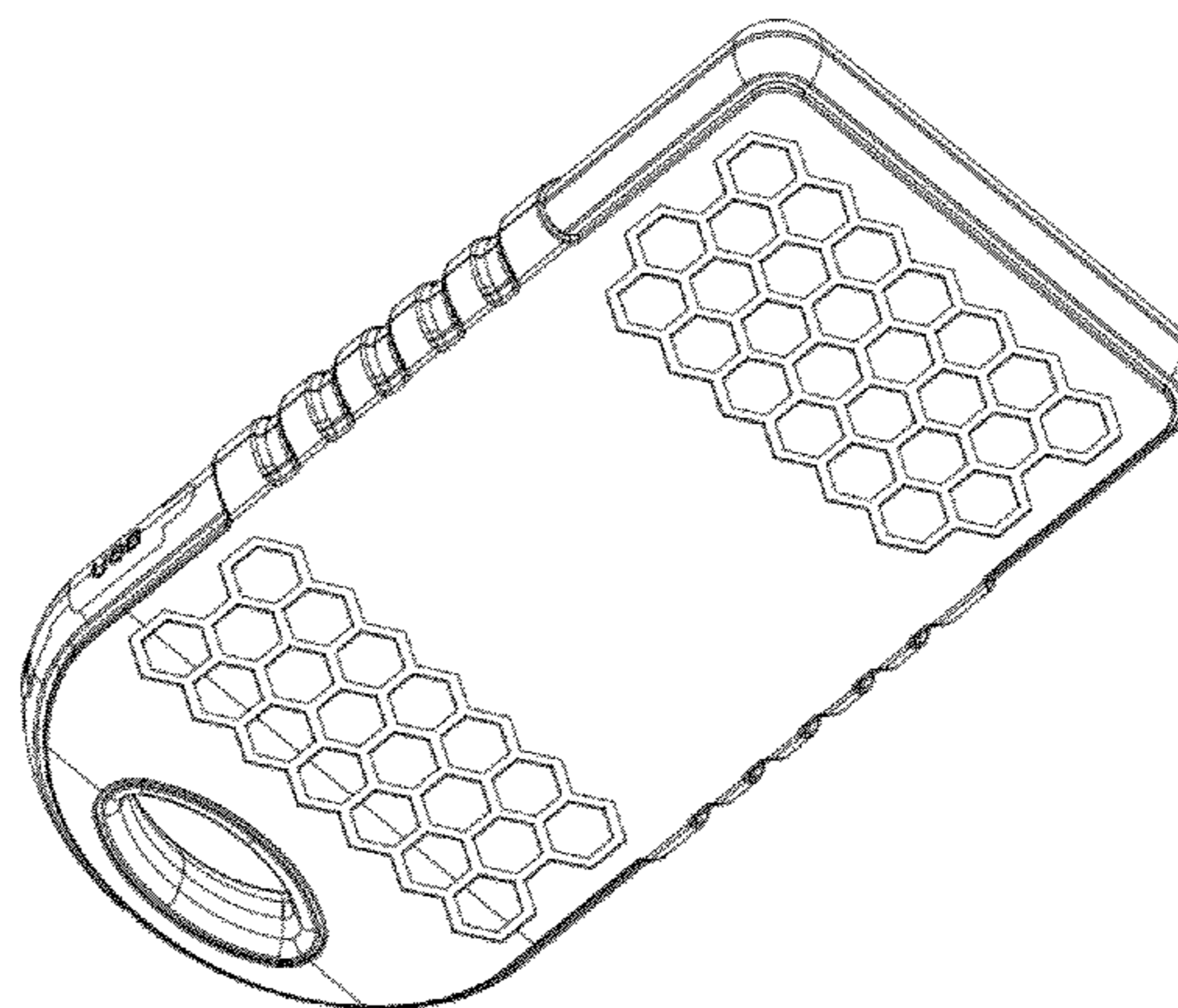
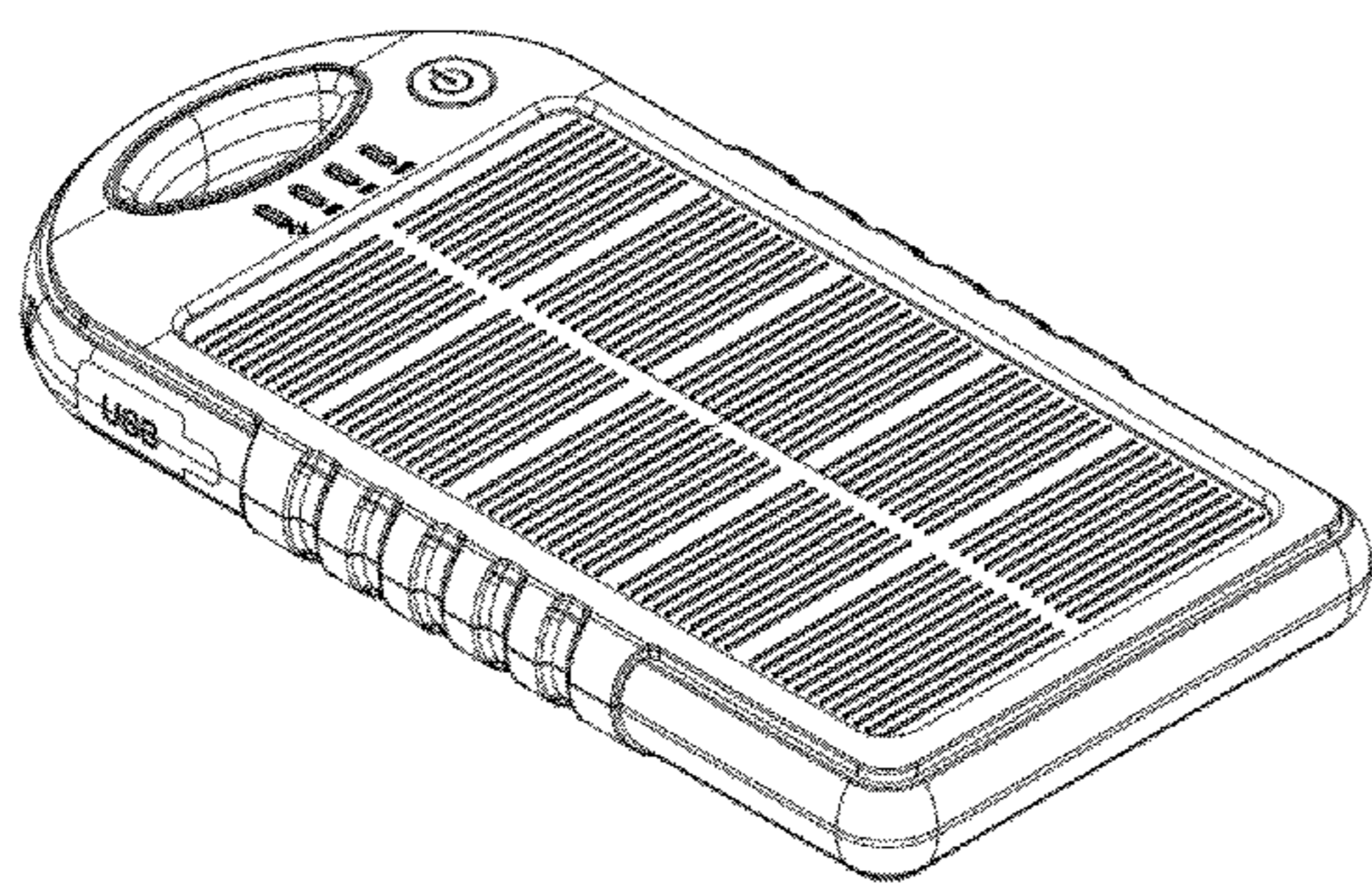


FIG. 1

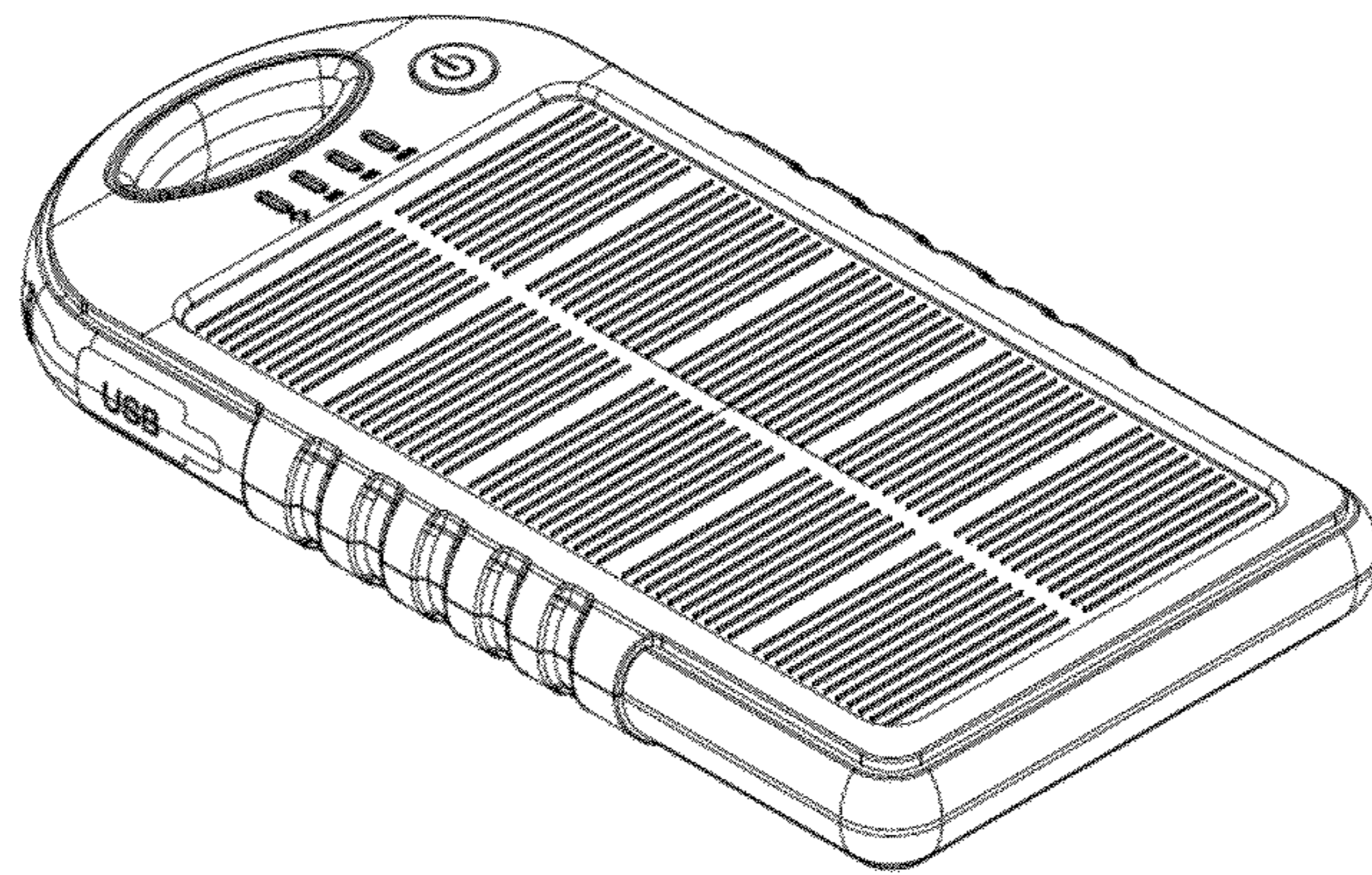


FIG. 2

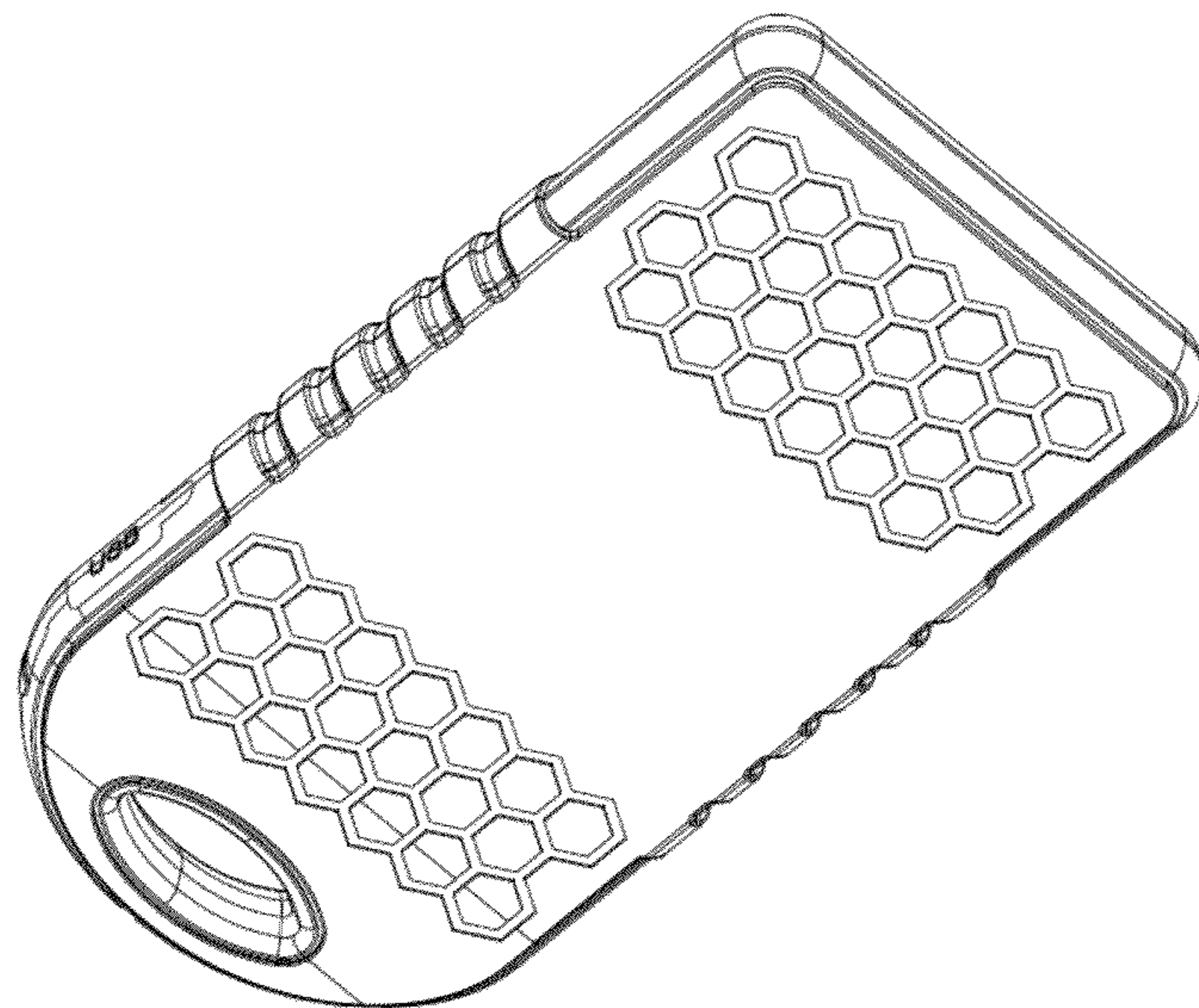




FIG. 3

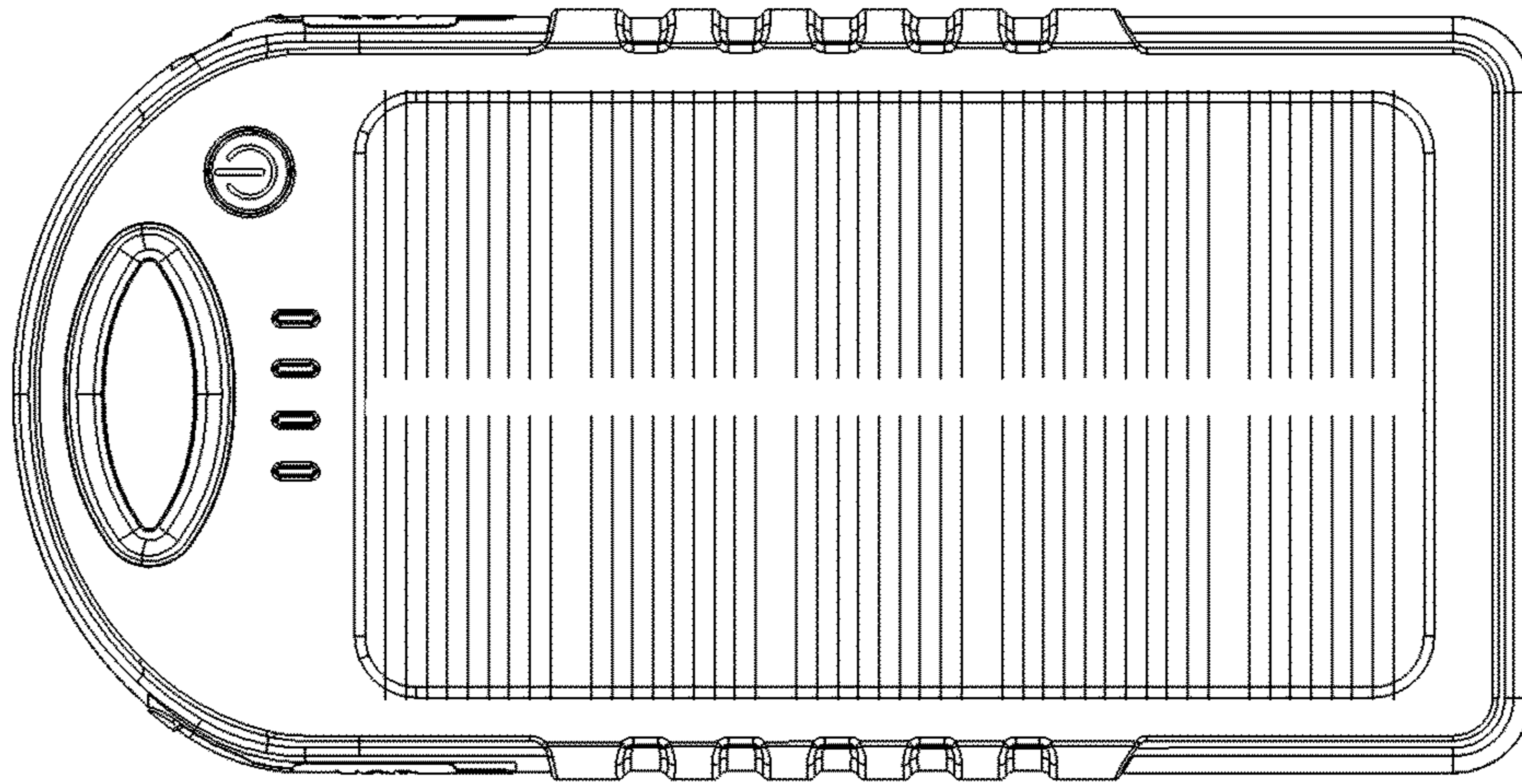


FIG. 4

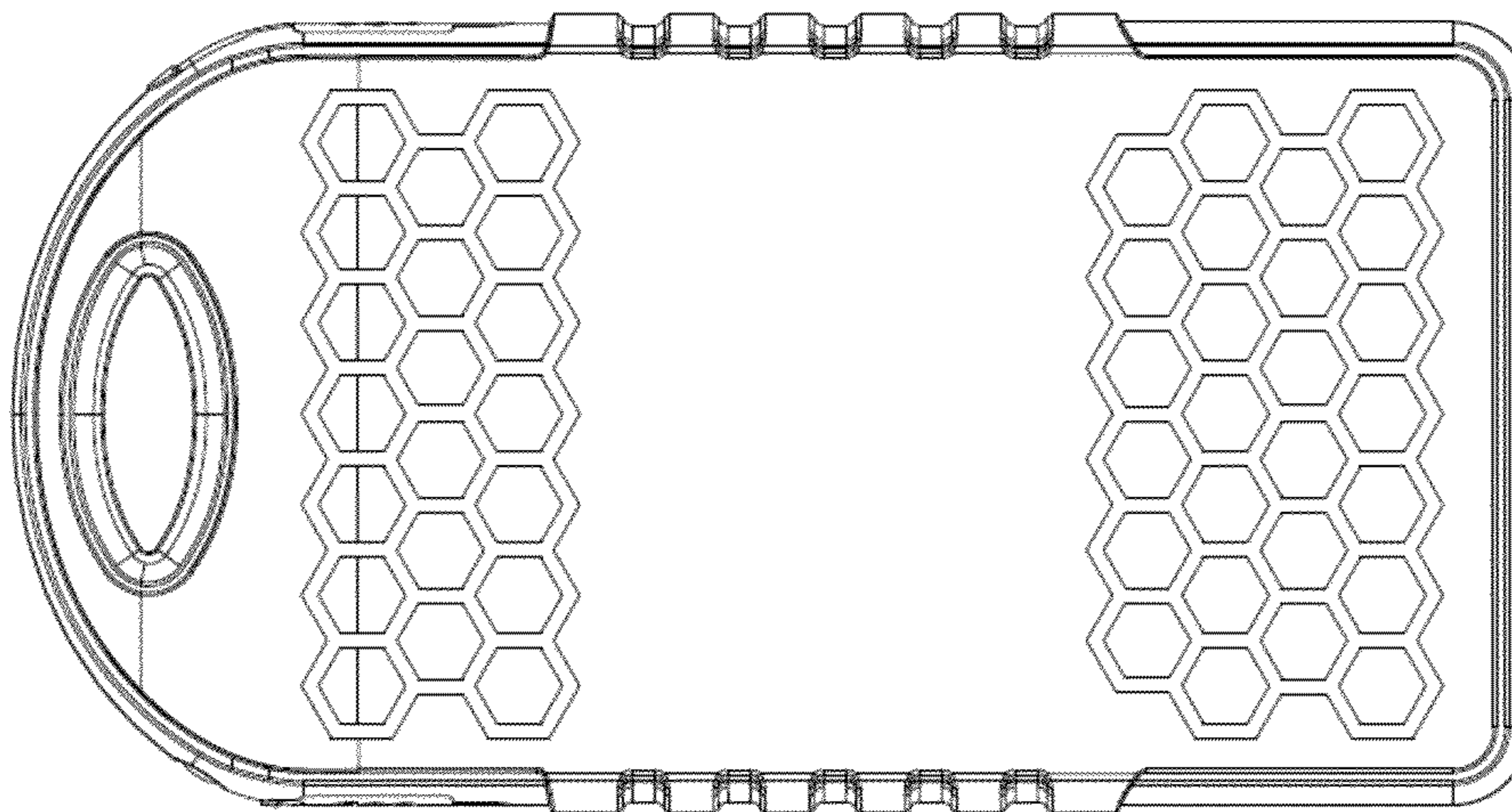


FIG. 5

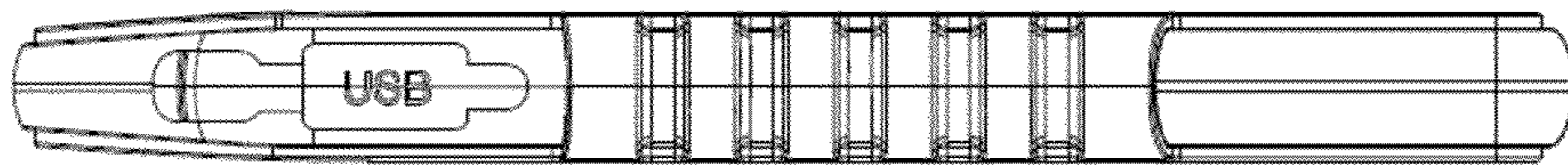
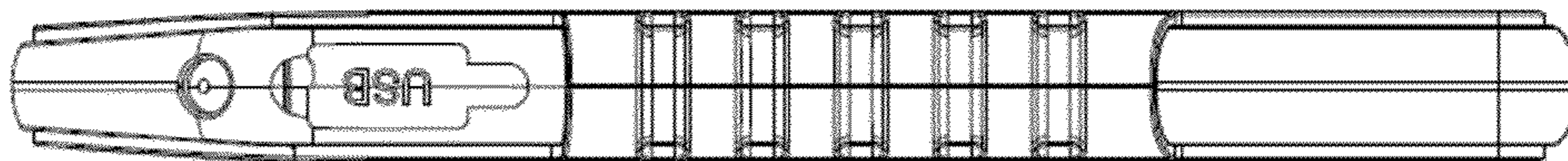


FIG. 6



**FIG 7.**



**FIG 8.**

