



US00D724000S

(12) **United States Design Patent**
Lockwood

(10) **Patent No.:** **US D724,000 S**
(45) **Date of Patent:** **** Mar. 10, 2015**

- (54) **MULTI-CHINE WATER CRAFT**
- (76) Inventor: **John B. Lockwood**, Port Townsend, WA
(US)
- (**) Term: **14 Years**
- (21) Appl. No.: **29/417,085**
- (22) Filed: **Mar. 29, 2012**
- (51) **LOC (10) Cl.** **12-06**
- (52) **U.S. Cl.**
USPC **D12/302**
- (58) **Field of Classification Search**
USPC D12/300, 302, 303, 304, 316, 317;
114/343, 345, 347, 348, 351-358, 361,
114/363; D21/542, 801; 441/79
See application file for complete search history.

- D425,852 S 5/2000 Lockwood
- D464,303 S 10/2002 Lockwood
- 6,779,477 B2 8/2004 Lockwood
- D517,974 S * 3/2006 Masters D12/302
- D518,431 S * 4/2006 Masters D12/302
- D569,780 S * 5/2008 Rawson D12/302

OTHER PUBLICATIONS

Guillemot Kayak Co., "Night Heron Kayak", undated, 2 pages.
Redfish Kayak Co., "Silver Kayak", undated, 2 pages.

(Continued)

Primary Examiner — Cynthia M Chin
(74) *Attorney, Agent, or Firm* — Michael R. Schacht;
Schacht Law Office, Inc.

(57) **CLAIM**
The ornamental design for a multi-chine water craft, as shown and described.

(56) **References Cited**

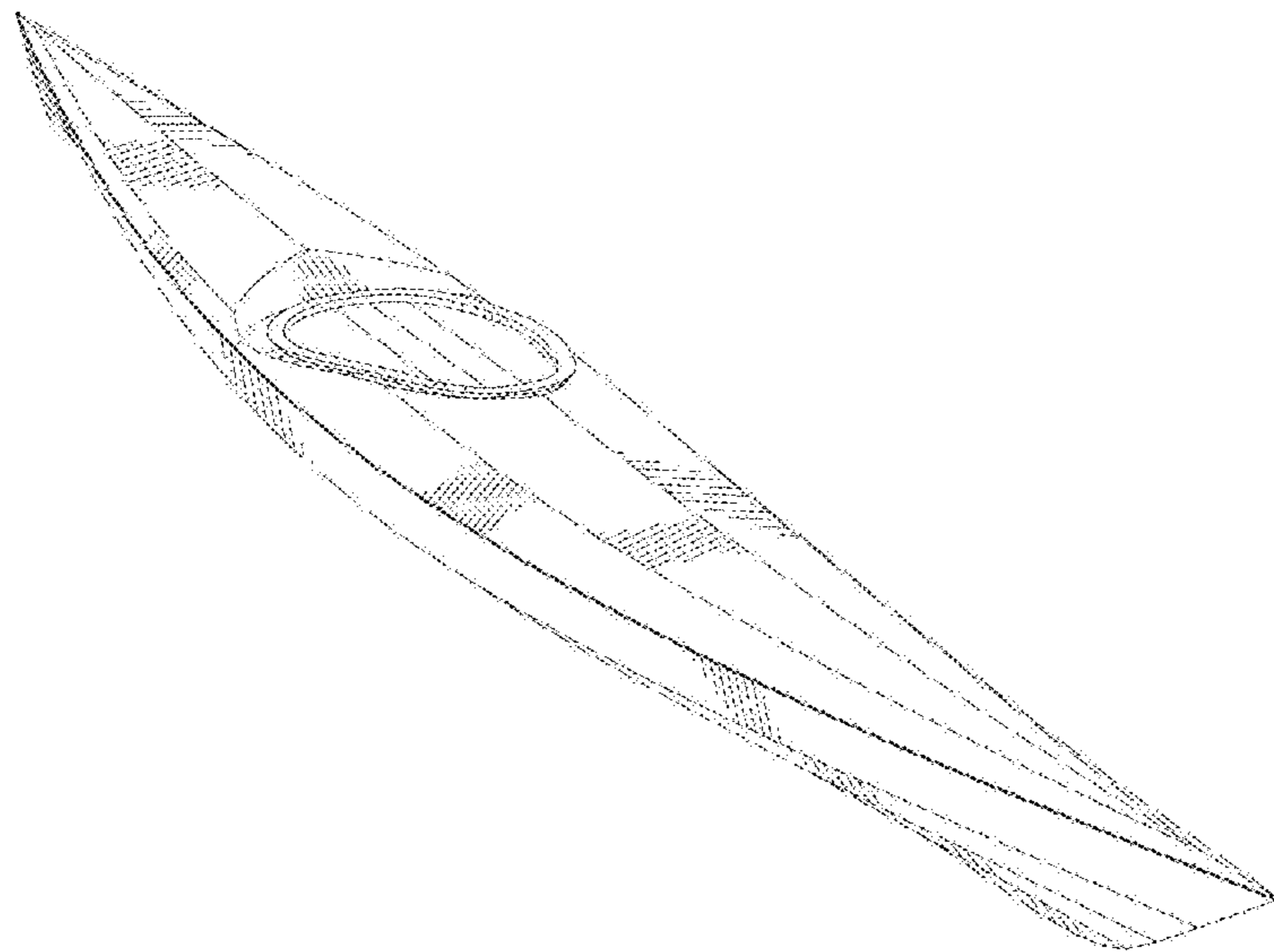
U.S. PATENT DOCUMENTS

- 1,649,311 A 11/1927 Kaechele et al.
- 1,792,140 A 2/1931 Brock
- 1,889,368 A 11/1932 Messenger
- 2,999,253 A 9/1961 Lewis
- 3,611,461 A * 10/1971 Wurzberger 114/357
- D233,424 S 10/1974 Lettmann
- D234,397 S * 2/1975 Eriksen D12/302
- 3,869,743 A * 3/1975 Brown et al. 114/354
- 4,031,580 A 6/1977 Neumann et al.
- 4,229,850 A 10/1980 Arcouette
- D258,581 S 3/1981 Abboud
- 4,480,579 A 11/1984 Masters
- 4,597,348 A 7/1986 Jonas
- D358,573 S 5/1995 Lockwood
- D370,454 S 6/1996 Lockwood
- D385,528 S * 10/1997 Cronin D12/302
- D397,668 S 9/1998 Lincoln
- 6,006,691 A * 12/1999 Wilce 114/353
- D418,801 S 1/2000 Lockwood
- D418,802 S 1/2000 Lockwood
- D419,128 S 1/2000 Lockwood

DESCRIPTION

FIG. 1 is an isometric view of a water craft of the present invention, taken from an upper side end location;
FIG. 2 is a top plan view thereof;
FIG. 3 is a right side elevational view thereof where the opposing left side view is a mirror image thereof;
FIG. 4 is a bottom plan view thereof;
FIG. 5 is an elevational view of the first end thereof;
FIG. 6 is an elevational view of a second end thereof; and
FIG. 7 is an exploded pre-assembled plan view of the components that form the right side of the water craft when assembled. A mirror image of each piece forms the left side of the water craft when assembled; and,
FIG. 8 is a pre-assembled plan view of one component that in combination with the components shown in FIG. 7 and a mirror image copy thereof form the water craft when assembled.

1 Claim, 3 Drawing Sheets



(56)

References Cited

OTHER PUBLICATIONS

Country Ways, Inc., Kayak Kits, "Scandian Single", Oct. 11, 1979, 1 page.

Pygmy Kayak Co., "Pygmy Kayaks" brochure, 1993, 3 pages.

U.S. National Museum, Printings: "Aleutian Kayak" Unalaska, 1894, p. 196; "Kayak From Russian Siberia", 1962, p. 197; "Norton Sound Kayak" Alaska, 1889, p. 198; Kotzebue Sound Kayak (Cape Krusenstern), Alaska, p. 201; "Point Barrow Kayak" Alaska, 1888, p. 201; "MacKenzie Delta Kayak", p. 201; "Northwestern Greenland Kayak", p. 210, "Southwestern Greenland Kayak", 1921, p. 210.

* cited by examiner

Fig. 1

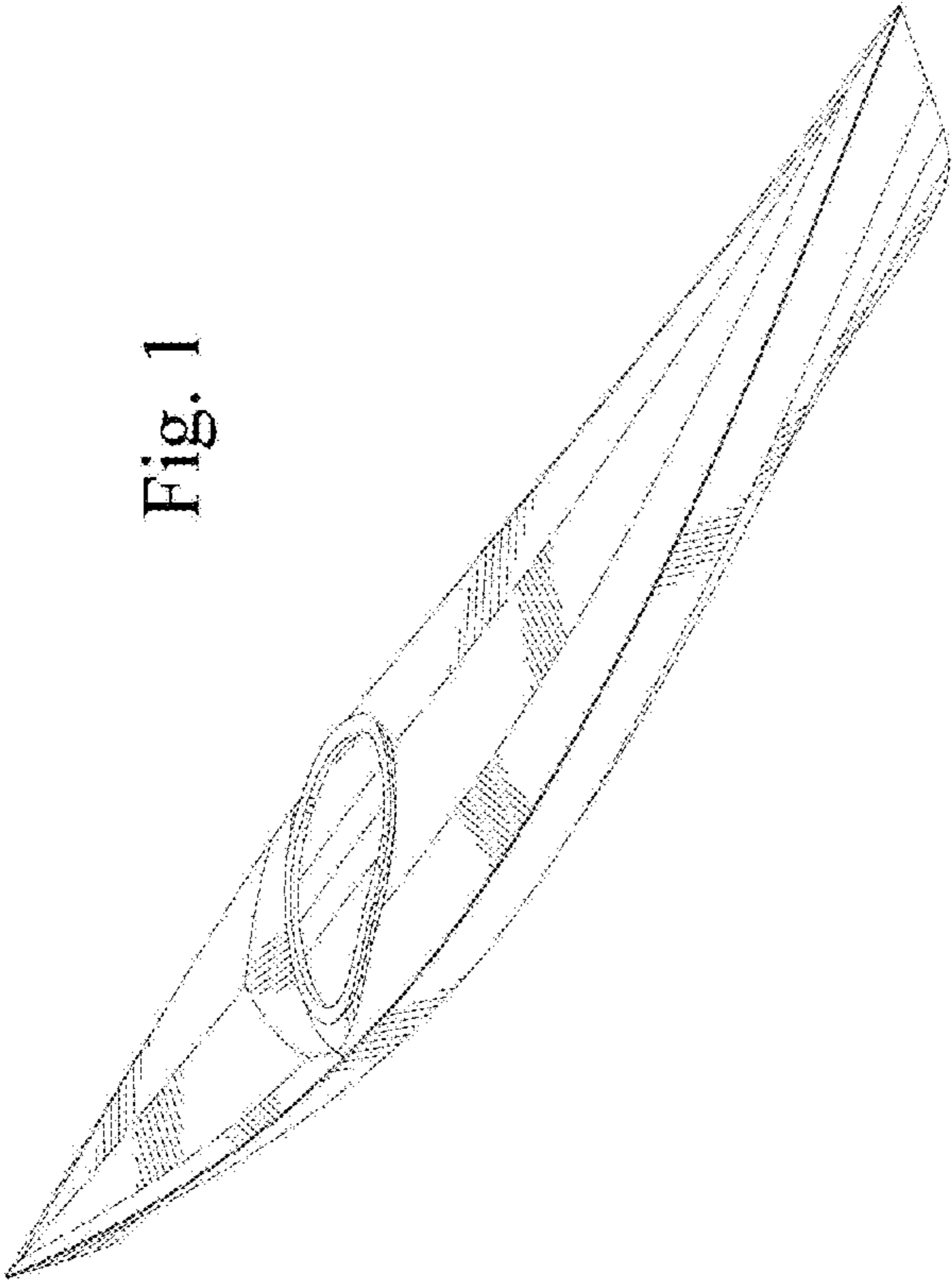


Fig. 2

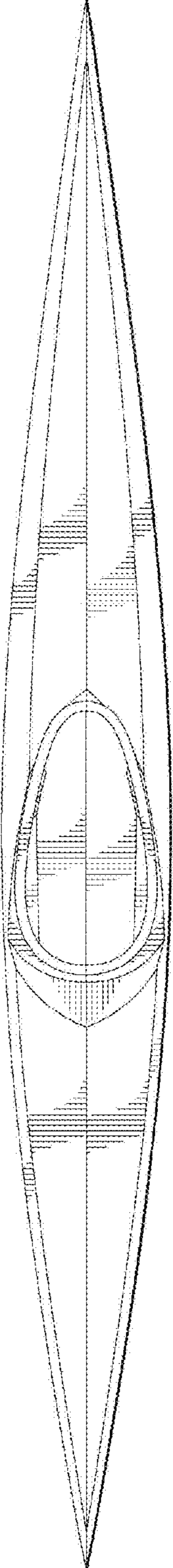


Fig. 3




Fig. 4




Fig. 5


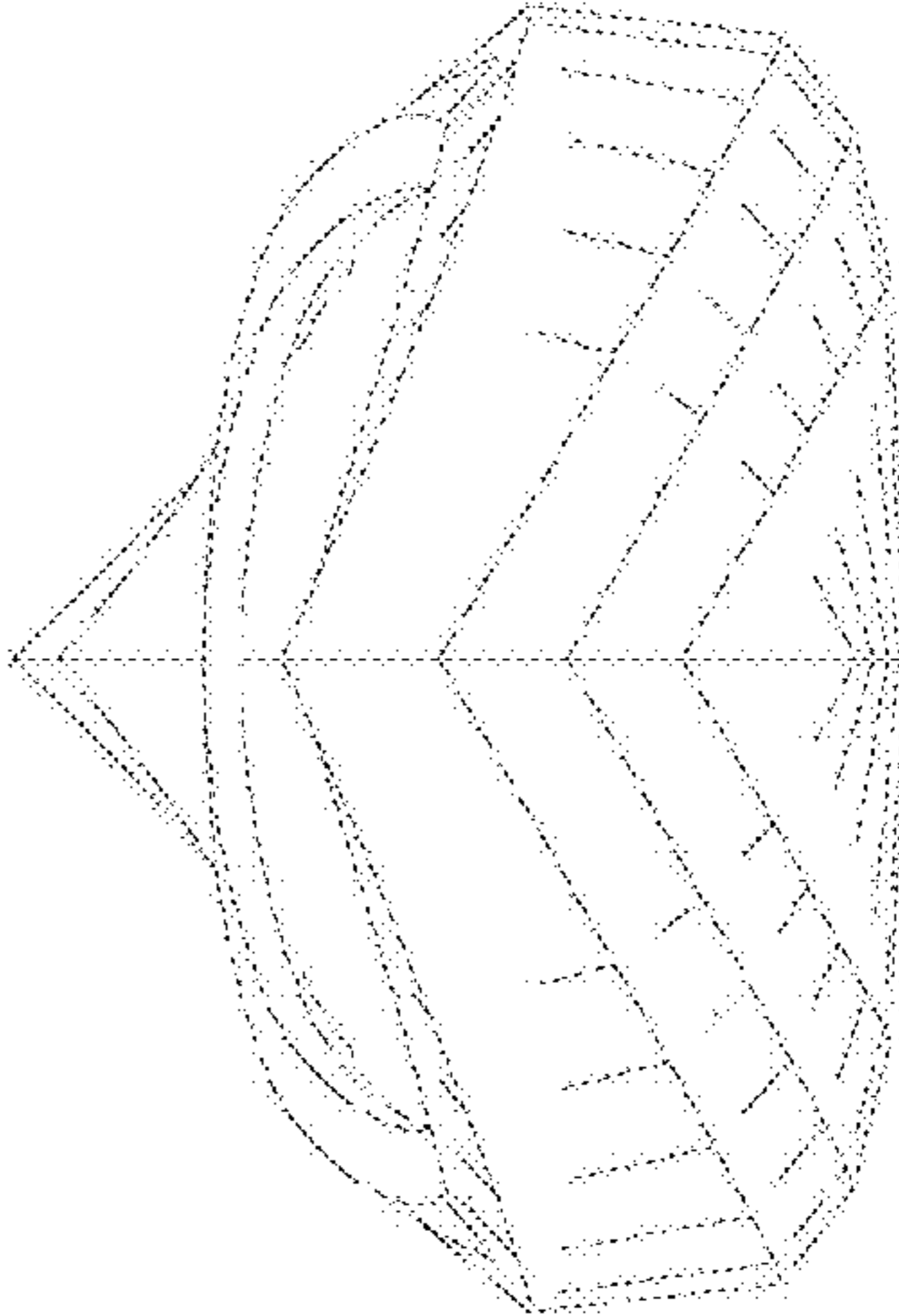


Fig. 6






Fig. 8

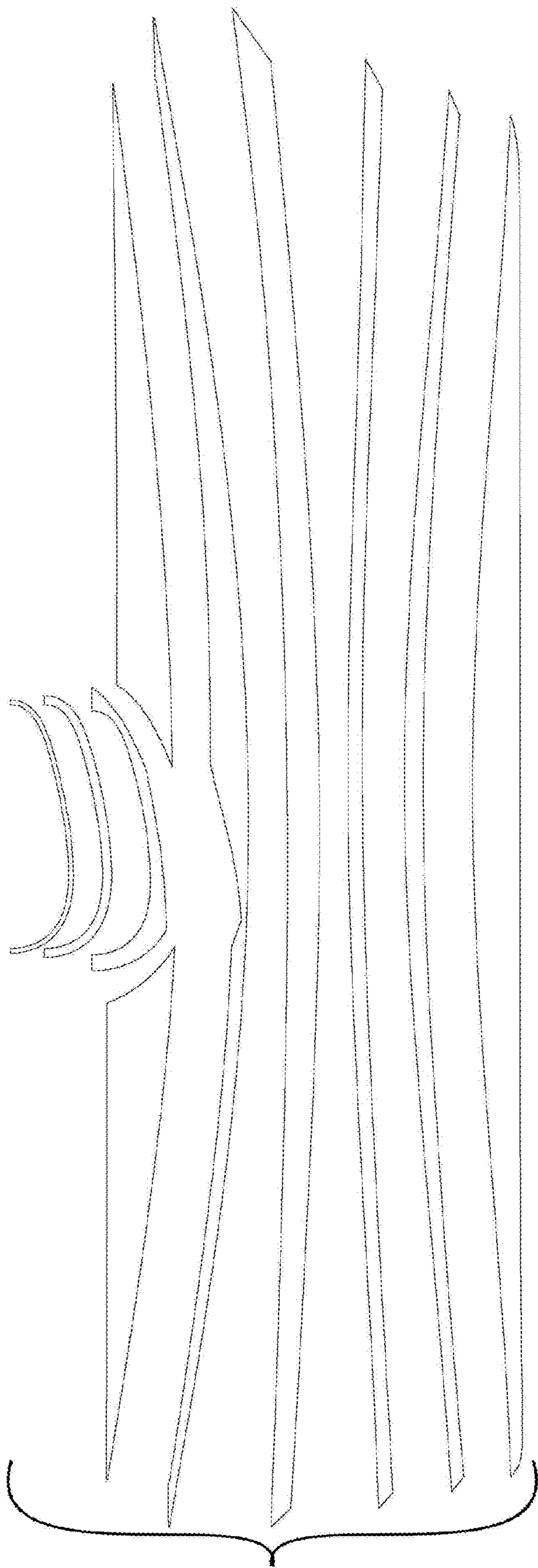


Fig. 7