



US00D723997S

(12) **United States Design Patent**
Foreman

(10) **Patent No.:** **US D723,997 S**
(45) **Date of Patent:** **** Mar. 10, 2015**

(54) **BOAT PROPELLER**

(56) **References Cited**

(71) Applicant: **Arkmos Engineering, LLC**, West Jordan, UT (US)

U.S. PATENT DOCUMENTS

(72) Inventor: **Glenn D. Foreman**, West Jordan, UT (US)

1,481,826	A *	1/1924	Brown	446/37
1,524,857	A *	2/1925	Ole	440/51
2,528,609	A *	11/1950	Rouse	416/131
2,642,730	A *	6/1953	Snyder	464/32
3,077,229	A *	2/1963	Heintzelman	416/62
3,092,186	A *	6/1963	MacLean	416/162
4,511,339	A *	4/1985	Kasschau	440/89 R
4,929,201	A *	5/1990	Pitt	440/50
D321,165	S *	10/1991	Habe	D12/214
6,352,408	B1 *	3/2002	Kilian	416/191
2010/0008780	A1 *	1/2010	Miocevich	416/147

(73) Assignee: **Arkmos Engineering, LLC**, West Jordan, UT (US)

(**) Term: **14 Years**

* cited by examiner

(21) Appl. No.: **29/456,380**

Primary Examiner — Martie K Holtje

(22) Filed: **May 30, 2013**

(74) *Attorney, Agent, or Firm* — Thorpe North & Western LLP

(51) **LOC (10) Cl.** **12-16**

(52) **U.S. Cl.**
USPC **D12/214**

(57) **CLAIM**

The ornamental design for a boat propeller, as shown and described.

(58) **Field of Classification Search**

CPC B63H 1/00; B63H 1/02; B63H 1/04; B63H 1/12; B63H 1/14; B63H 1/26; B63H 1/265; B63H 3/00; B63H 3/002; B63H 3/02; B63H 3/08; B63H 3/082; B63H 3/12; B63H 5/07; B63H 20/00

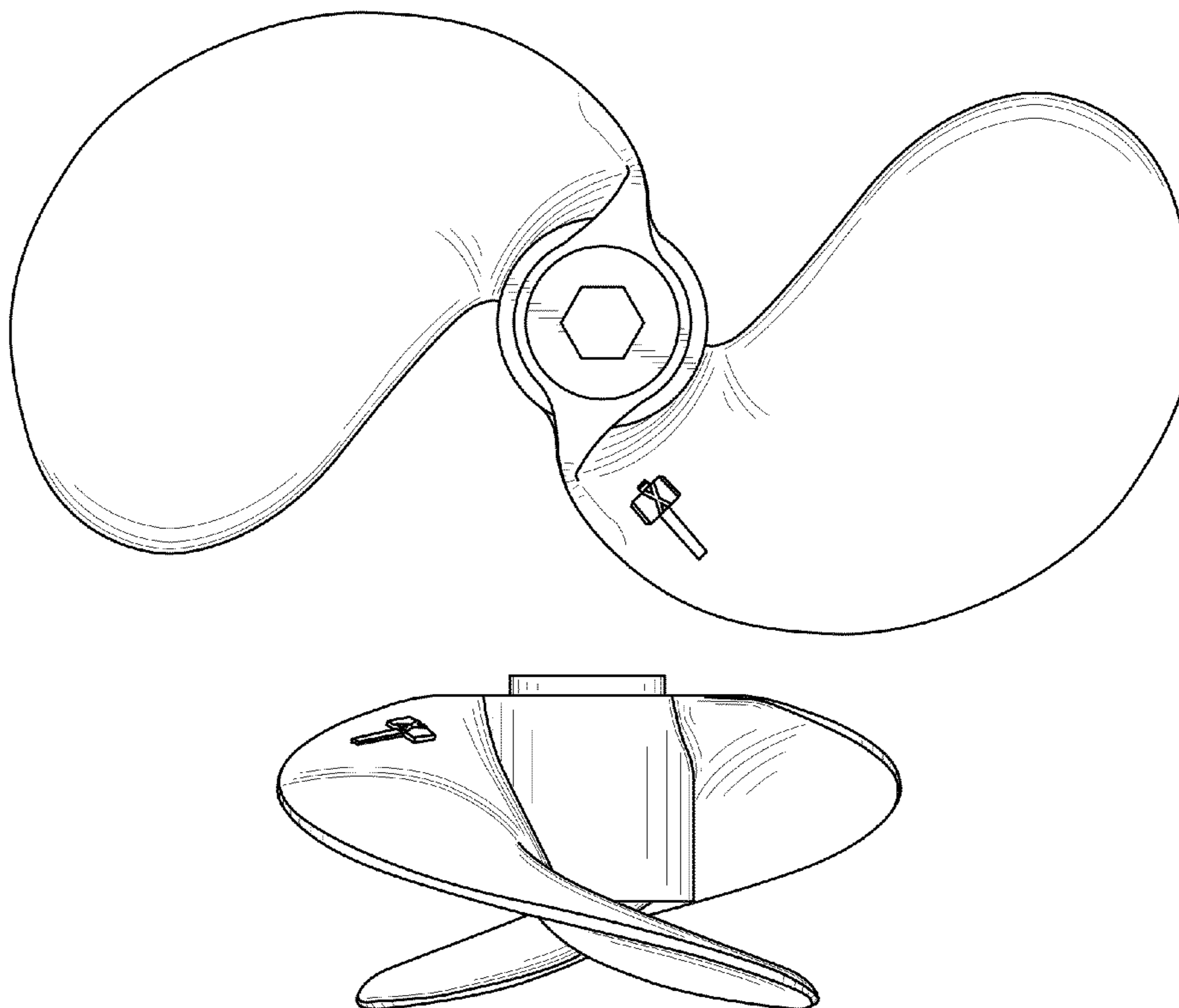
DESCRIPTION

USPC D12/214, 300, 317; D23/379, 411, 413; D15/4, 5; 416/62, 131, 147, 162, 176, 416/191, 198 R, 200 R, 223 R, 228, 235; 440/49, 50, 51, 59, 66, 71, 79, 80, 81, 440/89 R; 464/32; 114/57; 29/889, 889.6

FIG. 1 is a rear elevational view of a boat propeller showing my new design;
FIG. 2 is a front elevational view thereof;
FIG. 3 is a top plan view, the bottom plan view being a mirror image thereof;
FIG. 4 is a left side elevational view thereof; and,
FIG. 5 is a right side elevational view thereof.

See application file for complete search history.

1 Claim, 2 Drawing Sheets



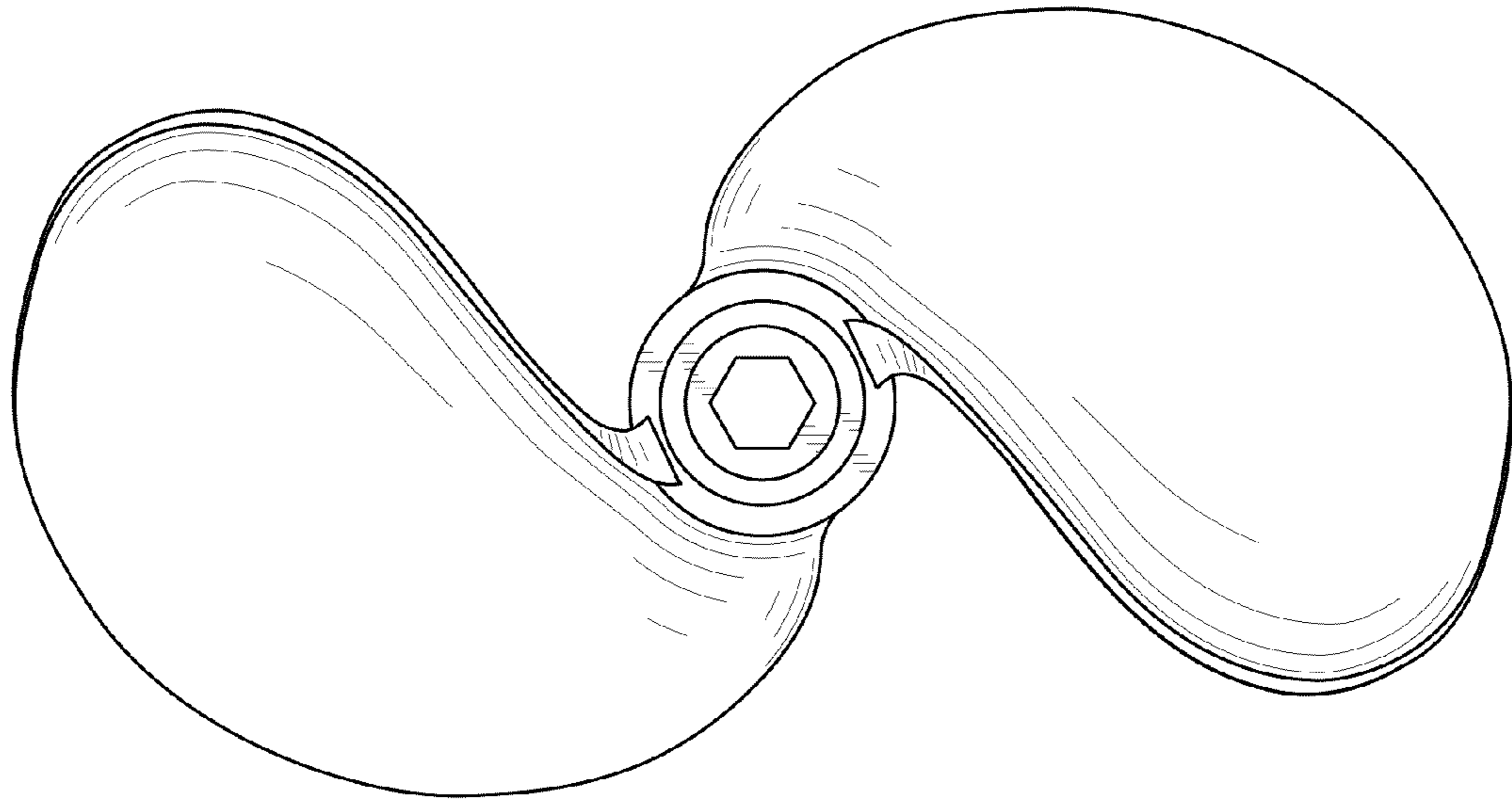


FIG. 1

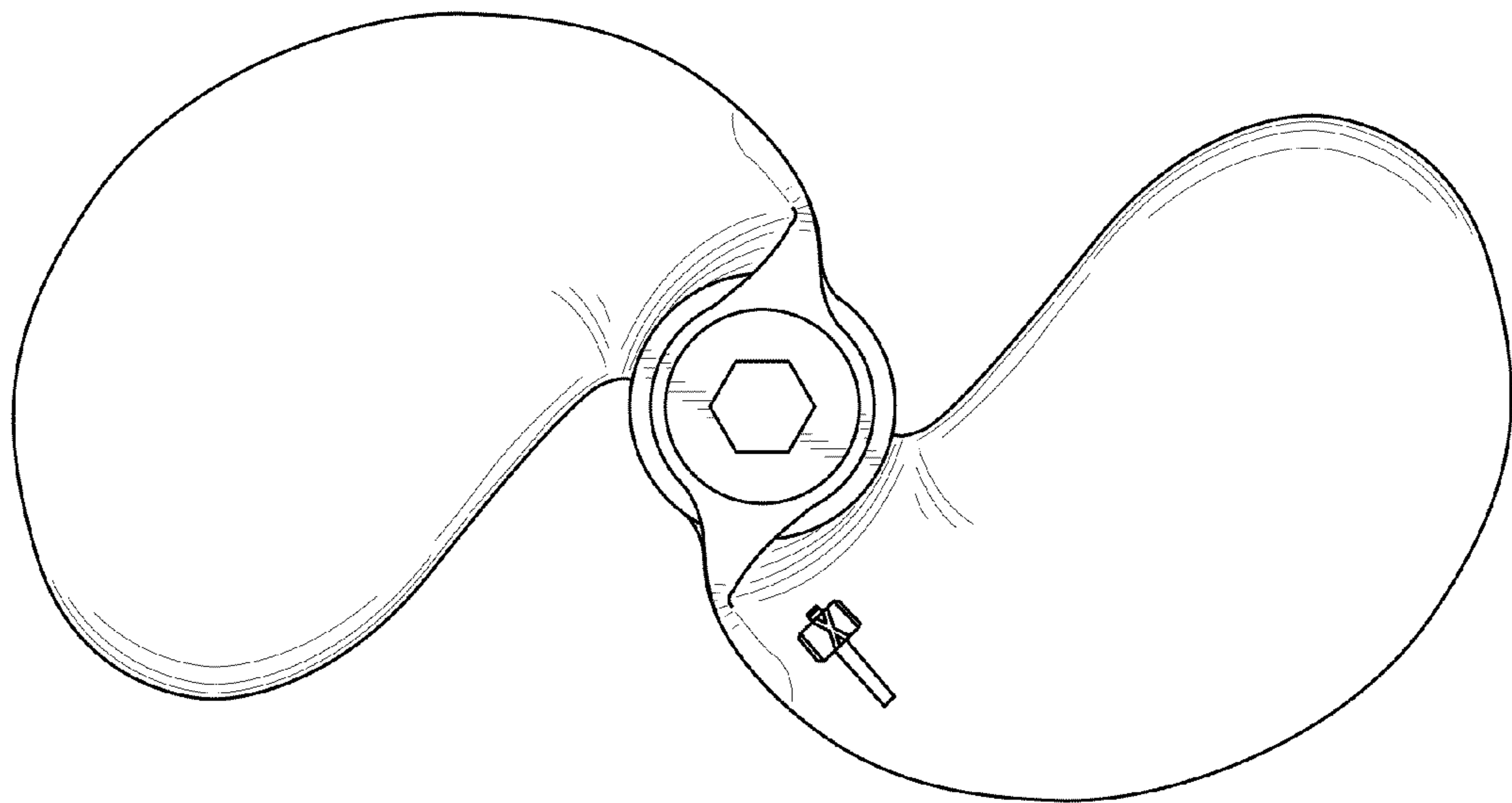


FIG. 2

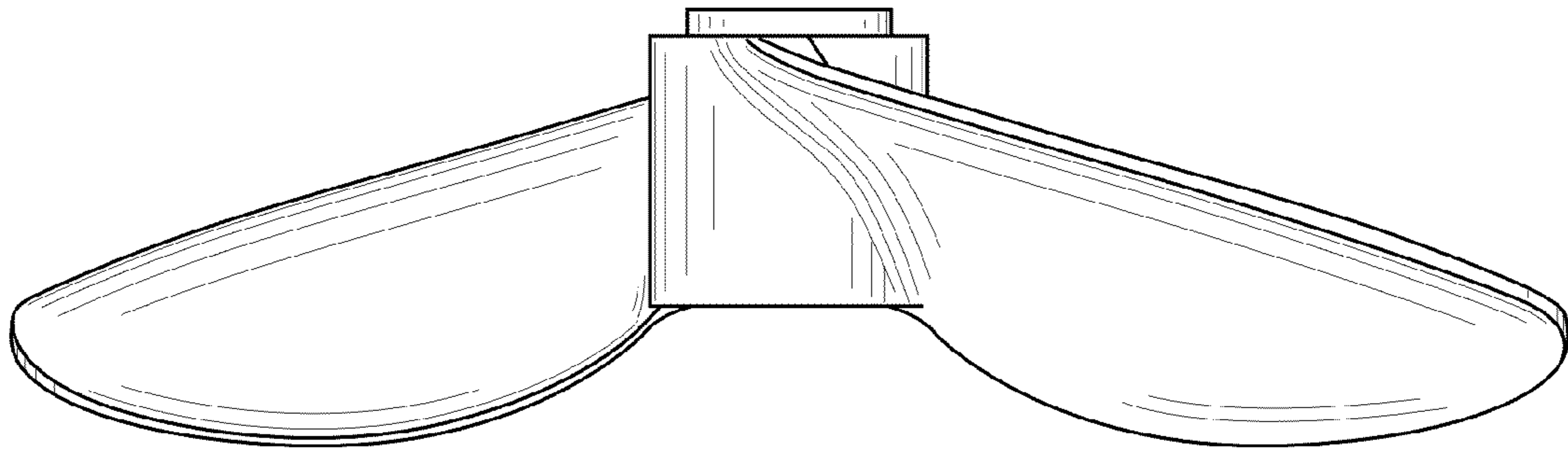


FIG. 3

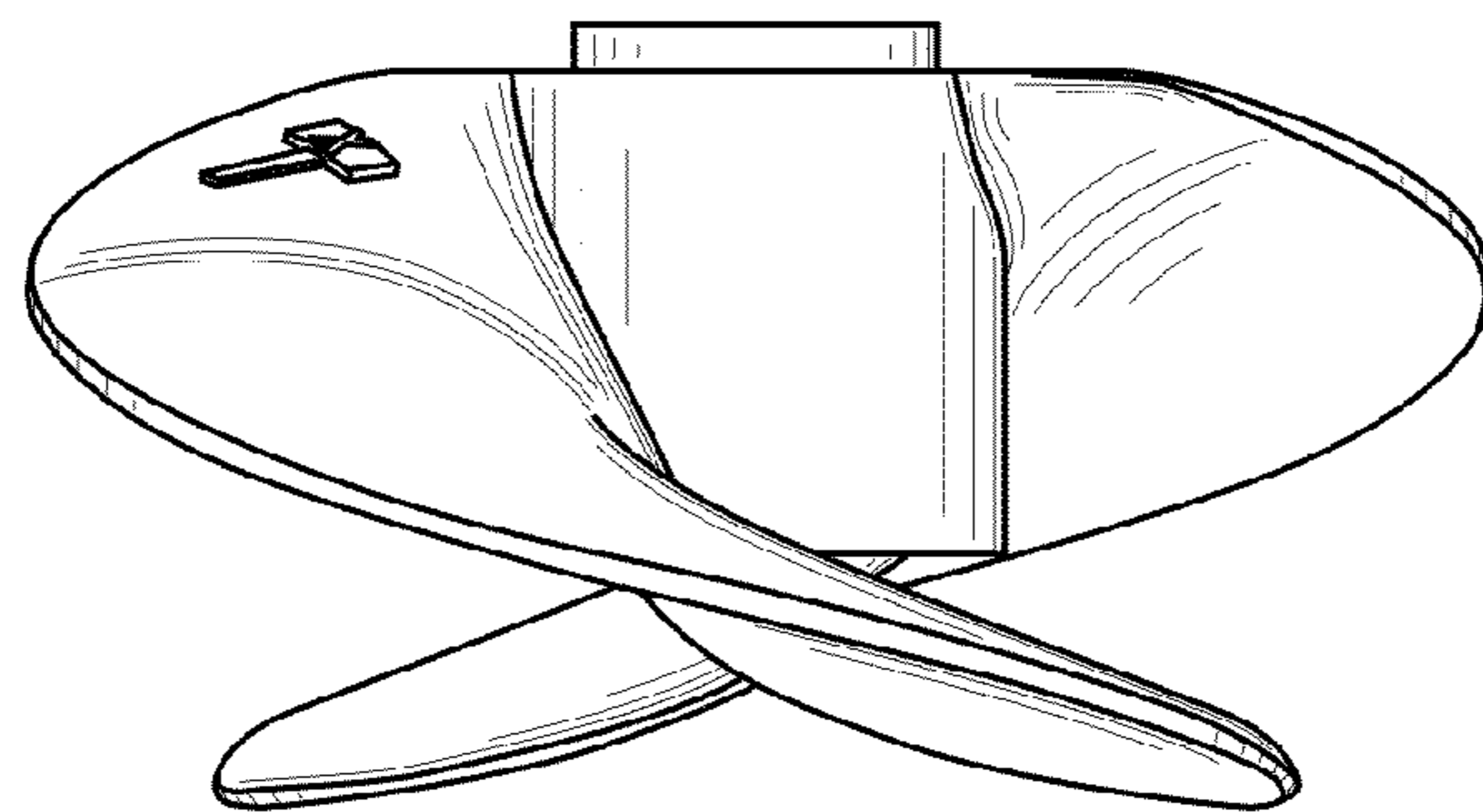


FIG. 4

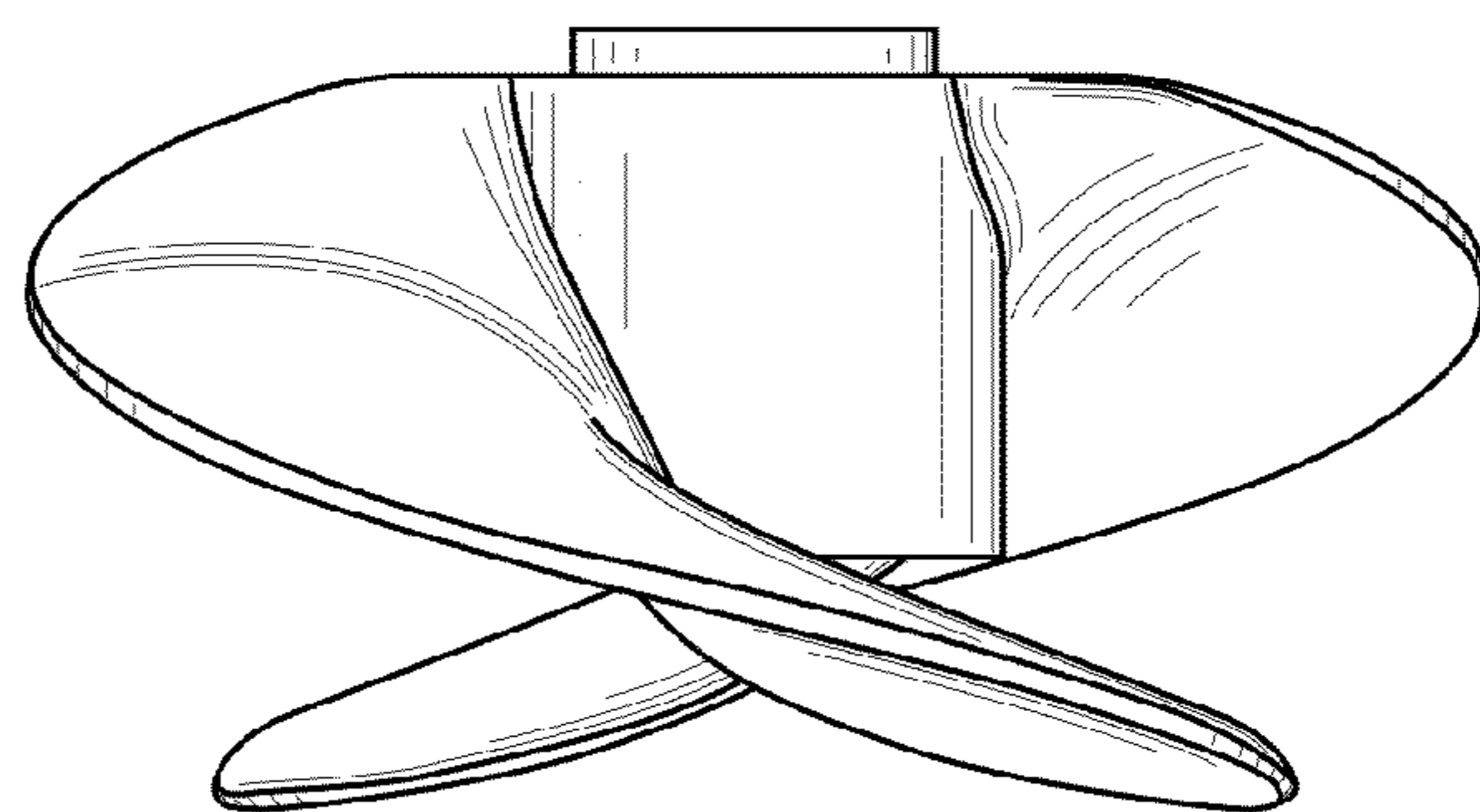


FIG. 5