



US00D723982S

(12) **United States Design Patent**  
**Futschik et al.**

(10) **Patent No.:** **US D723,982 S**  
(45) **Date of Patent:** **\*\* Mar. 10, 2015**

(54) **REAR PORTION OF A VEHICLE, TOY,  
AND/OR REPLICAS THEREOF**

D664,482 S \* 7/2012 Futschik et al. .... D12/164  
D702,156 S \* 4/2014 Futschik et al. .... D12/164  
D703,113 S \* 4/2014 Futschik et al. .... D12/164  
D711,791 S \* 8/2014 Futschik et al. .... D12/164

(71) Applicant: **Daimler AG**, Stuttgart (DE)

\* cited by examiner

(72) Inventors: **Hans-Dieter Futschik**, Gechingen (DE);  
**Robert Lesnik**, Leonberg (DE); **Gorden  
Wagener**, Gaeufelden (DE)

*Primary Examiner* — Melody Brown

(74) *Attorney, Agent, or Firm* — Crowell & Moring LLP

(73) Assignee: **Daimler AG**, Stuttgart (DE)

(57) **CLAIM**

The ornamental design for a rear portion of a vehicle, toy,  
and/or replicas thereof, as shown and described.

(\*\*) Term: **14 Years**

**DESCRIPTION**

(21) Appl. No.: **29/454,726**

This application contains subject matter related to the follow-  
ing co-pending U.S. design patent applications:

(22) Filed: **May 14, 2013**

Application Ser. No. 29/419,073, filed Apr. 25, 2012 and  
entitled "Vehicle, Toy, and/or Replicas Thereof;"

(30) **Foreign Application Priority Data**

Nov. 15, 2012 (WO) ..... DM/079 560

Application Ser. No. 29/419,076, filed Apr. 25, 2012 and  
entitled "Rear Portion of a Vehicle, Toy, and/or Replicas  
Thereof;" and

(51) **LOC (10) Cl.** ..... **12-16**

(52) **U.S. Cl.**  
USPC ..... **D12/164**

Application Ser. No. 29/419,078, filed Apr. 25, 2012 and  
entitled "Rear Portion of a Vehicle, Toy, and/or Replicas  
Thereof."

(58) **Field of Classification Search**  
USPC ..... D12/86, 90-92, 88, 164; D21/424, 433,  
D21/434; 296/181.1, 181.5  
See application file for complete search history.

FIG. 1 is a left, rear perspective view of a rear portion of a  
vehicle, toy, and/or replicas thereof according to the design;  
FIG. 2 is a rear view thereof;  
FIG. 3 is a right side view thereof; and,  
FIG. 4 is a left side view thereof.


(56) **References Cited**

**U.S. PATENT DOCUMENTS**

The broken lines are for illustrative purposes only and form  
no part of the claimed design.

D560,556 S \* 1/2008 Pfeiffer ..... D12/92  
D634,677 S \* 3/2011 Futschik et al. .... D12/164

**1 Claim, 3 Drawing Sheets**



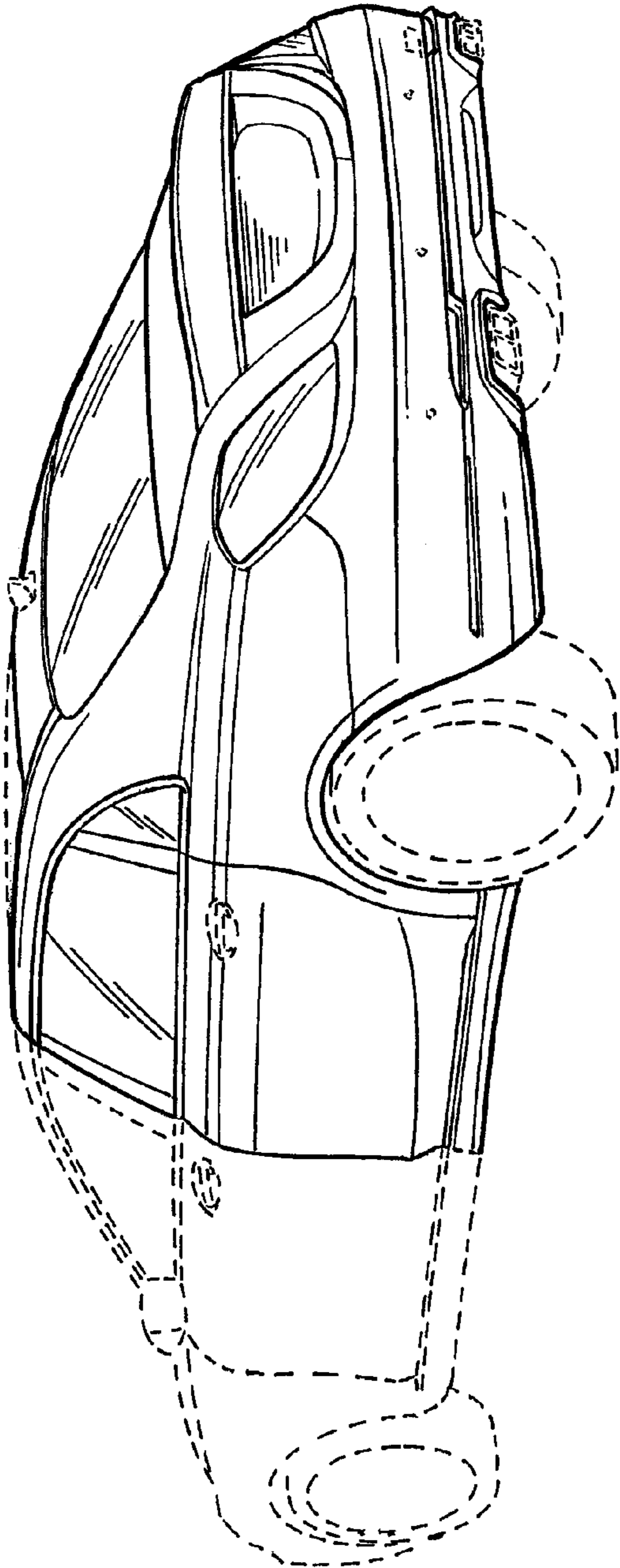


FIG. 1

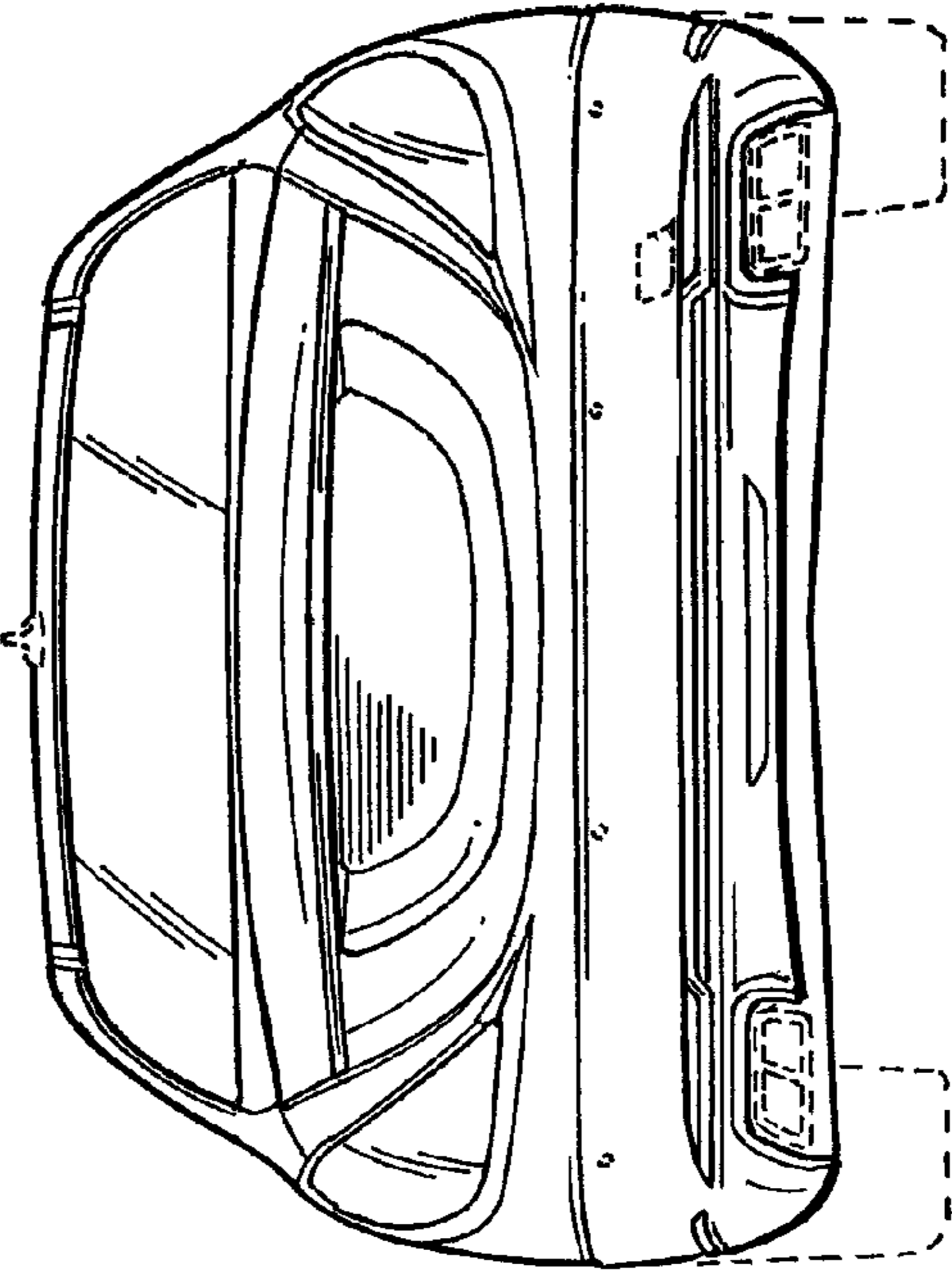


FIG. 2

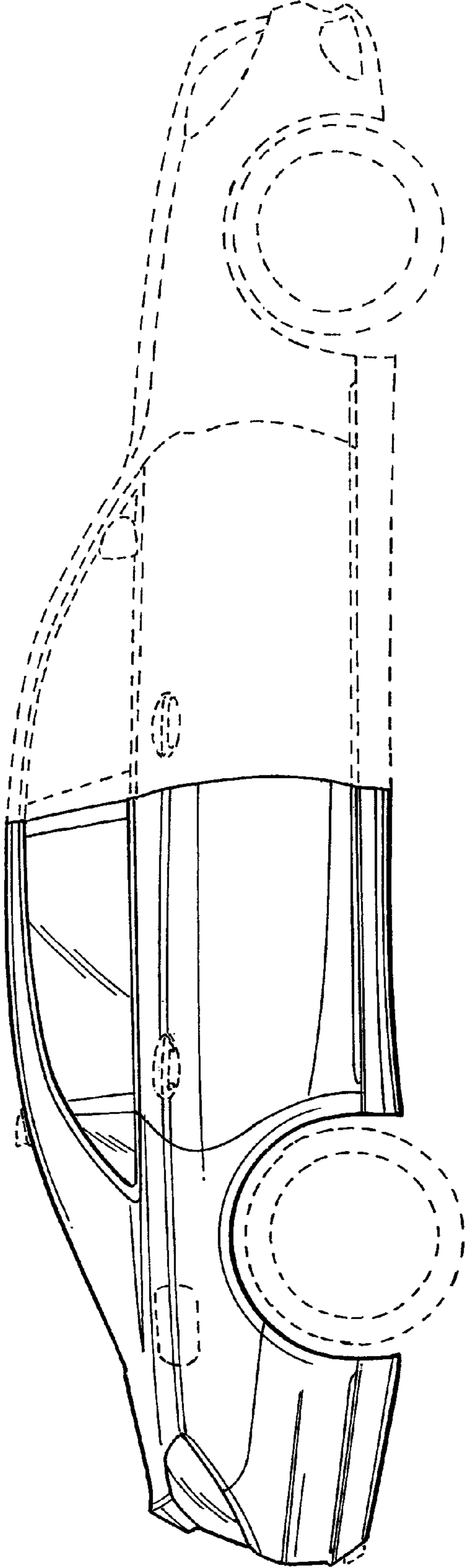


FIG. 3

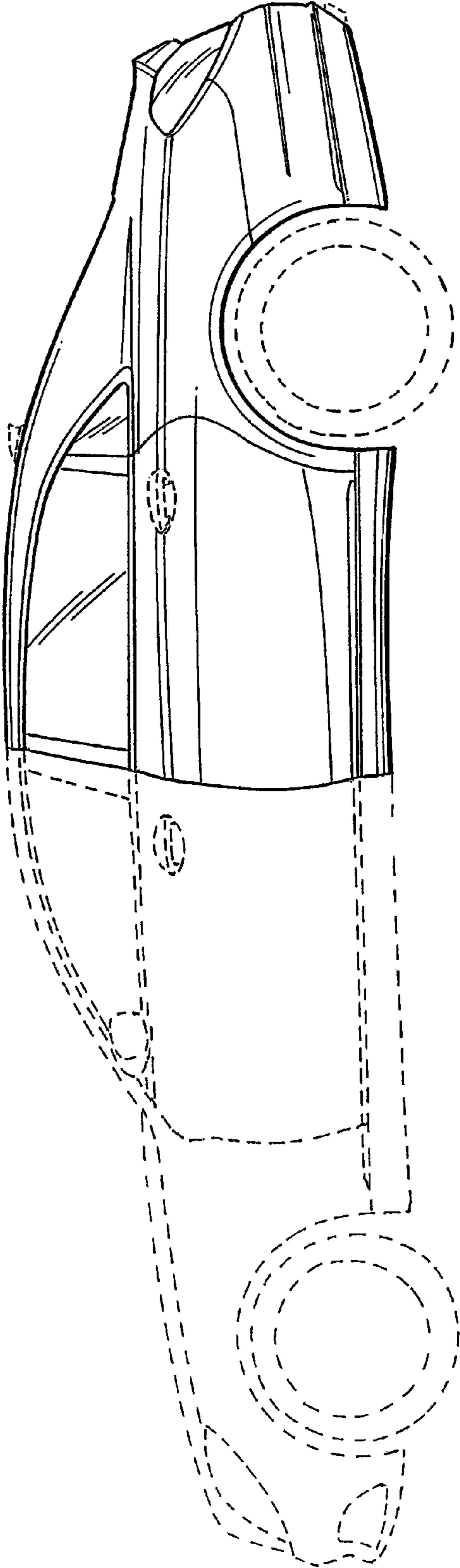


FIG. 4