



US00D723971S

(12) **United States Design Patent**
Akbari et al.

(10) **Patent No.:** **US D723,971 S**

(45) **Date of Patent:** **** Mar. 10, 2015**

(54) **JEWEL DESIGN**

(71) Applicants: **Haresh Akbari**, New York, NY (US);
Mihir Bhansali, New York, NY (US)

(72) Inventors: **Haresh Akbari**, New York, NY (US);
Mihir Bhansali, New York, NY (US)

(73) Assignee: **Firestar Diamond, Inc.**, New York, NY (US)

(**) Term: **14 Years**

(21) Appl. No.: **29/496,572**

(22) Filed: **Jul. 15, 2014**

(51) **LOC (10) Cl.** **11-01**

(52) **U.S. Cl.**
USPC **D11/90**

(58) **Field of Classification Search**
CPC A44C 17/00; A44C 17/01
USPC D11/1-2, 26-29, 89-92; 63/26-28, 32
See application file for complete search history.

(56) **References Cited**

U.S. PATENT DOCUMENTS

D431,492 S	*	10/2000	Wagemans	D11/90
D504,347 S	*	4/2005	Yuan	D11/90
D504,636 S	*	5/2005	Voorn	D11/90
D511,474 S	*	11/2005	Voorn	D11/90
D511,709 S	*	11/2005	Mehta	D11/90
D511,991 S	*	11/2005	Voorn	D11/90
D512,934 S	*	12/2005	Voorn	D11/90
D513,393 S	*	1/2006	Voorn	D11/90

D514,013 S	*	1/2006	Voorn	D11/90
D528,458 S	*	9/2006	Voorn	D11/90
D565,993 S	*	4/2008	Voorn	D11/90
D569,296 S	*	5/2008	Voorn	D11/90
D685,671 S	*	7/2013	Akbari	D11/90
D697,830 S	*	1/2014	Akbari	D11/90
D698,276 S	*	1/2014	Webb et al.	D11/90

OTHER PUBLICATIONS

U.S. Appl. No. 29/427,067, filed Jul. 13, 2012, Akbari.
U.S. Appl. No. 29/448,205, filed Mar. 11, 2013, Akbari.
U.S. Appl. No. 29/437,759, filed Nov. 20, 2012, Akbari.

* cited by examiner

Primary Examiner — Ralf Seifert

(74) *Attorney, Agent, or Firm* — Andrew F. Young, Esq.;
Lackebach Siegel, LLP



(57) **CLAIM**

The ornamental design for a jewel design, as shown and described.

DESCRIPTION

FIG. 1 is a front perspective view of the present invention.
FIG. 2 is a top plan view of FIG. 1.
FIG. 3 is a front elevation view of FIG. 1, the rear elevation view being a mirror image thereof for symmetry.
FIG. 4 is a left side elevation view of FIG. 1, the right side elevation view being a mirror image thereof for symmetry; and,
FIG. 5 is a bottom plan view of FIG. 1.
The surfaces are lightly lined for contour only.

1 Claim, 5 Drawing Sheets



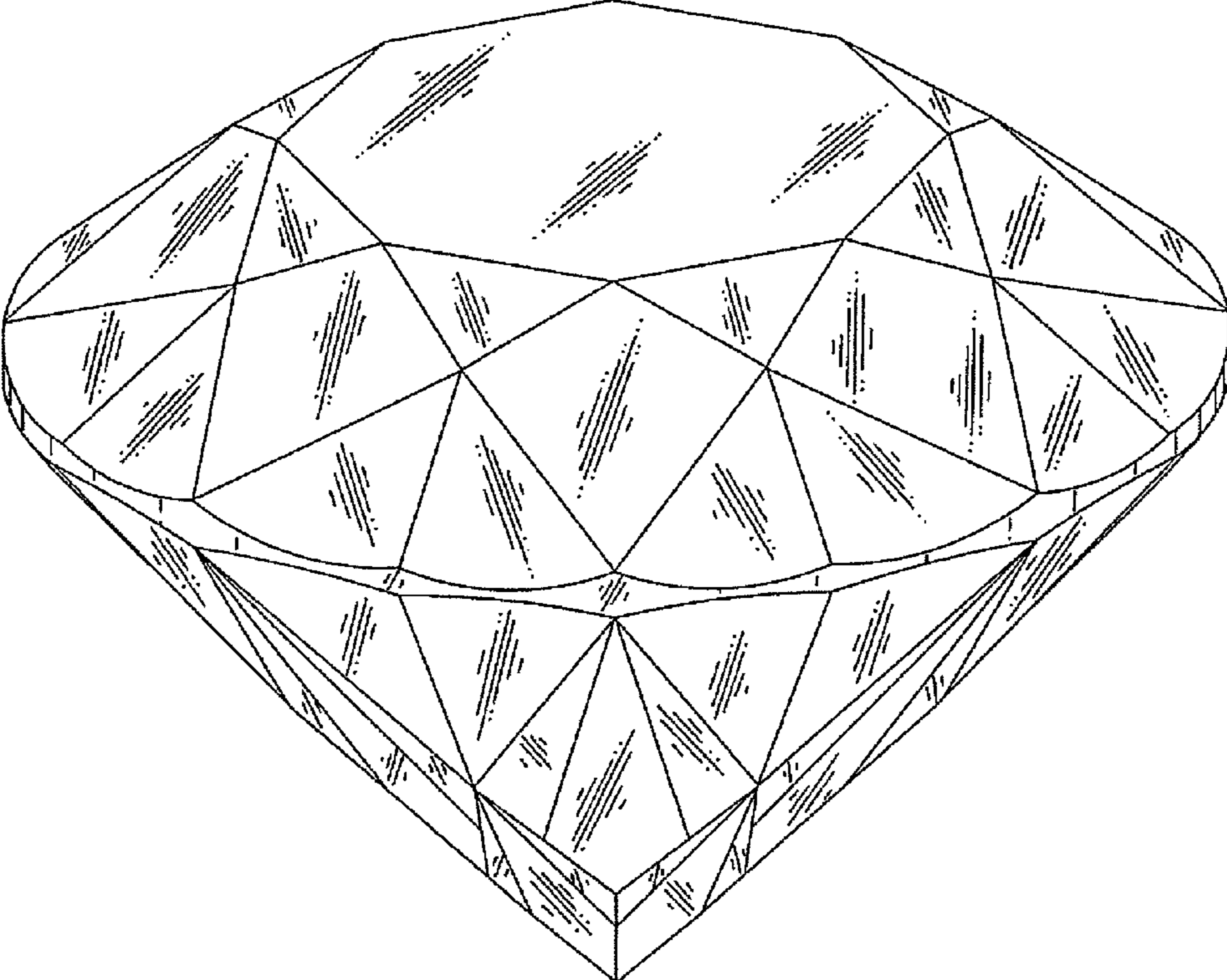


FIG. 1




FIG. 2




FIG. 3




FIG. 4




FIG. 5