



US00D723969S

(12) **United States Design Patent**  
**Mortimer**

(10) **Patent No.:** **US D723,969 S**  
(45) **Date of Patent:** **\*\* Mar. 10, 2015**

(54) **JEWELRY PENDANT**  
(71) Applicant: **Cedar Fort, Inc.**, Springville, UT (US)  
(72) Inventor: **Lyle V. Mortimer**, Springville, UT (US)  
(73) Assignee: **Cedar Fort, Inc.**, Springville, UT (US)

3,589,322 A \* 6/1971 Hirokawa ..... 112/401  
D276,984 S \* 1/1985 Jenkins ..... D11/125  
D299,579 S \* 1/1989 Jones ..... D99/27  
D433,648 S \* 11/2000 Wong ..... D11/81  
D543,130 S \* 5/2007 Allin ..... D11/79  
D652,755 S \* 1/2012 Romero et al. .... D11/1

(\*\*) Term: **14 Years**

\* cited by examiner

(21) Appl. No.: **29/496,741**

*Primary Examiner* — Garth Rademaker

*Assistant Examiner* — Melanie Pellegrini

(22) Filed: **Jul. 16, 2014**

(74) *Attorney, Agent, or Firm* — Workman Nydegger

(51) **LOC (10) Cl.** ..... **11-01**

(57) **CLAIM**

(52) **U.S. Cl.**  
USPC ..... **D11/81; D11/70**

The ornamental design for a jewelry pendant, as shown and described.

(58) **Field of Classification Search**  
USPC ..... D11/79–86, 91, 92, 40–43, 1, 2, 7, 8,  
D11/66, 70; 63/1.11, 1.14, 1.15, 18–20,  
63/26–28, DIG. 2, 12, 13; D22/117, 118  
See application file for complete search history.

**DESCRIPTION**

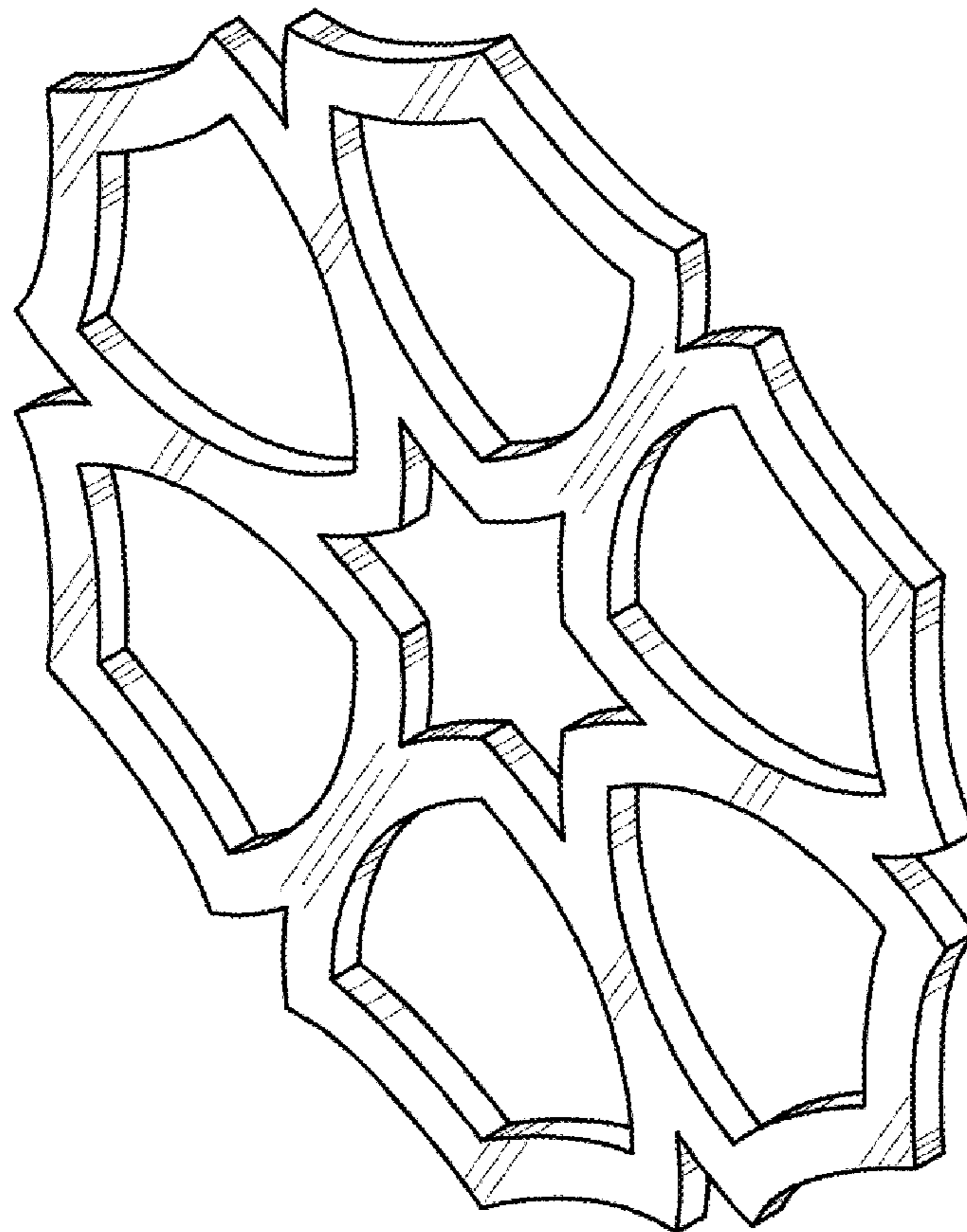
FIG. 1 is a perspective view of a jewelry pendant showing the new design;  
FIG. 2 is a front elevational view thereof, the rear elevational view being identical thereto; and,  
FIG. 3 is a right side elevational view thereof, the other five side views being identical thereto.

(56) **References Cited**

U.S. PATENT DOCUMENTS

D66,529 S \* 2/1925 Denney ..... D11/79  
D122,221 S \* 8/1940 Philippe ..... D11/74

**1 Claim, 1 Drawing Sheet**



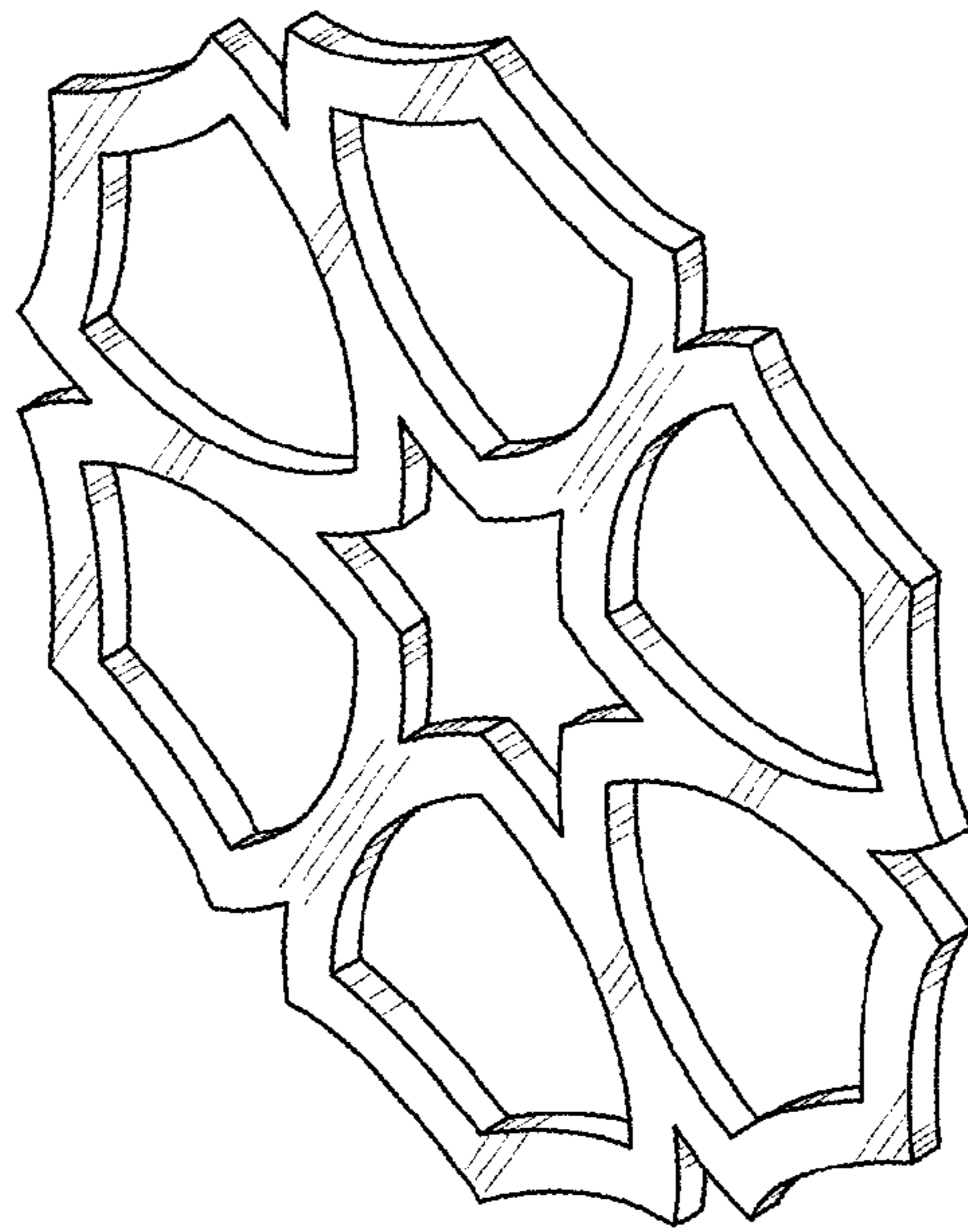


FIG. 1




FIG. 2




FIG. 3