



US00D723967S

(12) **United States Design Patent**  
**Youkhana et al.**

(10) **Patent No.:** **US D723,967 S**  
(45) **Date of Patent:** **\*\* Mar. 10, 2015**

- (54) **RIBBON CHAIN**
- (71) Applicants: **Michelle Youkhana**, Chicago, IL (US);  
**Shane Youkhana**, Chicago, IL (US)
- (72) Inventors: **Michelle Youkhana**, Chicago, IL (US);  
**Shane Youkhana**, Chicago, IL (US)
- (73) Assignee: **The Shayna Youkhana Irrevocable Trust**, Chicago
- (\*\*) Term: **14 Years**
- (21) Appl. No.: **29/452,673**
- (22) Filed: **Apr. 19, 2013**
- (51) **LOC (10) Cl.** ..... **11-01**
- (52) **U.S. Cl.**  
USPC ..... **D11/14; D11/66**
- (58) **Field of Classification Search**  
USPC ..... D11/1-25, 26, 30, 47, 48, 66, 69, 74,  
D11/75, 77, 78, 79, 81, 93; 63/1.11, 3, 3.1,  
63/3.2, 4, 5.1, 38  
See application file for complete search history.

- D639,700 S \* 6/2011 Adams et al. .... D11/95
- D646,949 S \* 10/2011 Zaksenberg ..... D8/103
- D653,150 S \* 1/2012 Croak ..... D11/6
- D666,938 S \* 9/2012 Dunn ..... D11/184
- D687,737 S \* 8/2013 Japel ..... D11/96
- D714,674 S \* 10/2014 Rosenberg-Pineau ..... D11/79
- D716,516 S \* 11/2014 Kemper ..... D1/106

**OTHER PUBLICATIONS**

- [Online] [http://s1.hubimg.com/u/5685354\\_f260.jpg](http://s1.hubimg.com/u/5685354_f260.jpg). Retrieved Dec. 9, 2014.\*
- [Online] <http://c139491.r91.cf0.rackcdn.com/photos/ec6b7f1eee0ce1d530f4/medium.jpg?1319404027>. Retrieved Dec. 9, 2014.\*
- [Online] <http://countryhomemade.com/images/pink%20ribbon%20mag%20bracelet.jpg>. Retrieved Dec. 9, 2014.\*

\* cited by examiner

*Primary Examiner* — Garth Rademaker  
*Assistant Examiner* — Melanie Pellegrini  
(74) *Attorney, Agent, or Firm* — Richards Patent Law P.C.

(57) **CLAIM**

The ornamental design for a ribbon chain, as shown and described.

**DESCRIPTION**

FIG. 1 is a front view of a ribbon chain showing our new design;  
FIG. 2 is a back view thereof;  
FIG. 3 is a right view thereof;  
FIG. 4 is a left view thereof;  
FIG. 5 is a top view thereof;  
FIG. 6 is a bottom view thereof; and,  
FIG. 7 is a front view thereof.  
Those portions of the figures that are presented in broken lines merely illustrate the environment of the design and are not part of the claimed design.

**1 Claim, 4 Drawing Sheets**

(56) **References Cited**

**U.S. PATENT DOCUMENTS**

- D129,851 S \* 10/1941 Philippe ..... D11/77
- D378,904 S \* 4/1997 Sciuto ..... D11/66
- D455,978 S \* 4/2002 Brown ..... D11/98
- D456,476 S \* 4/2002 Tate ..... D21/794
- D473,813 S \* 4/2003 Titus et al. .... D11/66
- D525,897 S \* 8/2006 Raiman ..... D11/66
- D526,886 S \* 8/2006 Kramer ..... D8/356
- D533,050 S \* 12/2006 Kelleghan ..... D8/356
- D552,009 S \* 10/2007 Jemente ..... D11/79
- D555,033 S \* 11/2007 Perkins ..... D11/120
- D561,255 S \* 2/2008 Oas ..... D19/65
- D591,634 S \* 5/2009 Gorman ..... D11/4
- D610,482 S \* 2/2010 Shaw ..... D11/81
- D624,842 S \* 10/2010 Marks ..... D11/26
- D631,384 S \* 1/2011 Papadimitriou ..... D11/43

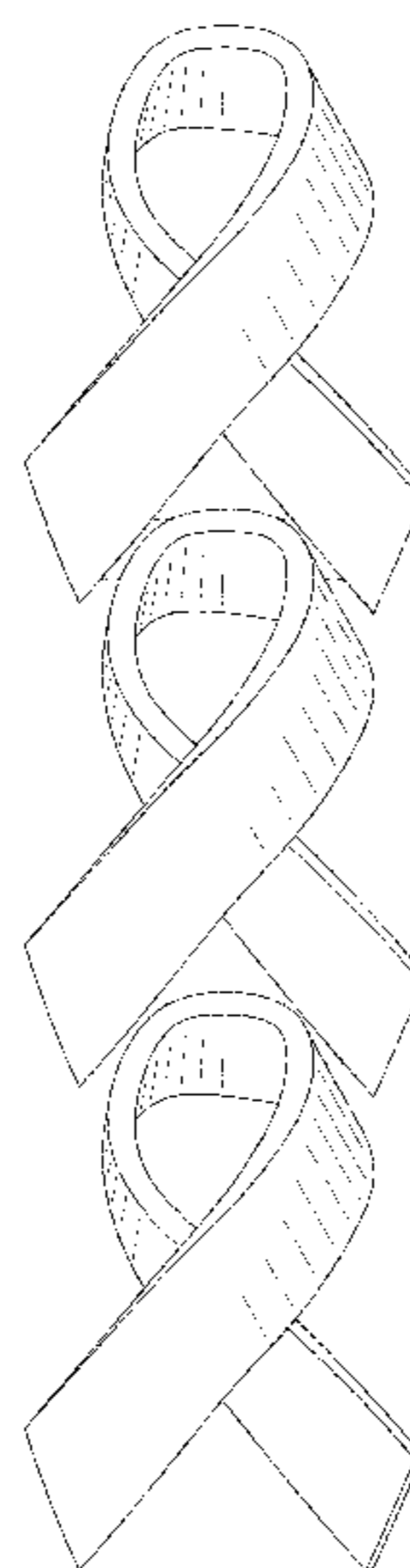


FIG. 1

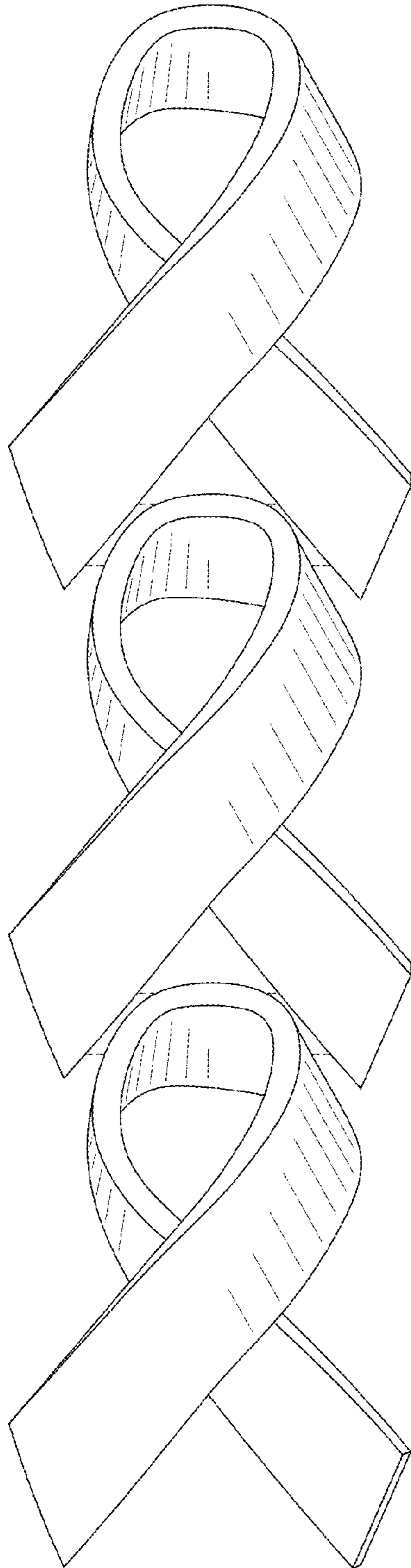


FIG. 2

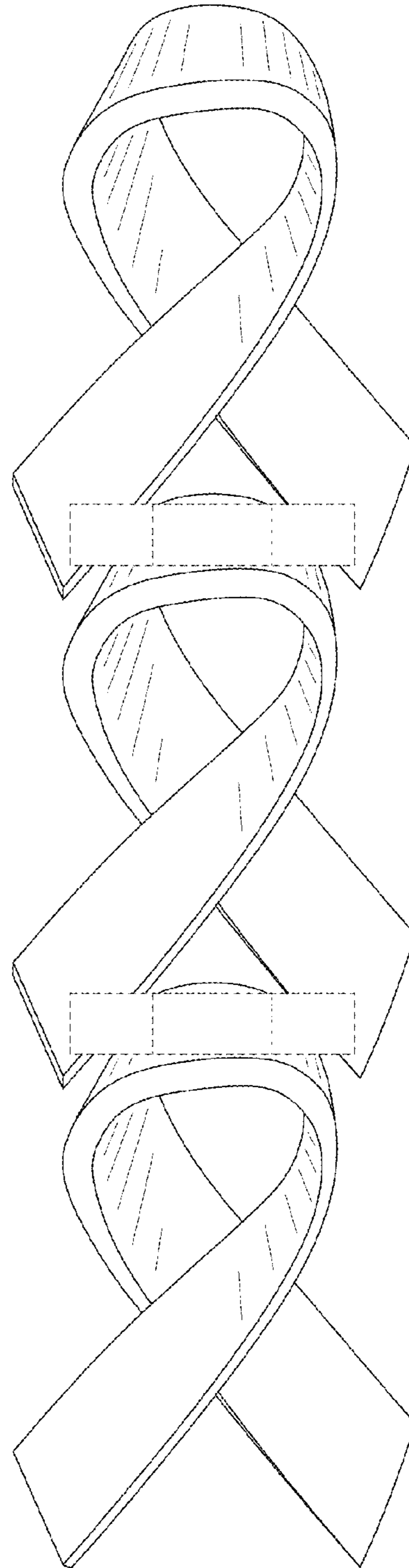


FIG. 3

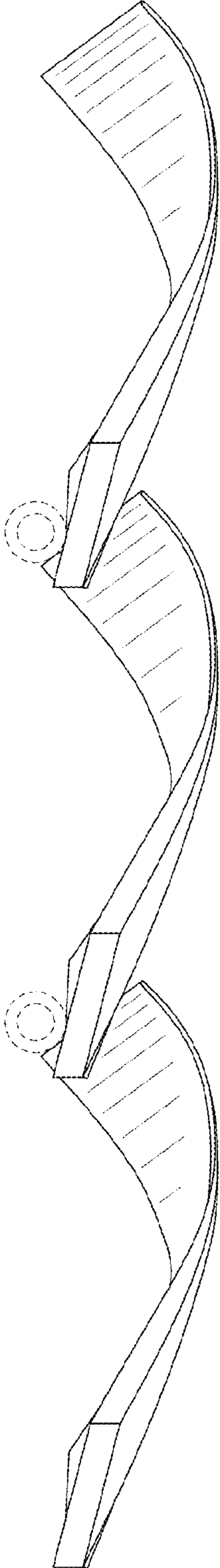


FIG. 4

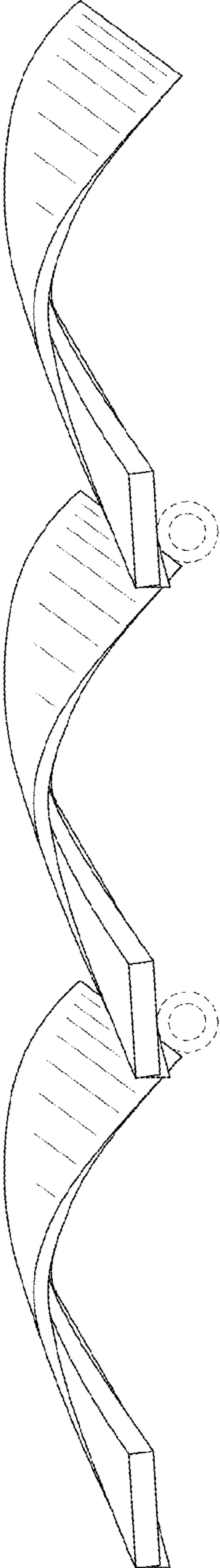


FIG. 5

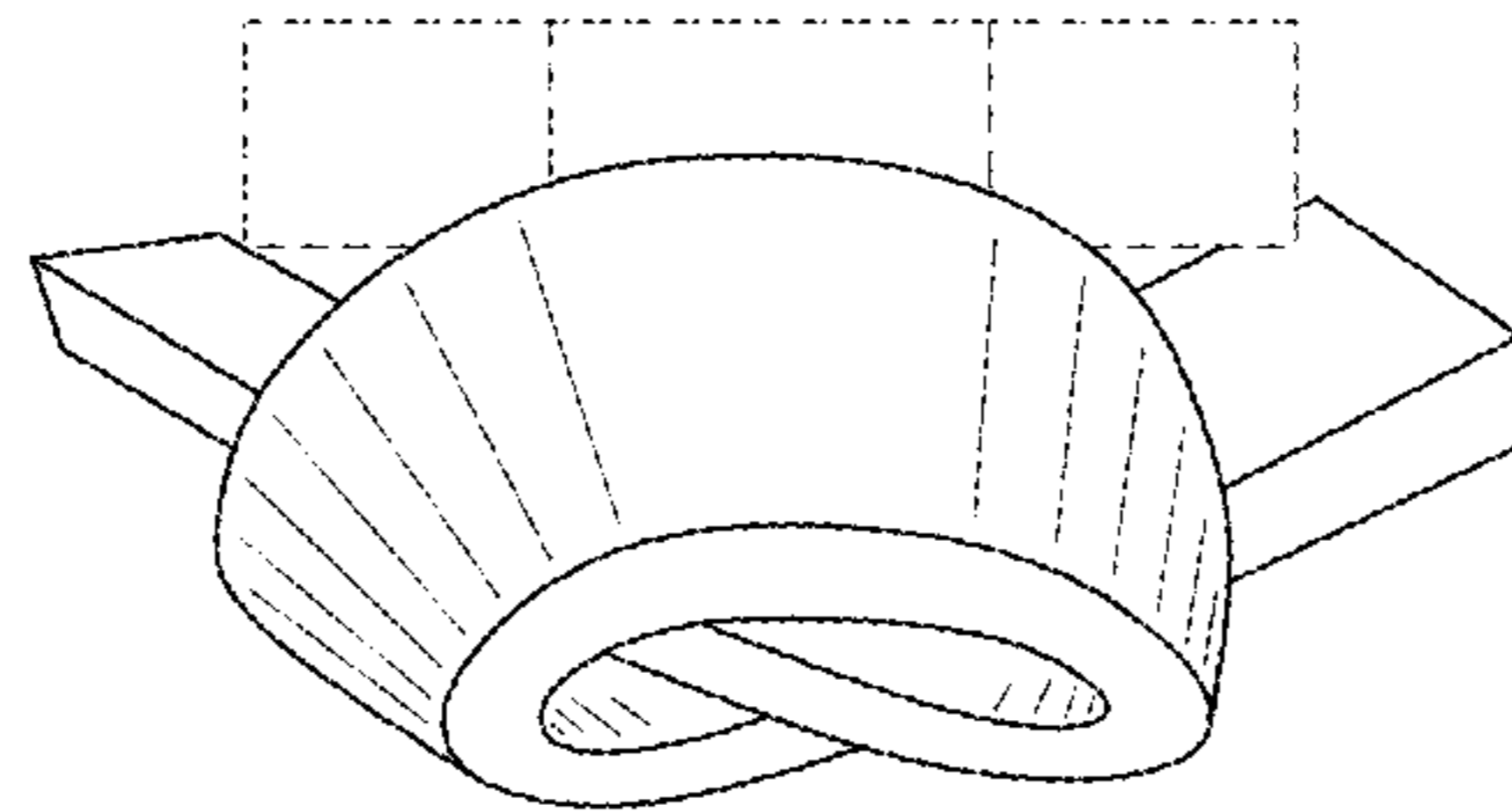


FIG. 6

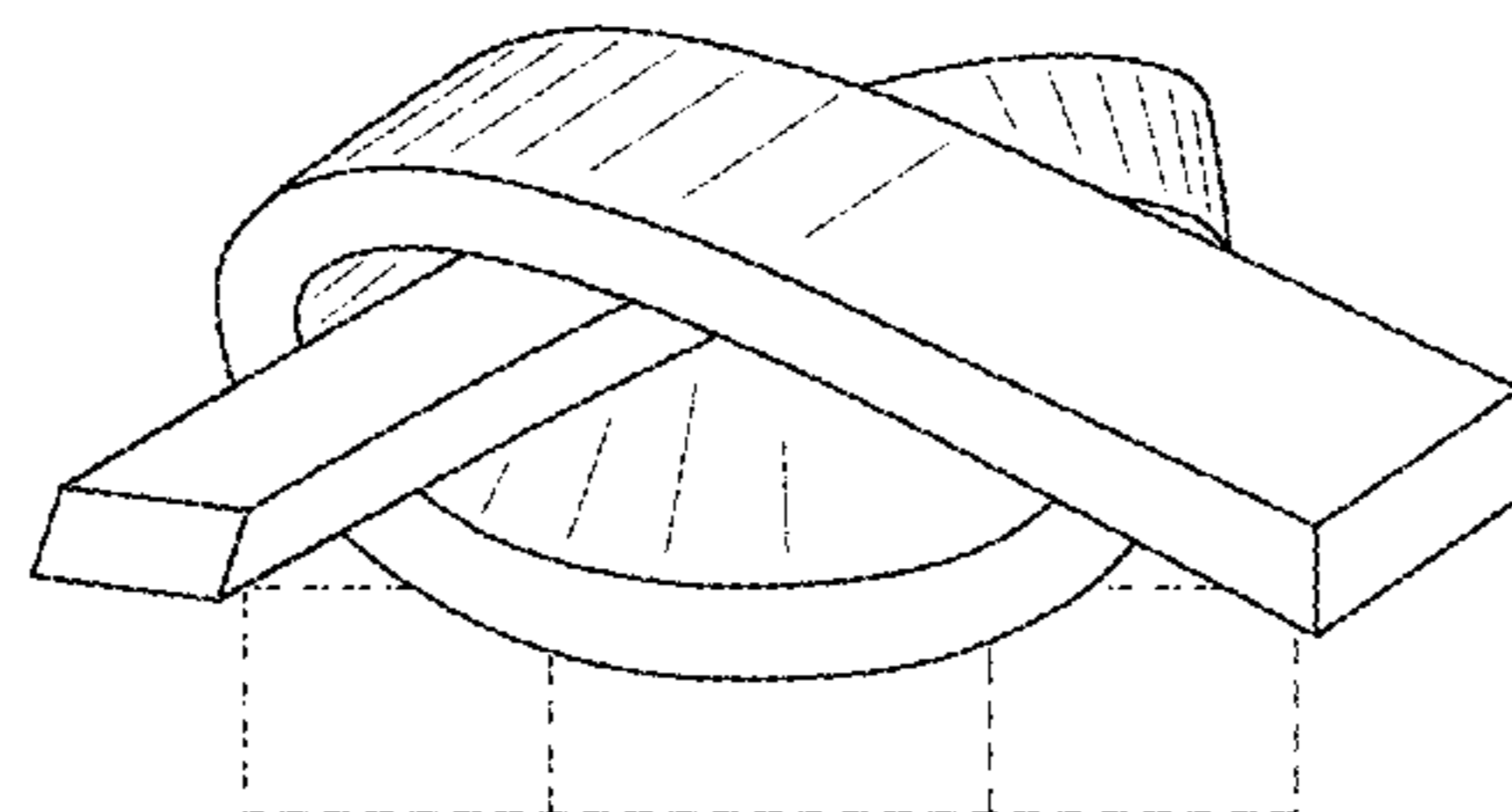


FIG. 7

