

US00D723962S

(12) **United States Design Patent**
Gueit

(10) **Patent No.:** **US D723,962 S**
(45) **Date of Patent:** **** Mar. 10, 2015**

(54) **WATCH DIAL**

(71) Applicant: **Rolex Watch U.S.A., Inc.**, New York, NY (US)

(72) Inventor: **Emmanuel Gueit**, Geneva (CH)

(73) Assignee: **Rolex Watch U.S.A., Inc.**, New York, NY (US)

(**) Term: **14 Years**

(21) Appl. No.: **29/486,096**

(22) Filed: **Mar. 26, 2014**

(30) **Foreign Application Priority Data**

Dec. 20, 2013 (CH) 140343

(51) **LOC (10) Cl.** **10-07**

(52) **U.S. Cl.**
USPC **D10/126**

(58) **Field of Classification Search**
USPC D10/30-39, 122-126; 368/223, 228, 368/232, 281, 282, 285, 28, 31-38, 16, 17, 368/18
See application file for complete search history.

(56) **References Cited**

U.S. PATENT DOCUMENTS

124,691	A *	3/1872	Maranville	368/37
239,643	A *	4/1881	Bitner	368/232
D23,464	S *	7/1894	Colby	D10/126
903,964	A *	11/1908	Ferguson	368/232
D53,110	S *	3/1919	Bliss	D10/126

D56,426	S *	10/1920	Goodrow	D10/126
D131,628	S *	3/1942	Heinmuller	D10/124
4,815,051	A *	3/1989	Schmidli	368/37
D361,725	S *	8/1995	Scheufele	D10/32
D391,174	S *	2/1998	Modolo	D10/32
D459,241	S *	6/2002	Bodino	D10/32
D460,002	S *	7/2002	Wunderman	D10/32
D469,363	S *	1/2003	Mittersinker et al.	D10/39
D473,473	S *	4/2003	Wunderman	D10/32
D517,432	S *	3/2006	Laucella	D10/39
D519,854	S *	5/2006	Modolo	D10/32
D581,825	S *	12/2008	Calvani	D10/126
D590,275	S *	4/2009	Monachon	D10/32
D607,757	S *	1/2010	Cattin	D10/39
D616,782	S *	6/2010	Chastaingt	D10/126
D634,653	S *	3/2011	Laucella	D10/39
8,009,521	B2 *	8/2011	Wu	368/228
D655,631	S *	3/2012	Ruefenacht	D10/39
D658,509	S *	5/2012	Wai Kei	D10/32
D664,879	S *	8/2012	Behling	D10/126
D693,244	S *	11/2013	Duport et al.	D10/39
D697,823	S *	1/2014	Mijatovic	D10/32
D701,134	S *	3/2014	Cerrato	D10/126

* cited by examiner

Primary Examiner — Lucy Lieberman

(74) *Attorney, Agent, or Firm* — Sughrue Mion, PLLC


(57) **CLAIM**

The ornamental design for a watch dial, as shown and described.

DESCRIPTION

FIG. 1 is a perspective view of the watch dial according to my new design; and,
FIG. 2 is a front view thereof.

1 Claim, 2 Drawing Sheets






FIG. 1




FIG. 2