



US00D723952S

(12) **United States Design Patent**
Gross et al.

(10) **Patent No.:** **US D723,952 S**
(45) **Date of Patent:** **** Mar. 10, 2015**

(54) **NON-TOUCH THERMOMETER HAVING TOUCHPOINTS**

(71) Applicants: **Irwin Gross**, Boca Raton, FL (US);
Jason Bodnick, Boca Raton, FL (US);
Eugene Canavan, Bray (IE); **David Fleming**,
Bray (IE); **Terence Kealy**, Bray (IE); **Roisin Molloy**,
Belfast (GB)

(72) Inventors: **Irwin Gross**, Boca Raton, FL (US);
Jason Bodnick, Boca Raton, FL (US);
Eugene Canavan, Bray (IE); **David Fleming**,
Bray (IE); **Terence Kealy**, Bray (IE); **Roisin Molloy**,
Belfast (GB)

(73) Assignee: **Arc Devices (NI) Limited**, Belfast, NI
(GB)

(**) Term: **14 Years**

(21) Appl. No.: **29/507,287**

(22) Filed: **Oct. 26, 2014**

(51) **LOC (10) Cl.** **10-04**

(52) **U.S. Cl.**
USPC **D10/57**

(58) **Field of Classification Search**
CPC G01J 5/00–2005/626; G01K 1/00–1/26;
G01K 3/00–2003/145; G01K 5/00–5/72;
G01K 7/00–7/427; G01K 9/00; G01K
11/00–2011/324; G01K 13/00–13/125; G01K
15/00–15/007
USPC D10/57, 58, 60
See application file for complete search history.

(56) **References Cited**

U.S. PATENT DOCUMENTS

D292,680 S *	11/1987	Chan	D10/57
D300,727 S *	4/1989	Fukushima	D10/57
D570,714 S *	6/2008	Aulwes et al.	D10/57
D689,381 S *	9/2013	Branck et al.	D10/57

* cited by examiner

Primary Examiner — Antoine D Davis

(74) *Attorney, Agent, or Firm* — Michael G. Smith, Esq.

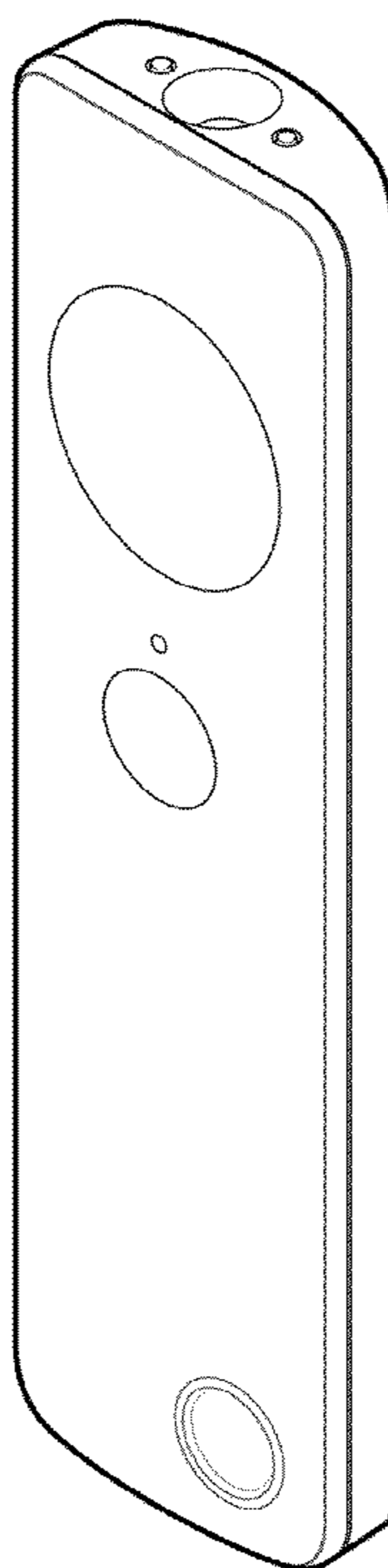
(57) **CLAIM**

The ornamental design for a non-touch thermometer having touchpoints, as shown and described.

DESCRIPTION

FIG. 1 is an isometric front and side view diagram of a non-touch thermometer having touchpoints;
FIG. 2 is a front-side view diagram of a non-touch thermometer having touchpoints, thereof;
FIG. 3 is a back-side view diagram of a non-touch thermometer having touchpoints, thereof;
FIG. 4 is a right-side view diagram of a non-touch thermometer having touchpoints, thereof;
FIG. 5 is a left-side view diagram of a non-touch thermometer having touchpoints, thereof;
FIG. 6 is a top-side view diagram of a non-touch thermometer having touchpoints, thereof; and,
FIG. 7 is a bottom-side view diagram of a non-touch thermometer having touchpoints, thereof.

1 Claim, 7 Drawing Sheets



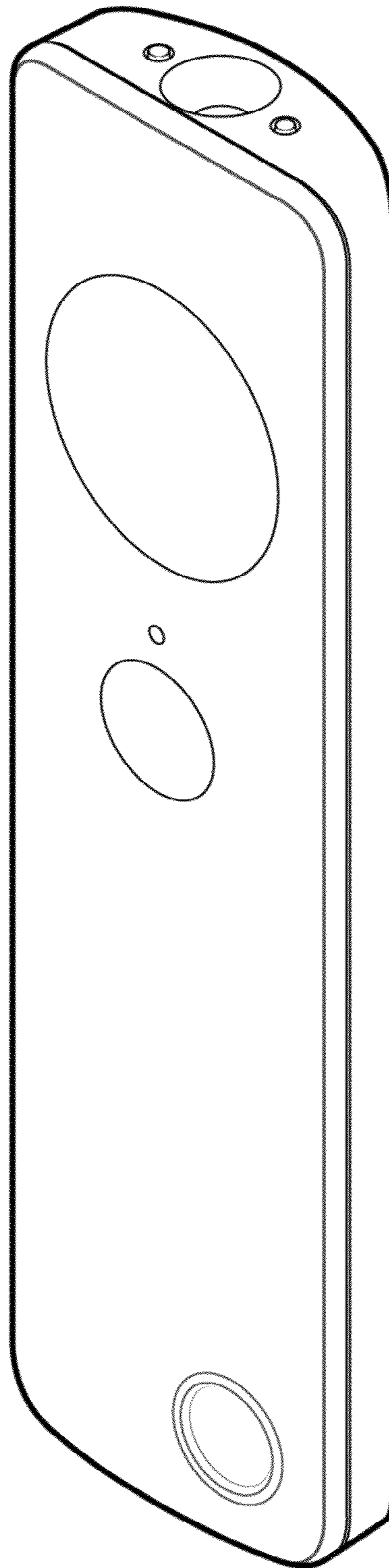


FIG. 1




FIG. 2




FIG. 3




FIG. 4




FIG. 5

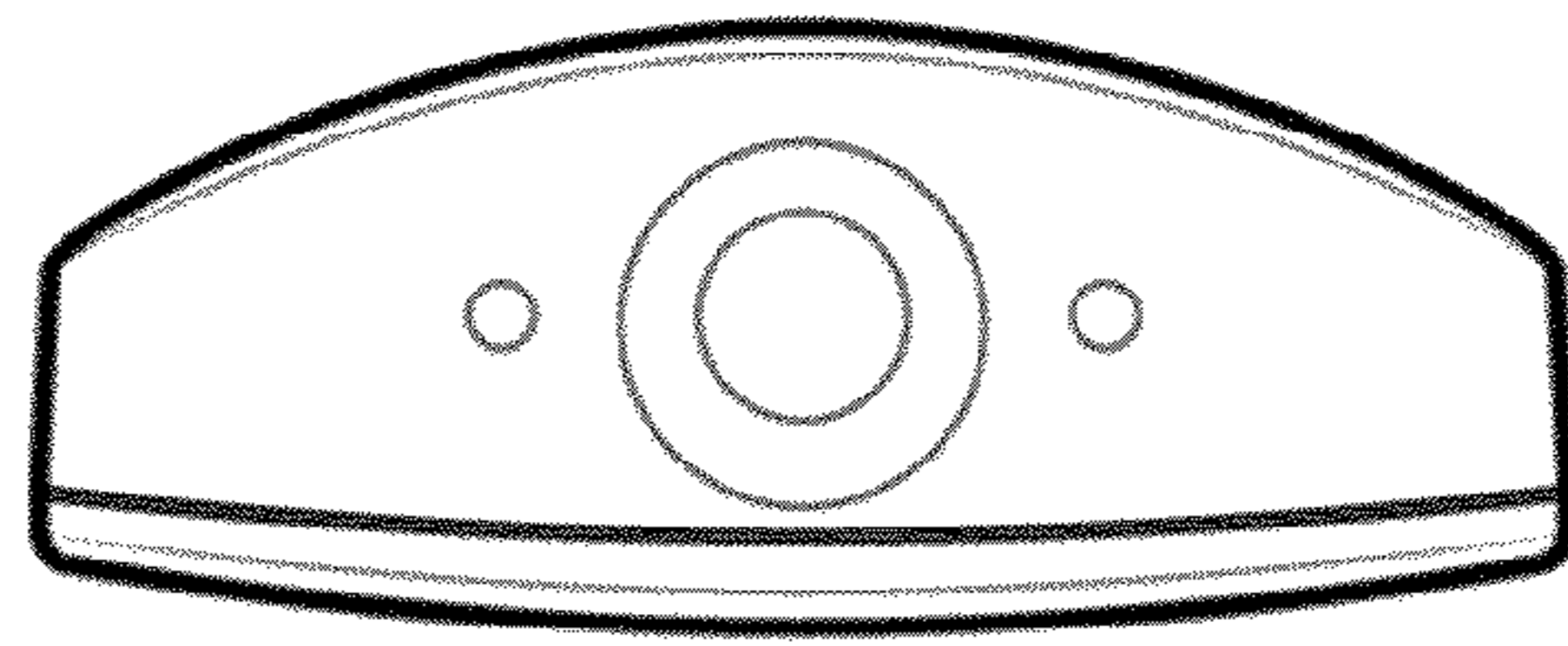


FIG. 6

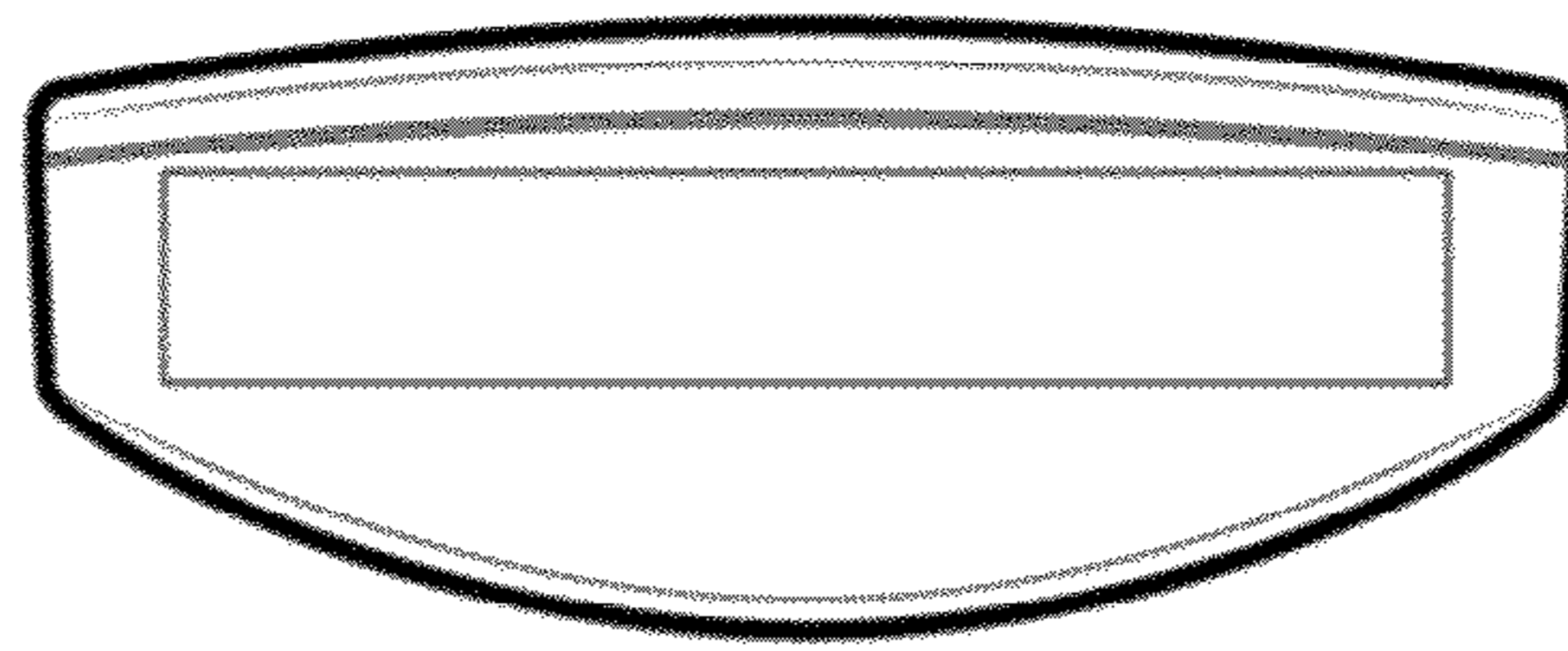


FIG. 7