

US00D723945S

(12) **United States Design Patent**
Le Bot et al.

(10) **Patent No.:** **US D723,945 S**
(45) **Date of Patent:** **** Mar. 10, 2015**

(54) **WATCH CASE**

(75) Inventors: **Malo Le Bot**, Vesenaz (CH); **Simon Menu**, Gex (FR)

(73) Assignee: **Richemont International SA**,
Villars-sur-Glane (CH)

(**) Term: **14 Years**

(21) Appl. No.: **29/424,919**

(22) Filed: **Jun. 18, 2012**

(30) **Foreign Application Priority Data**

Dec. 19, 2011 (WO) DM/077 350

(51) **LOC (10) Cl.** **10-02**

(52) **U.S. Cl.**

USPC **D10/30**; D10/38

(58) **Field of Classification Search**

CPC G04B 37/00; G04B 37/0008; G04B
37/0058; G04B 39/00; G04B 39/002; G04B
39/006; G04C 3/00; G04G 17/00; G04G
17/08

USPC D10/30-39, 122-132, 1-29; 368/10,
368/276, 277, 278, 281, 282, 294, 295, 309,
368/88

See application file for complete search history.

(56) **References Cited**

U.S. PATENT DOCUMENTS

D108,736	S	*	3/1938	Merz	D10/38
D108,737	S	*	3/1938	Merz	D10/38
D245,231	S	*	8/1977	Kleiner	D10/32
4,575,833	A	*	3/1986	Bakhtiari	368/282
D422,222	S	*	4/2000	Wunderman	D10/30
D432,926	S	*	10/2000	Modolo	D10/39
D444,398	S	*	7/2001	Modolo	D10/39
D461,723	S	*	8/2002	Wunderman	D10/32
D469,362	S	*	1/2003	Dahmen	D10/32
D471,823	S	*	3/2003	Dahmen	D10/32
D541,183	S	*	4/2007	Mouclier	D10/39

* cited by examiner

Primary Examiner — Martie K Holtje

(74) *Attorney, Agent, or Firm* — Krieg DeVault LLP

(57) **CLAIM**

The ornamental design for a watch case, as shown and described.

DESCRIPTION

FIG. 1 is a front elevational view of a watch case showing our new design;

FIG. 2 is a rear elevational view thereof;

FIG. 3 is a right side elevational view thereof;

FIG. 4 is a left side elevational view thereof;


FIG. 5 is a top plan view thereof;

FIG. 6 is a bottom plan view thereof; and,

FIG. 7 is a right front perspective view thereof.

The structural features depicted by broken lines in FIG. 2 have been shown for the purpose of illustrating portions of the watch case that form no part of the claimed design.

1 Claim, 1 Drawing Sheet






Fig. 1




Fig. 2

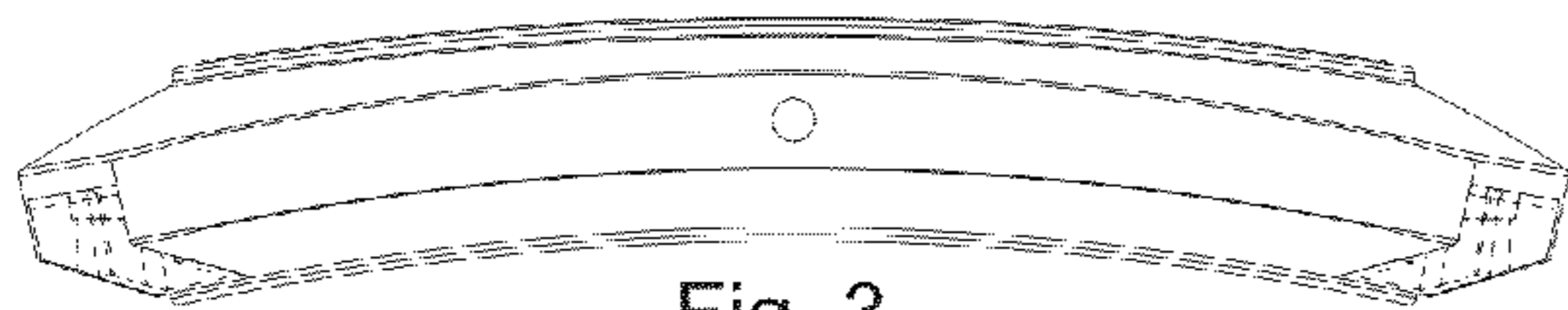


Fig. 3



Fig. 4




Fig. 5

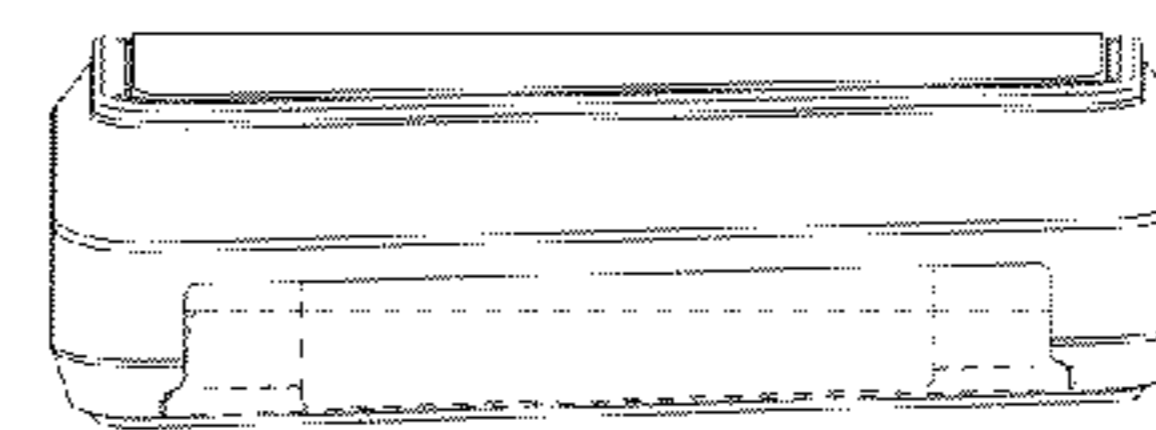


Fig. 6




Fig. 7