



US00D723925S

(12) **United States Design Patent**  
**Klarin**

(10) **Patent No.:** **US D723,925 S**  
(45) **Date of Patent:** **\*\* Mar. 10, 2015**

(54) **BOTTLE**  
(71) Applicant: **The Absolut Company Aktiebolag**,  
Stockholm (SE)  
(72) Inventor: **Jesper Klarin**, Hagersten (SE)  
(73) Assignee: **The Absolut Company Aktiebolag**,  
Stockholm (SE)  
(\*\*) Term: **14 Years**  
(21) Appl. No.: **29/464,753**  
(22) Filed: **Aug. 20, 2013**

D470,057 S \* 2/2003 Bowen ..... D9/551  
D643,736 S \* 8/2011 Lagerqvist ..... D9/550  
D678,068 S \* 3/2013 Huang ..... D9/500  
D679,600 S 4/2013 Gonzalez Rodriguez  
D682,697 S 5/2013 Gonzalez Rodriguez  
D691,475 S 10/2013 Potts  
D710,708 S \* 8/2014 Gebhardt ..... D9/661

**FOREIGN PATENT DOCUMENTS**

WO DM/080890 \* 4/2013  
WO DM/052137 \* 8/2013  
WO DM/082141 \* 9/2013  
WO DM/082143 \* 9/2013  
WO DM/082146 \* 10/2013

\* cited by examiner

(30) **Foreign Application Priority Data**

Feb. 25, 2013 (EM) ..... 002190439

(51) **LOC (10) Cl.** ..... **09-01**

(52) **U.S. Cl.**  
USPC ..... **D9/516; D9/500**

(58) **Field of Classification Search**  
CPC ..... B65D 1/00; B65D 1/02; B65D 1/0223;  
B65D 1/40; B65D 23/00; B65D 23/12;  
B65D 23/14; B65D 2203/00; B65D 2203/02;  
B65D 2501/0009  
USPC ..... D9/414, 434, 457, 500, 502-505, 516,  
D9/544-545, 549, 551-553, 571, 682, 686,  
D9/688-691, 600; D7/300, 300.1, 598;  
D14/485, 488-489; D20/11, 22, 27,  
D20/42; 215/379, 381-382; 220/660, 669,  
220/675; 206/457  
See application file for complete search history.

*Primary Examiner* — Ian Simmons

*Assistant Examiner* — Dana L Meyrow

(74) *Attorney, Agent, or Firm* — Knobbe, Martens, Olson &  
Bear LLP

(57) **CLAIM**

The ornamental design for a bottle, as shown and described.

**DESCRIPTION**

This patent or application file contains at least one drawing executed in color. Copies of this patent or patent application publication with color drawings will be provided by the Office upon request and payment of the necessary fee.

FIG. 1 is a front elevational view of a bottle, showing my new design.

FIG. 2 is left side elevational view thereof.

FIG. 3 is a rear elevational view thereof.

FIG. 4 is a right side elevational view thereof.

FIG. 5 is a top plan view thereof; and,

FIG. 6 is a bottom plan view thereof.

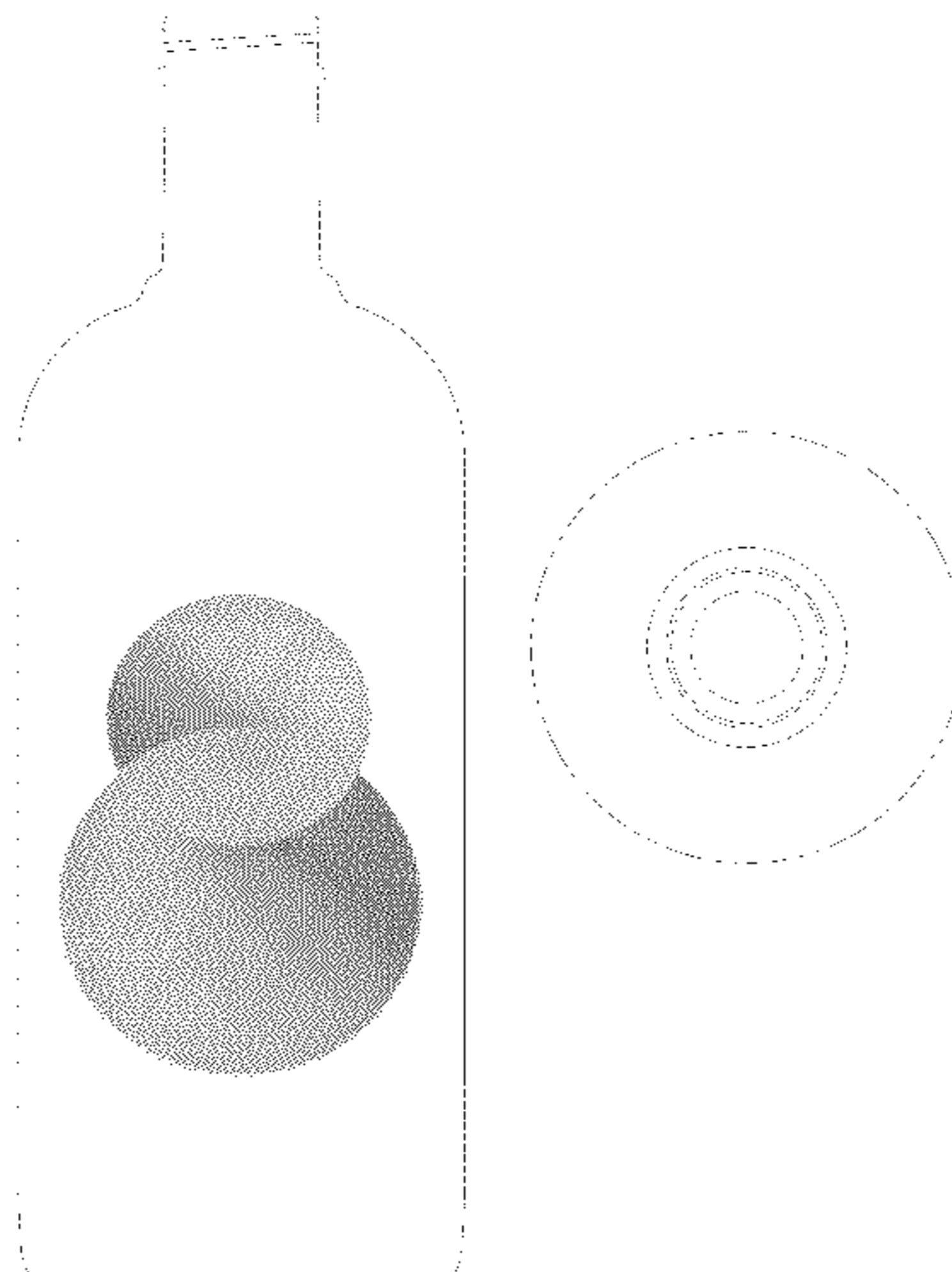
The evenly-dashed broken lines in the drawings illustrate the portions of the design that form no part of the claim. The dot-dot-dash broken lines in the drawings define the bounds of the claim and form no part thereof.

(56) **References Cited**

**U.S. PATENT DOCUMENTS**

D70,792 S \* 8/1926 Guerin ..... D9/505  
2,072,853 A \* 3/1937 Baxter ..... 215/247  
2,498,074 A \* 2/1950 Feldman ..... 264/55  
D353,324 S 12/1994 Rice  
D375,559 S \* 11/1996 Baxter ..... D24/224  
D452,442 S \* 12/2001 Bowen ..... D9/503

**1 Claim, 5 Drawing Sheets**  
**(3 of 5 Drawing Sheet(s) Filed in Color)**






FIG. 1

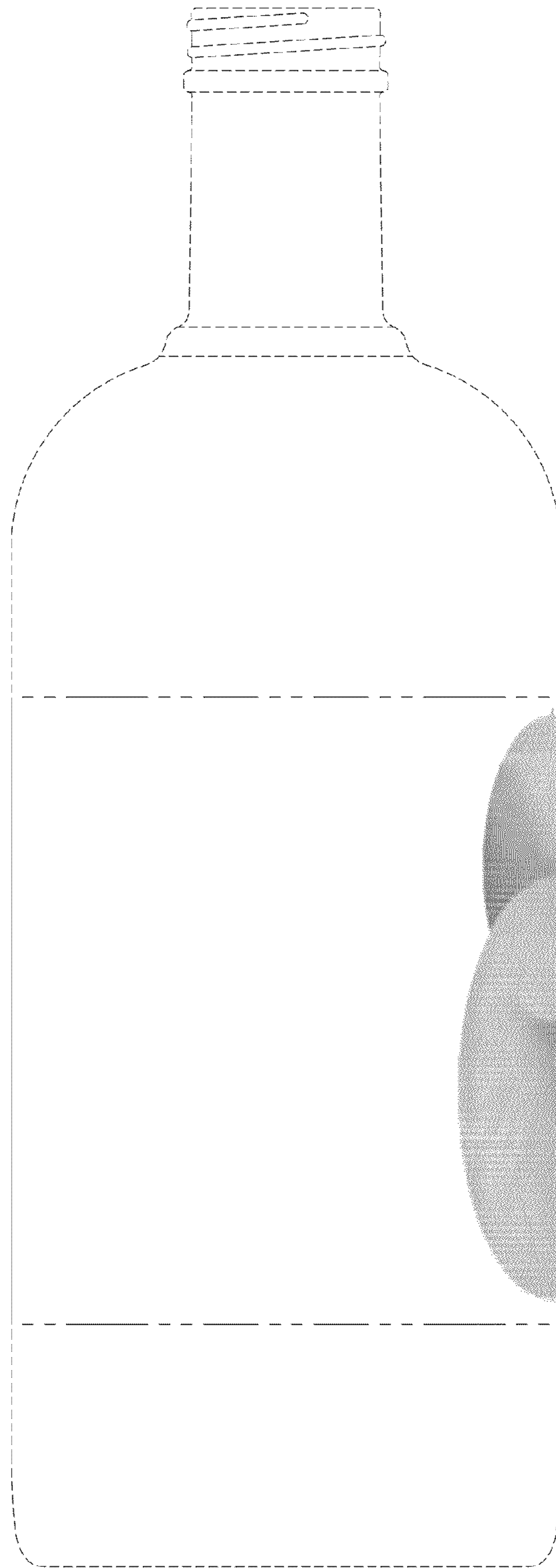


FIG. 2




FIG. 3




FIG. 4

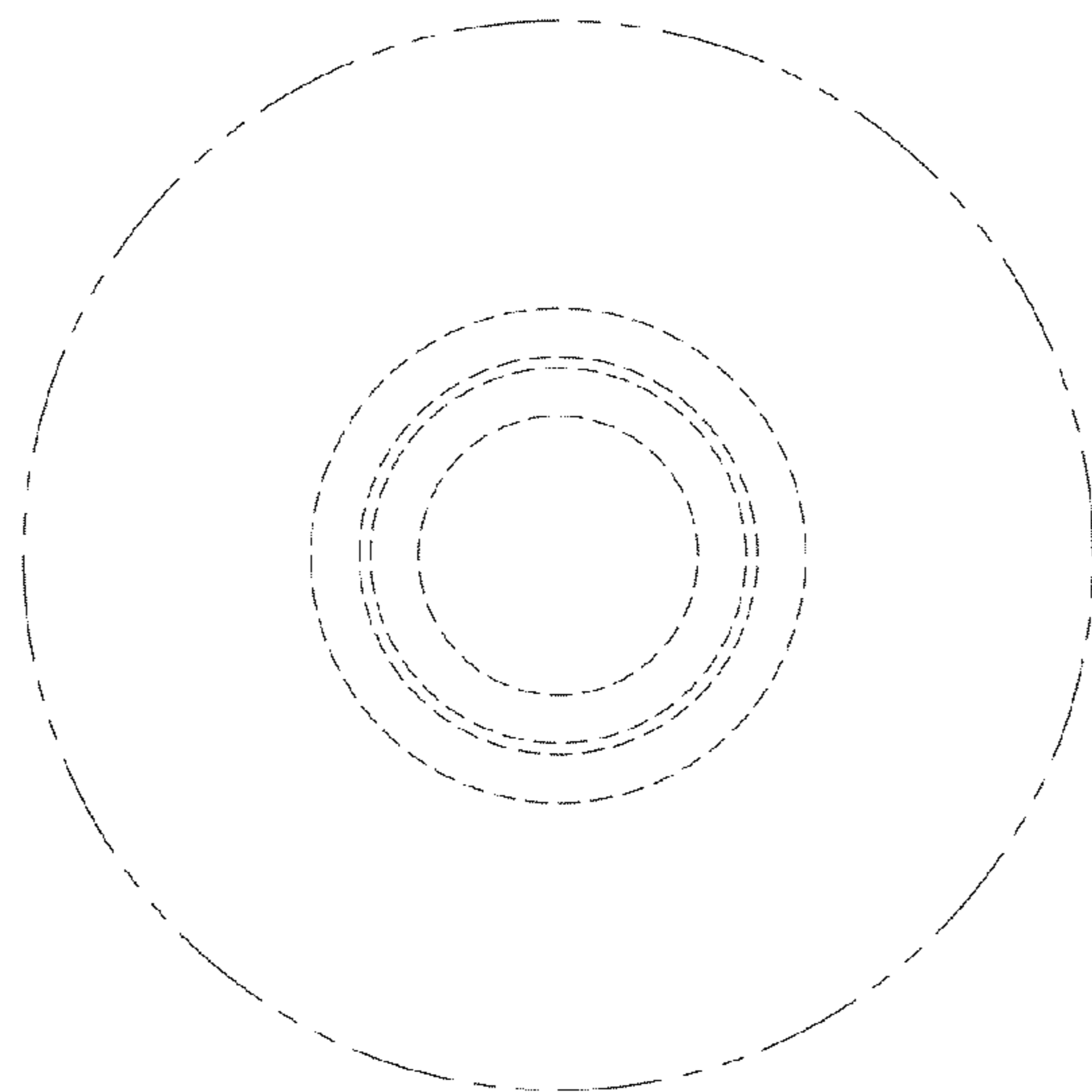


FIG. 5




FIG. 6