



US00D723923S

(12) **United States Design Patent**
Smith

(10) **Patent No.:** **US D723,923 S**
(45) **Date of Patent:** **** Mar. 10, 2015**

- (54) **BOTTLE**
- (71) Applicant: **Owens-Brockway Glass Container Inc., Perrysburg, OH (US)**
- (72) Inventor: **Roger P. Smith, Perrysburg, OH (US)**
- (73) Assignee: **Owens-Brockway Glass Container Inc., Perrysburg, OH (US)**
- (**) Term: **14 Years**
- (21) Appl. No.: **29/471,495**
- (22) Filed: **Nov. 1, 2013**

- 4,105,428 A 8/1978 Adams
- D419,890 S 2/2000 Nosella
- D428,818 S 8/2000 Waitzenegger
- D434,662 S 12/2000 Colonna
- D434,985 S 12/2000 Colonna
- D438,789 S 3/2001 Choe et al.
- D449,531 S 10/2001 Cooley
- D526,903 S 8/2006 Duranthon

(Continued)

FOREIGN PATENT DOCUMENTS

- EP 0027780 A1 4/1981
- EP 0909711 A2 4/1999

(Continued)

Primary Examiner — Ian Simmons
Assistant Examiner — Dana L Meyrow

Related U.S. Application Data

- (62) Division of application No. 29/404,900, filed on Oct. 26, 2011, now Pat. No. Des. 696,115.
- (51) **LOC (10) Cl.** **09-01**
- (52) **U.S. Cl.**
USPC **D9/500; D9/552**
- (58) **Field of Classification Search**
CPC B65D 1/00; B65D 1/02; B65D 1/0223;
B65D 21/023; B65D 21/40; B65D 21/44;
B65D 23/00; B65D 2501/00; B65D 2501/0009
USPC D9/500–505, 516, 544–546, 549, 552,
D9/554–555, 558, 715–716, 719; D7/300,
D7/300.1, 598; 215/40, 42, 379, 381–382;
220/660, 662, 669–670, 672, 675
See application file for complete search history.

(56) **References Cited**

U.S. PATENT DOCUMENTS

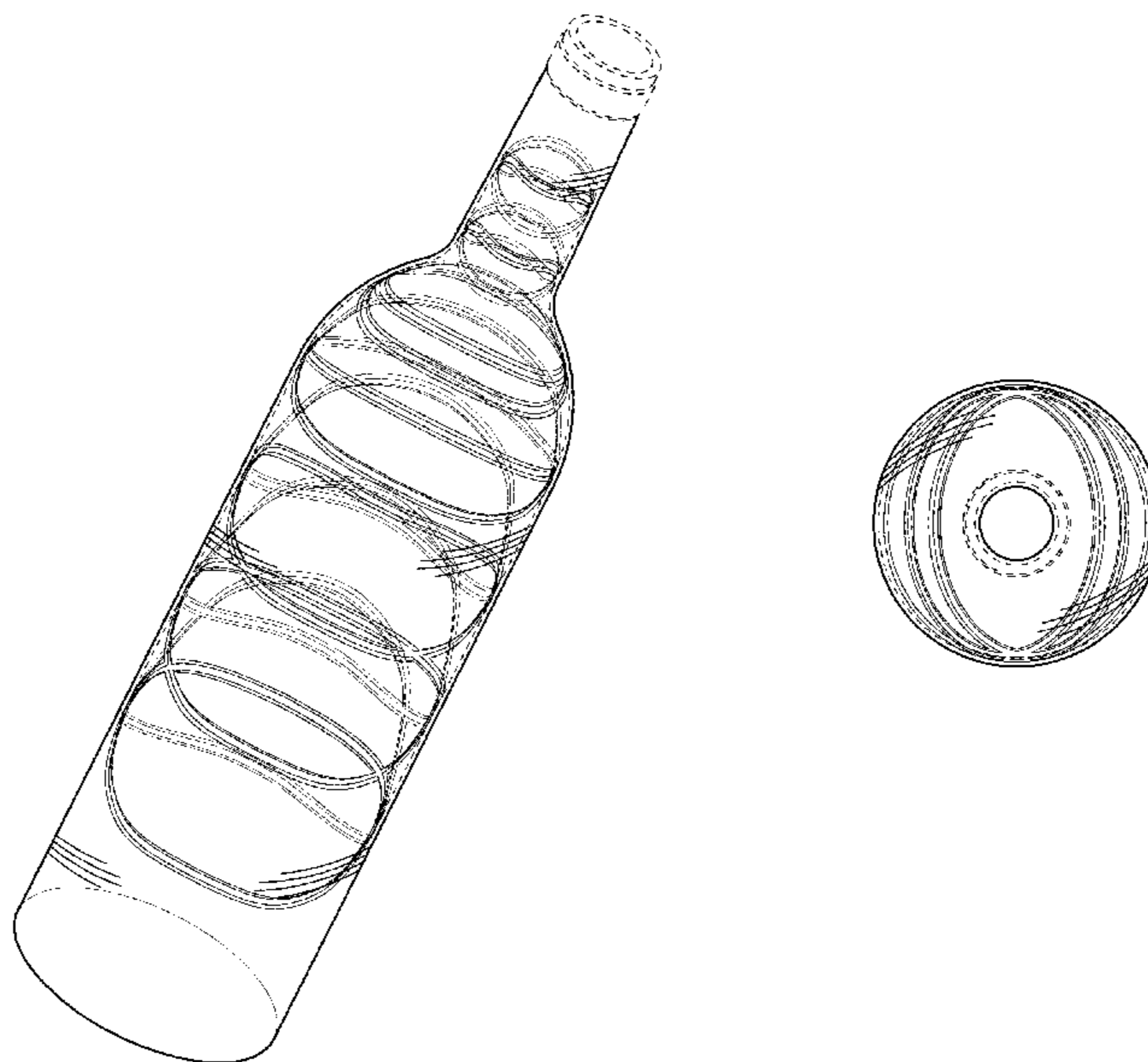
- 114,775 A * 5/1871 Davison 169/81
- 759,889 A * 5/1904 Howells, Sr. 215/46
- 3,468,648 A 9/1969 Nowak
- 3,792,988 A 2/1974 Nowak et al.

(57) **CLAIM**
I claim the ornamental design for a bottle, as shown and described.

DESCRIPTION

FIG. 1 is a perspective view of the bottle in accordance with my new design.
FIG. 2 is a top plan view of the bottle in FIG. 1, the bottom of the bottle forming no part of the claimed design.
FIG. 3 is a front elevational view of the bottle in FIGS. 1 and 2.
FIG. 4 is a rear elevational view of the bottle in FIGS. 1-3.
FIG. 5 is a side elevational view of the bottle in FIGS. 1-4, being taken from the left in FIG. 3; and,
FIG. 6 is a side elevational view of the bottle in FIGS. 1-5, being taken from the right in FIG. 3.
Dash-dash-dash broken lines shown in the drawings represent environmental structure and are not part of the claimed design.

1 Claim, 3 Drawing Sheets



(56)

References Cited

U.S. PATENT DOCUMENTS

D543,846 S 6/2007 Kitamura et al.
 D546,123 S 7/2007 Yelland
 D548,085 S 8/2007 Paalma et al.
 D550,082 S 9/2007 Ng et al.
 D561,039 S 2/2008 Del Bon
 D573,023 S 7/2008 Pivert
 D577,598 S 9/2008 Darr et al.
 D617,200 S * 6/2010 Goldburt D9/540
 D619,013 S 7/2010 Potts
 D622,601 S 8/2010 Potts
 D622,602 S 8/2010 Potts
 D639,668 S 6/2011 Niiikura et al.
 D658,999 S 5/2012 Lonsway et al.
 8,333,287 B2 * 12/2012 Lonsway et al. 215/40
 D675,098 S * 1/2013 Gonzalez Rodriguez D9/500
 D691,475 S * 10/2013 Potts D9/500
 D696,115 S * 12/2013 Smith D9/500

D704,063 S * 5/2014 Lonsway et al. D9/516
 D704,064 S * 5/2014 Lonsway et al. D9/516
 D704,560 S * 5/2014 Lonsway et al. D9/516
 D706,635 S * 6/2014 Lonsway et al. D9/516
 D707,560 S * 6/2014 Wallace et al. D9/500
 D717,171 S * 11/2014 Delacourt et al. D9/516
 2009/0084799 A1 4/2009 Mondon
 2010/0264107 A1 10/2010 Lonsway et al.
 2010/0270260 A1 10/2010 Jung
 2014/0158659 A1 * 6/2014 Paredes 215/43

FOREIGN PATENT DOCUMENTS

FR 2795714 1/2001
 FR 2881421 8/2006
 JP 360145918 A 8/1985
 JP 2001-322161 11/2001
 JP 2007-8536 1/2007
 KR 20-2001-0027665 12/2001

* cited by examiner

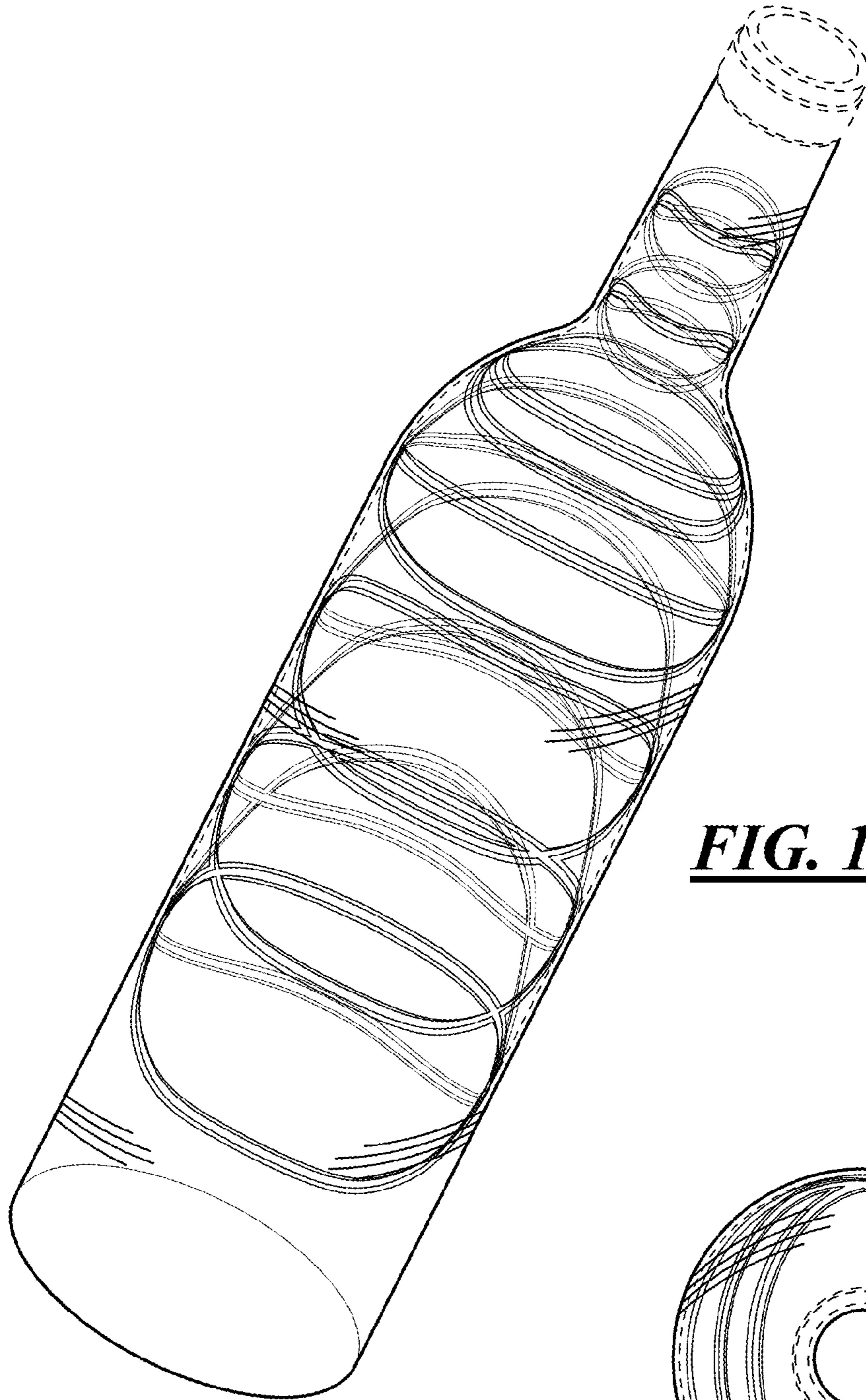


FIG. 1

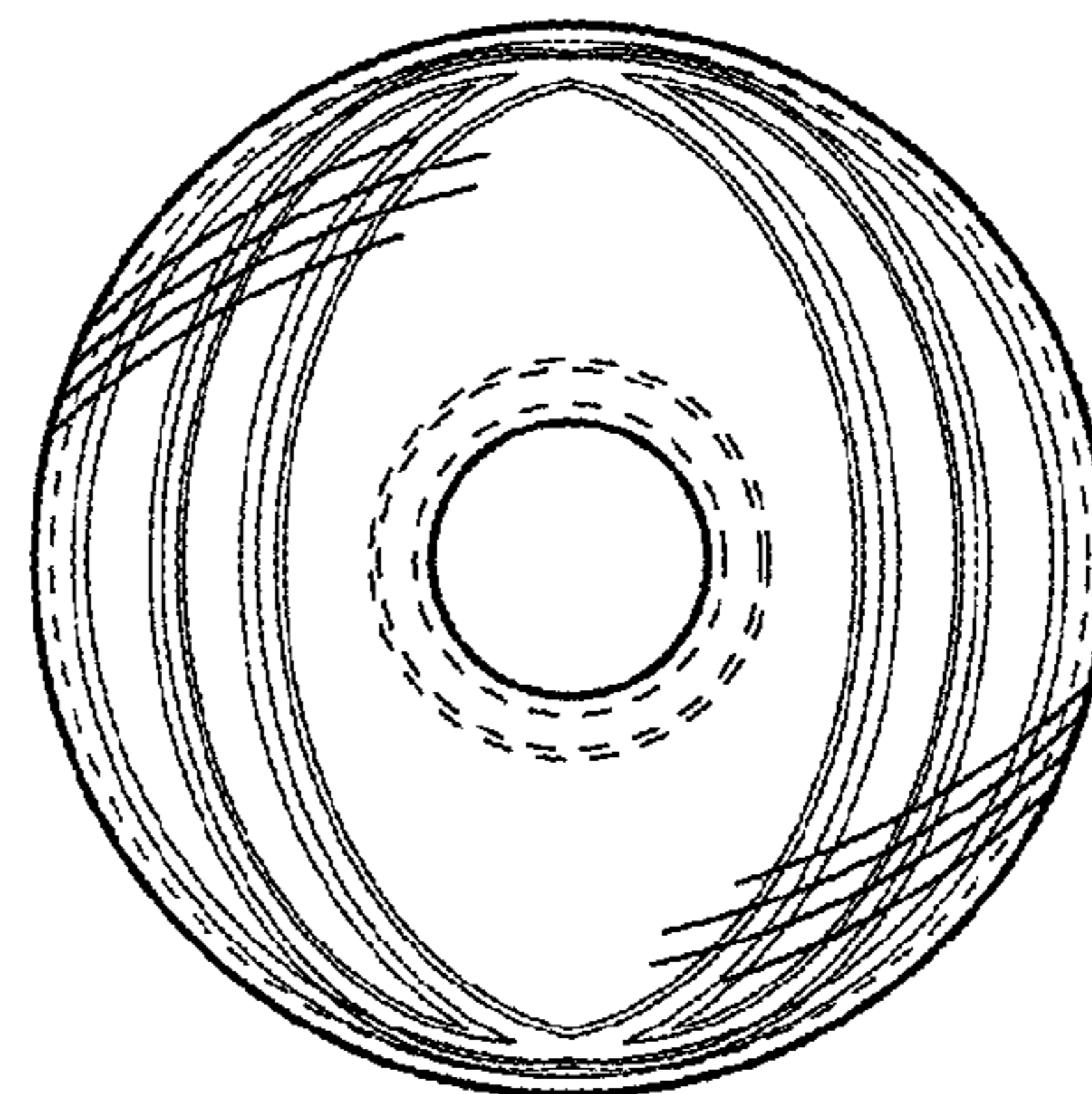


FIG. 2




FIG. 3

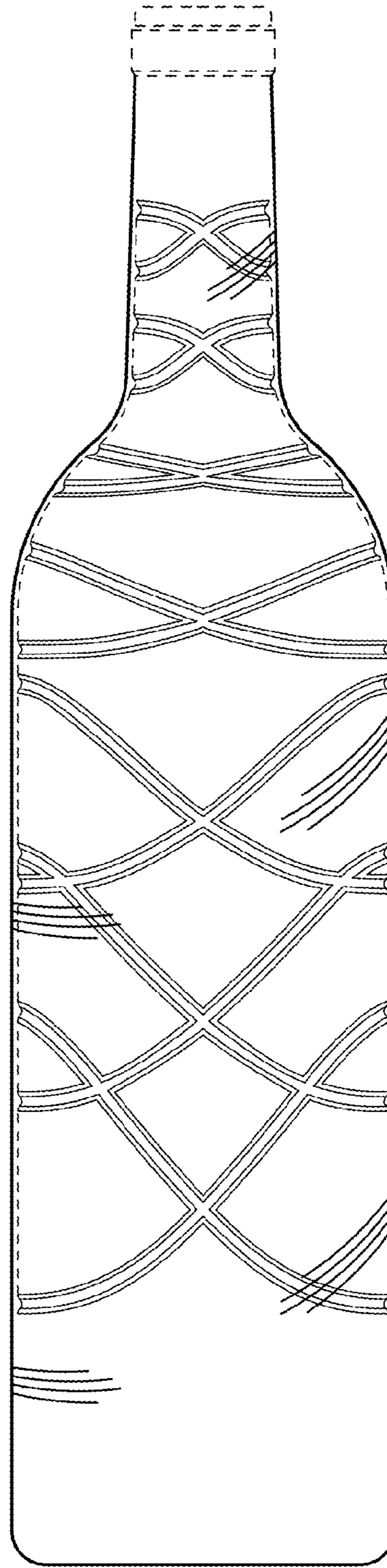


FIG. 4

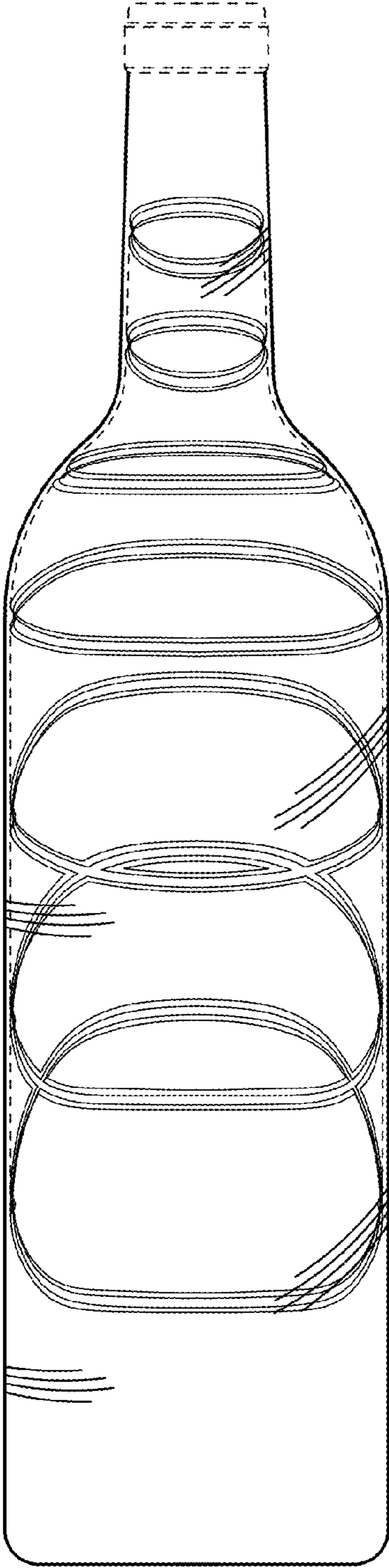


FIG. 5

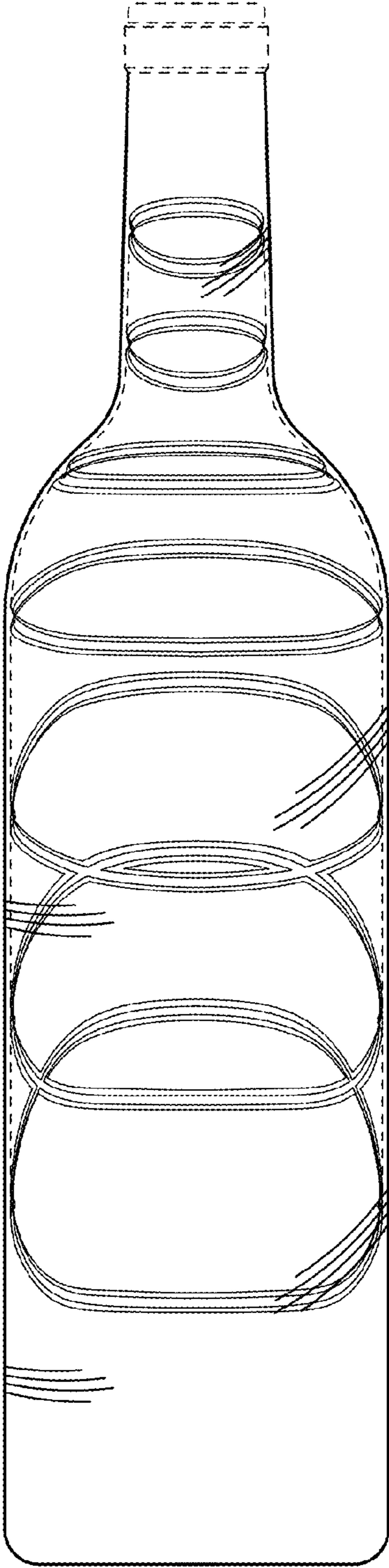


FIG. 6