



US00D723901S

(12) **United States Design Patent**
Holtman et al.

(10) **Patent No.:** **US D723,901 S**
(45) **Date of Patent:** **** Mar. 10, 2015**

- (54) **TOILET SEAT HANDLE**
- (71) Applicants: **Beni Holtman**, Gresham, OR (US);
Todd Holtman, Gresham, OR (US)
- (72) Inventors: **Beni Holtman**, Gresham, OR (US);
Todd Holtman, Gresham, OR (US)
- (**) Term: **14 Years**
- (21) Appl. No.: **29/478,699**
- (22) Filed: **Jan. 7, 2014**
- (51) **LOC (10) Cl.** **08-06**
- (52) **U.S. Cl.**
USPC **D8/308; D8/307**
- (58) **Field of Classification Search**
CPC **A47K 13/10**
USPC **D8/300, 307, 308, 321; D23/311;**
16/110.1, 905, 443; 4/246.1, 234, 237;
292/336.3; 76/73, 68
See application file for complete search history.

D348,775	S	*	7/1994	Scheid	D3/218
5,413,391	A	*	5/1995	Clavin et al.	292/170
5,439,260	A	*	8/1995	Weinerman et al.	292/48
D379,497	S	*	5/1997	Renfro et al.	D8/307
D379,558	S	*	6/1997	Mischenko et al.	D3/215
D394,097	S	*	5/1998	Nivin et al.	D8/313
D395,489	S	*	6/1998	Abusaad	D8/307
D406,641	S	*	3/1999	Siliato	D23/311
D507,168	S	*	7/2005	Richard, Jr.	D8/307
D508,840	S	*	8/2005	Butler	D8/307
D535,175	S	*	1/2007	Pido et al.	D8/307
D544,334	S	*	6/2007	Dismuke	D8/307
D569,218	S	*	5/2008	Montague	D8/307
D618,982	S	*	7/2010	Golden	D8/308
D635,439	S	*	4/2011	Barton	D8/331
D645,331	S	*	9/2011	Lin	D8/301
D657,653	S	*	4/2012	Pettus	D8/307
D677,553	S	*	3/2013	Shah et al.	D8/302
D684,837	S	*	6/2013	Maldonado	D8/307
D706,109	S	*	6/2014	McGarrity	D8/307
D708,925	S	*	7/2014	Shenkal	D8/307

* cited by examiner

Primary Examiner — Paula Greene

(74) *Attorney, Agent, or Firm* — QuickPatents; Kevin Prince

(57) **CLAIM**

We claim the ornamental design for a toilet seat handle, as shown and described.

DESCRIPTION

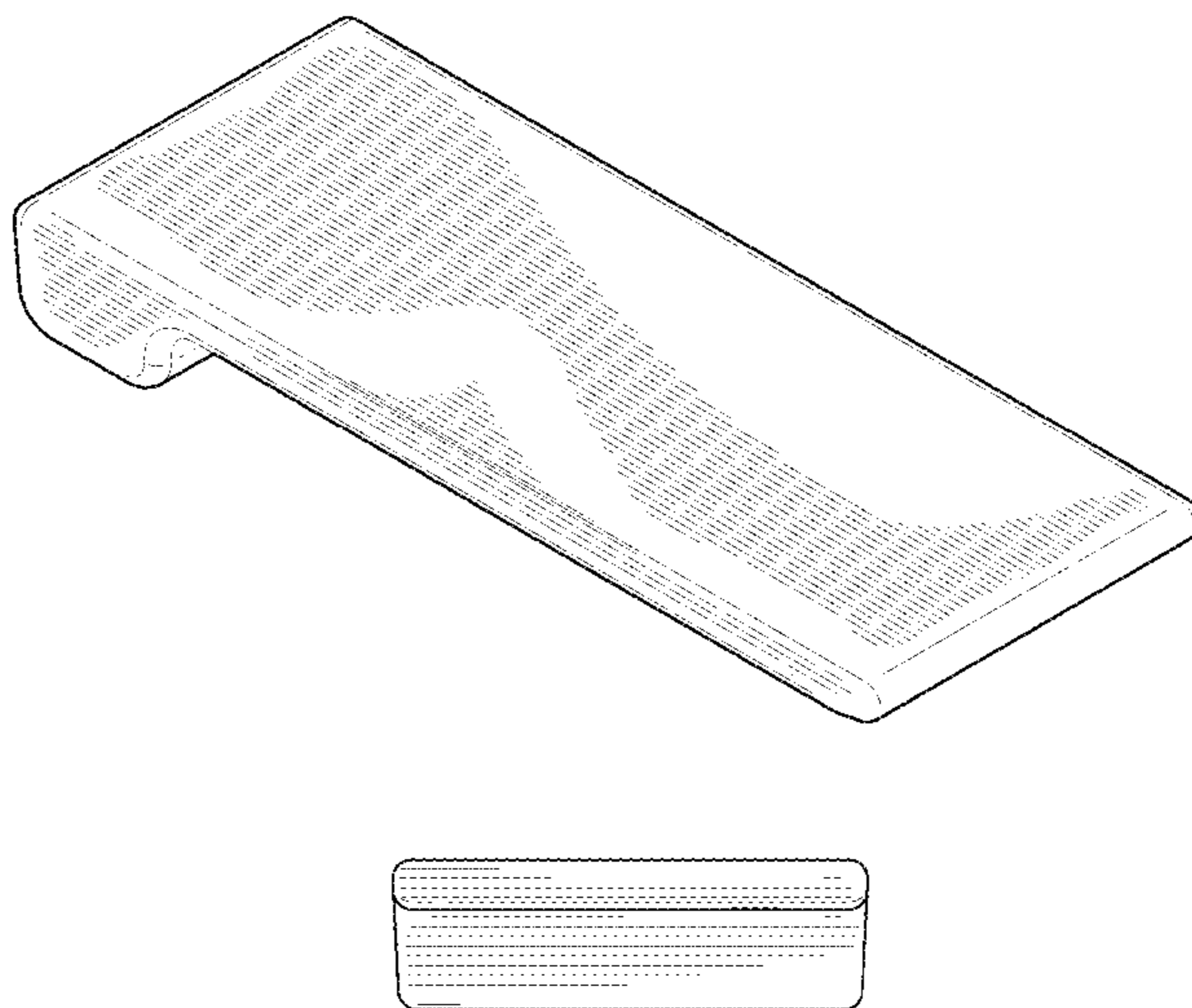
FIG. 1 is a perspective view of a toilet seat handle, showing our new design;
 FIG. 2 is a rear elevational view thereof;
 FIG. 3 is a front elevational view thereof;
 FIG. 4 is a right-side elevational view thereof, the left-side elevational view being a mirror image thereof;
 FIG. 5 is a top plan view thereof; and,
 FIG. 6 is a bottom plan view thereof.
 The broken lines showing text in FIG. 6 form no part of the claimed design.

1 Claim, 2 Drawing Sheets

(56) **References Cited**

U.S. PATENT DOCUMENTS

1,818,612	A	*	8/1931	Floraday	292/347
1,999,555	A	*	4/1935	Adams	4/246.1
D179,417	S	*	12/1956	Greenwood	D8/338
D181,822	S	*	12/1957	Taubman	D8/308
D195,879	S	*	8/1963	Klepa	D8/308
D222,427	S	*	10/1971	Deuring, Jr.	D8/308
4,083,481	A	*	4/1978	Selinko	224/670
D284,638	S	*	7/1986	Aulenti	D8/308
4,879,759	A	*	11/1989	Matsumoto et al.	455/348
D308,244	S	*	5/1990	Leonakis	D8/307
D314,322	S	*	2/1991	Burghoff	D8/307
D318,722	S	*	7/1991	Kohler et al.	D23/311
5,027,977	A	*	7/1991	Kay et al.	222/5
5,086,523	A	*	2/1992	De Mott et al.	4/246.1
D326,599	S	*	6/1992	Callahan	D8/307
D329,186	S	*	9/1992	Sorensen	D8/307



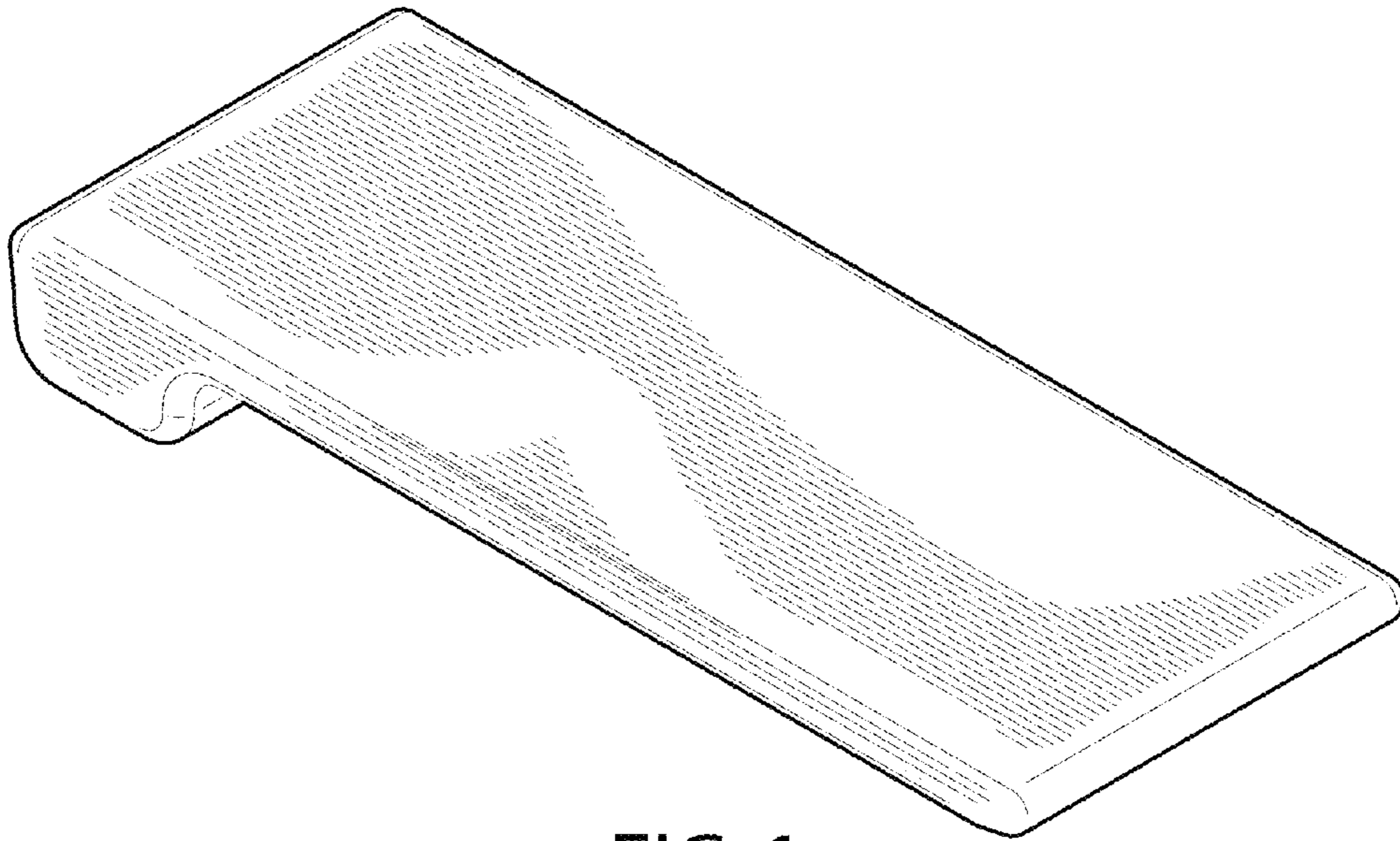


FIG. 1




FIG. 2




FIG. 3




FIG. 4

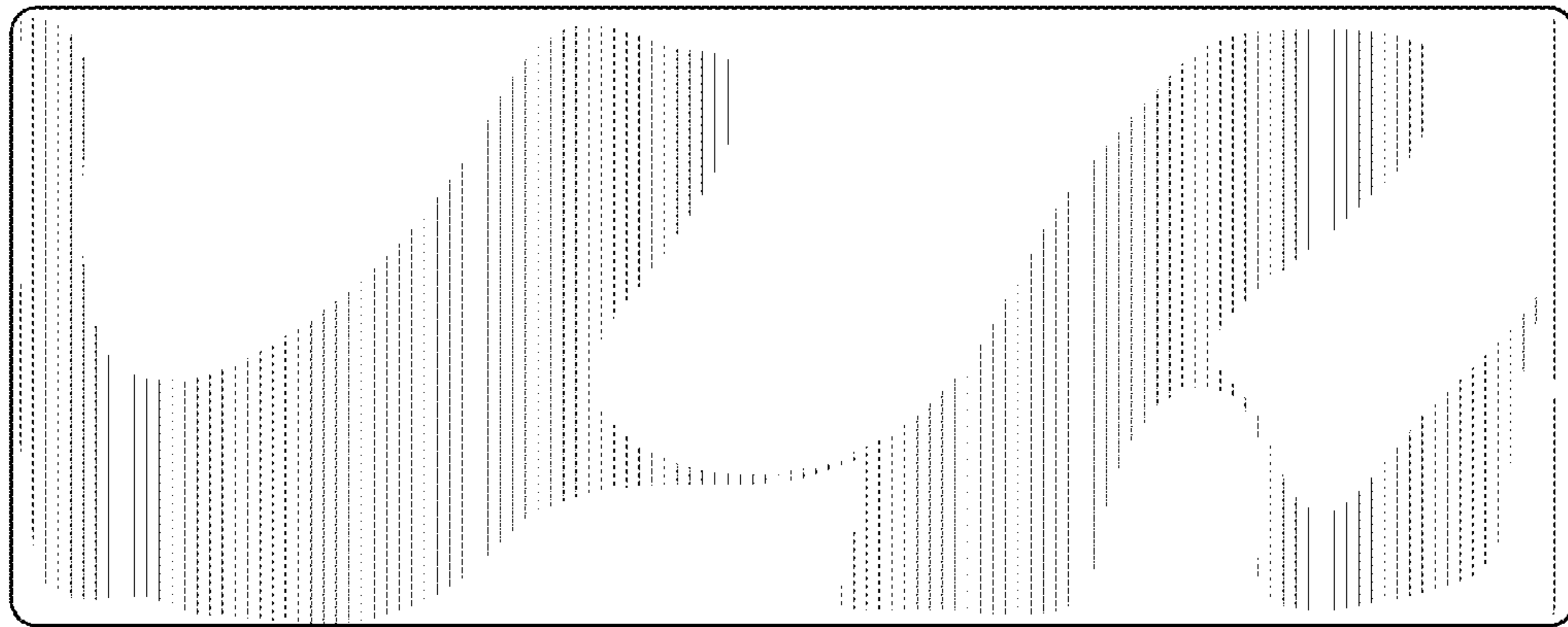


FIG. 5

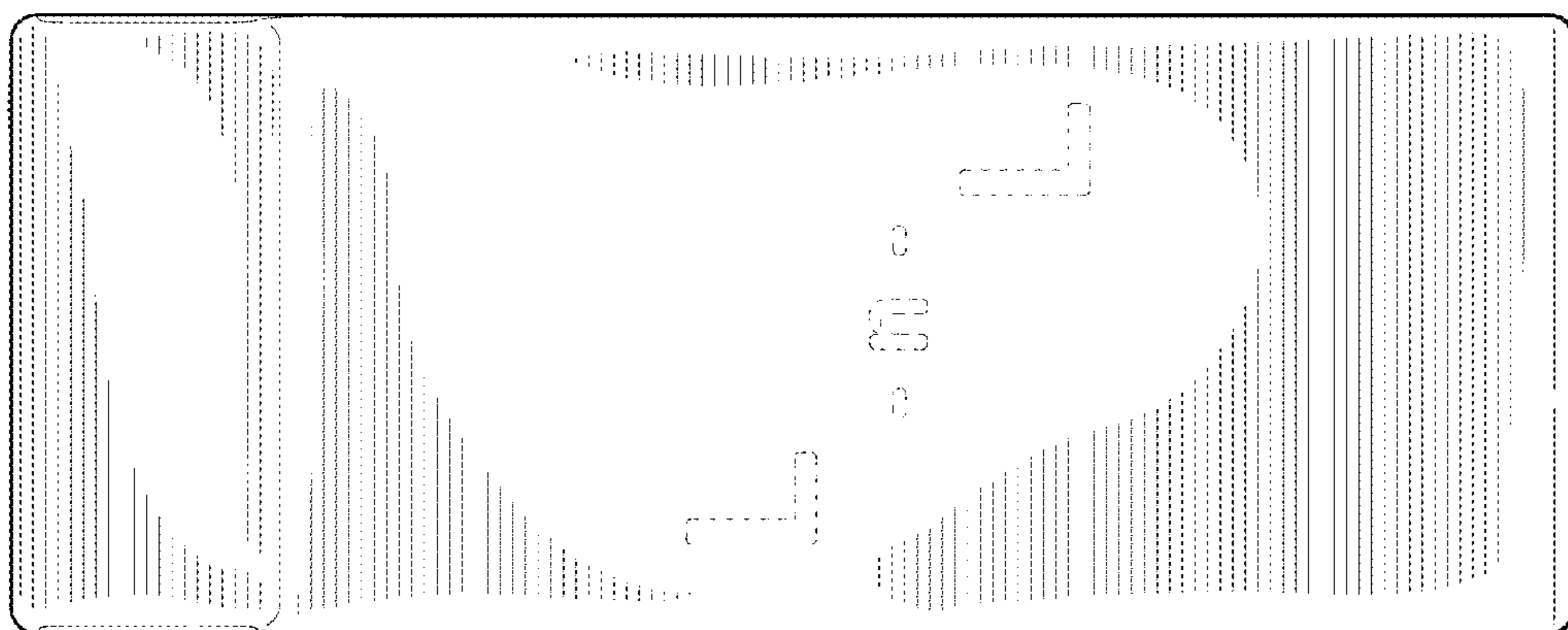


FIG. 6