



US00D723887S

(12) **United States Design Patent**  
**Manzana Boix et al.**

(10) **Patent No.:** **US D723,887 S**  
(45) **Date of Patent:** **\*\* Mar. 10, 2015**

(54) **SECATEURS**

(71) Applicant: **Ramon Manzana, S.L.**, Castellon (ES)

(72) Inventors: **Jose Ramon Manzana Boix**, Castellon (ES); **Raul Manzana Boix**, Castellon (ES)

(73) Assignee: **Ramon Manzana, S.L.**, Castellon (ES)

(\*\*) Term: **14 Years**

(21) Appl. No.: **29/482,250**

(22) Filed: **Feb. 17, 2014**

(51) **LOC (10) Cl.** ..... **08-01**

(52) **U.S. Cl.**  
USPC ..... **D8/5**

(58) **Field of Classification Search**

CPC ..... A01G 3/08; A01G 3/02; A01G 3/0251;  
A01G 3/0255; B26B 13/26; B26B 17/00  
USPC ..... D8/4, 5, 52, 57-58; 30/251-252,  
30/261-262, 266, 287, 131, 135  
See application file for complete search history.

(56) **References Cited**

**U.S. PATENT DOCUMENTS**

2,938,266 A \* 5/1960 Klein, Jr. .... 30/124  
4,790,070 A \* 12/1988 Olson ..... 30/134  
4,882,959 A \* 11/1989 Sakai ..... 81/416

5,214,854 A \* 6/1993 Mennicken ..... 30/186  
6,634,105 B2 \* 10/2003 Lindermeir ..... 30/135  
D528,380 S \* 9/2006 Sue ..... D7/693

\* cited by examiner

*Primary Examiner* — Sheryl Lane

(74) *Attorney, Agent, or Firm* — Sturm & Fix LLP

(57) **CLAIM**

The ornamental design for secateurs, as shown and described.

**DESCRIPTION**

FIG. 1 is an open, top perspective view of the secateurs showing our new design;  
FIG. 2 is an open, bottom perspective view of the secateurs;  
FIG. 3 is an open, rear perspective view of the secateurs;  
FIG. 4 is an open, front perspective view of the secateurs;  
FIG. 5 is an open, right side perspective view of the secateurs;  
FIG. 6 is an open, left side perspective view of the secateurs;  
FIG. 7 is a closed, top perspective view of the secateurs, using a non-claimed rubber band;  
FIG. 8 is a closed, bottom perspective view of the secateurs, using a non-claimed rubber band;  
FIG. 9 is a closed, right side perspective view of the secateurs, using a non-claimed rubber band; and,  
FIG. 10 is a closed, top perspective view of the secateurs, using a non-claimed rubber band.  
The rubber band outlined with a dashed line represents environment and forms no part of the claimed design.

**1 Claim, 10 Drawing Sheets**



FIG. 1





FIG. 2

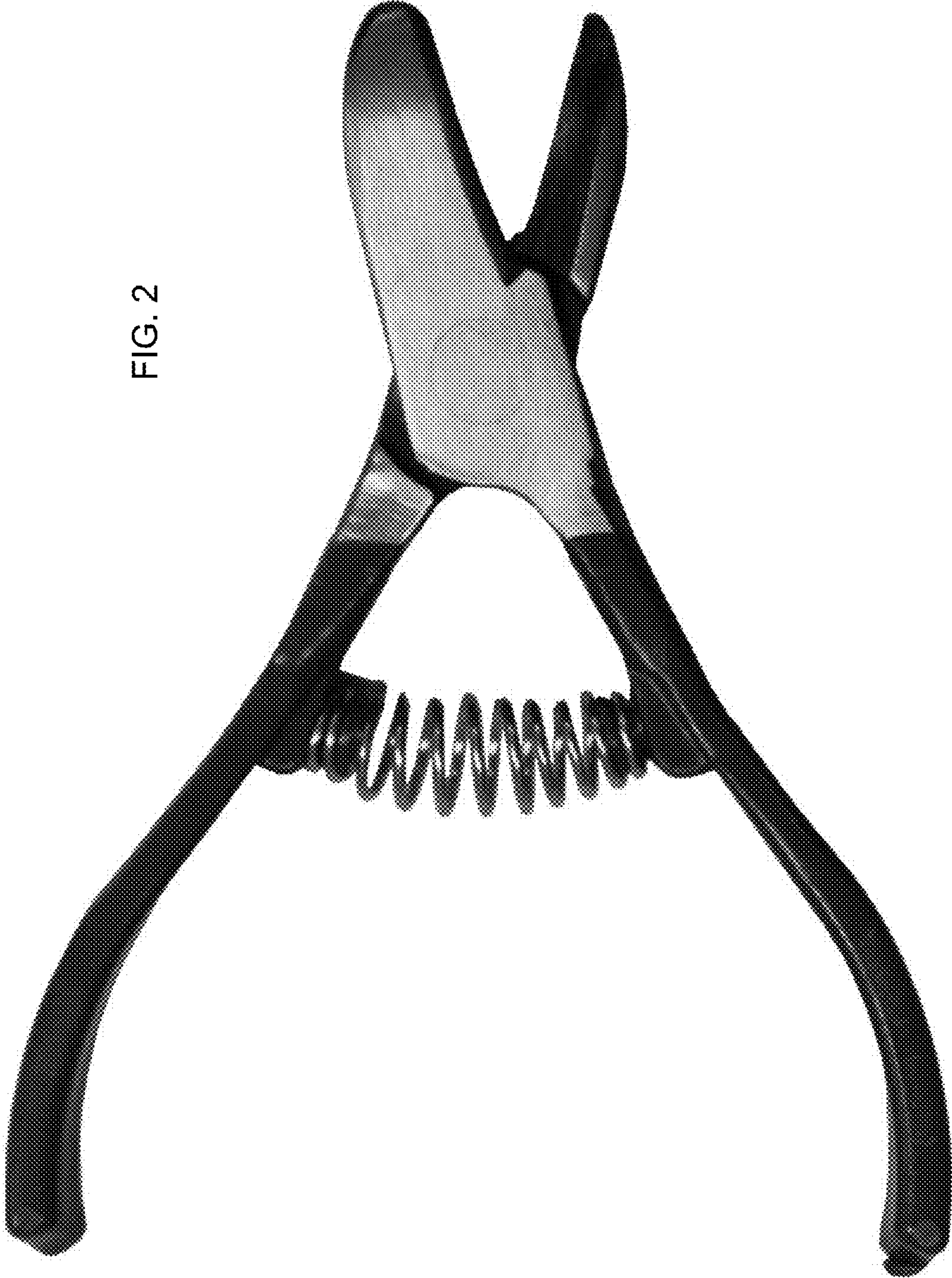




FIG. 3



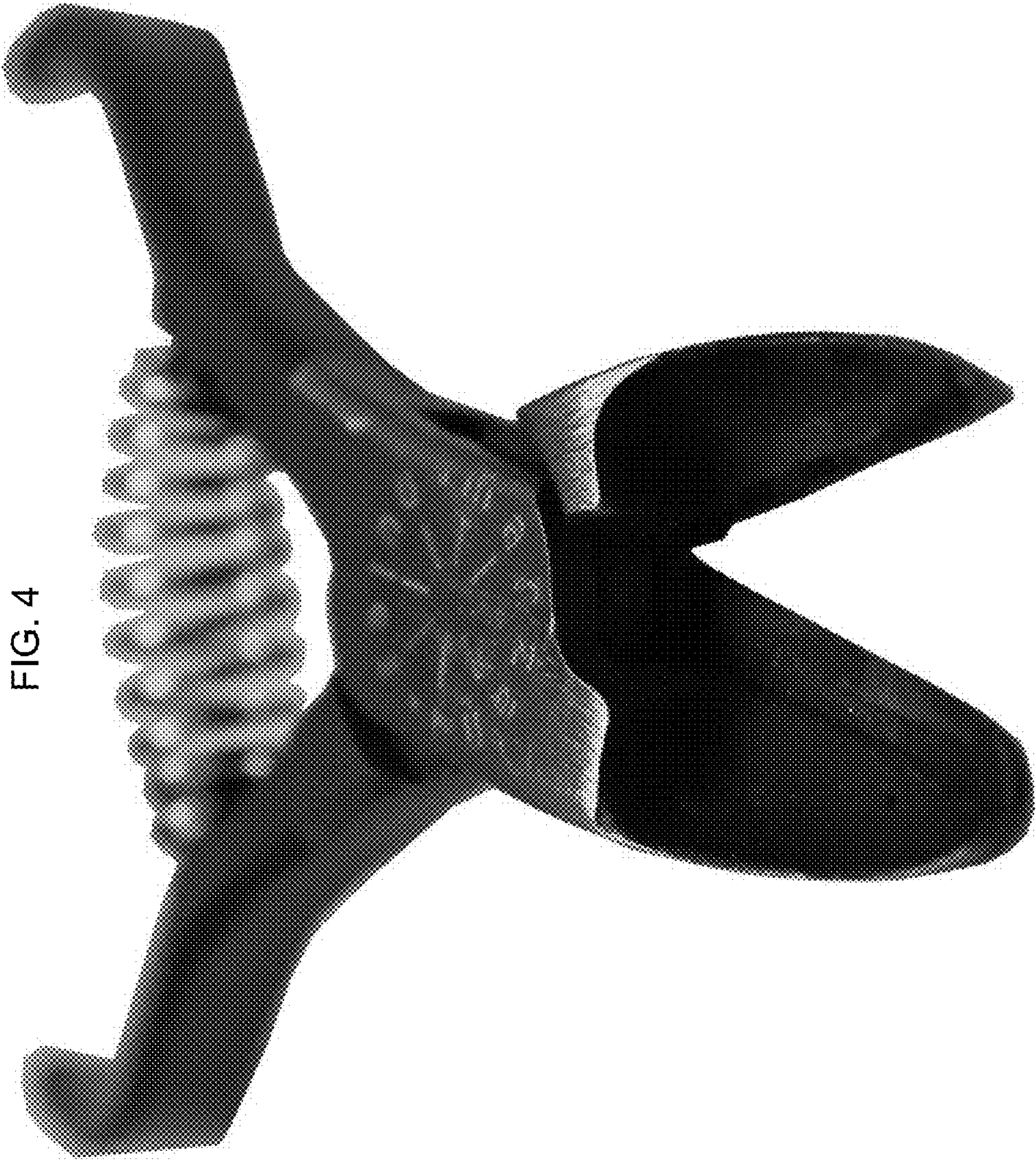


FIG. 4




FIG. 5





FIG. 6



FIG. 7


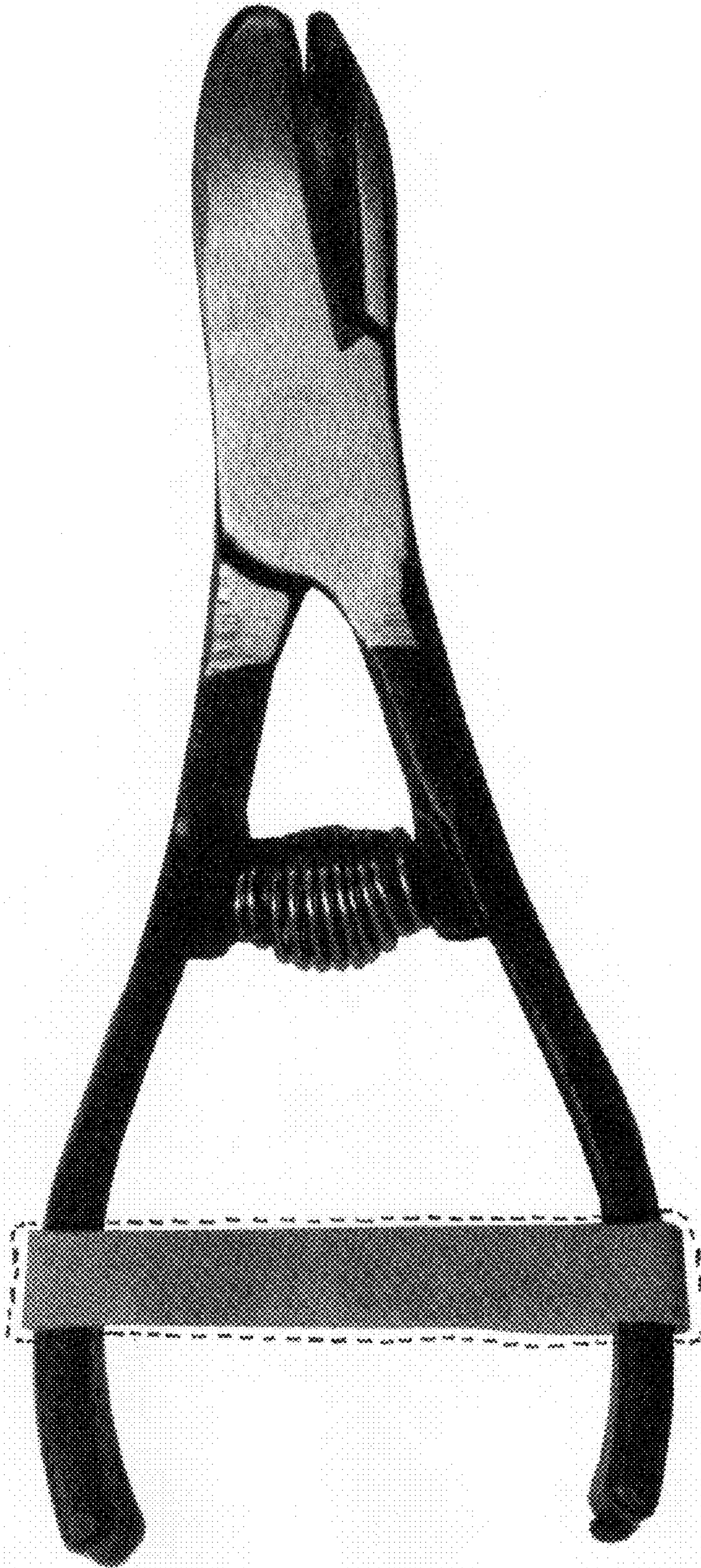




FIG. 8








FIG. 9



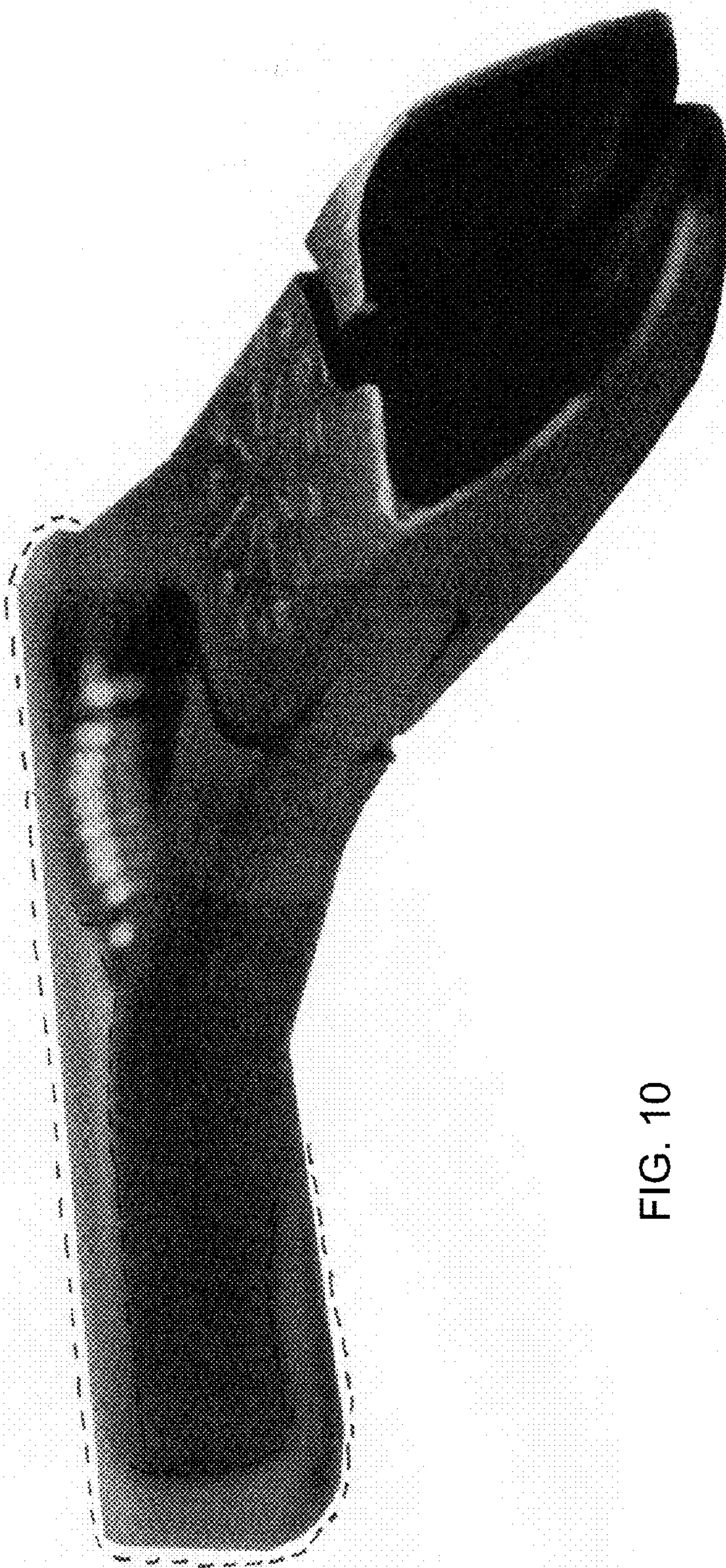


FIG. 10