



US00D723886S

(12) **United States Design Patent**
Manzana Boix et al.

(10) **Patent No.:** **US D723,886 S**
(45) **Date of Patent:** **** Mar. 10, 2015**

(54) **SECATEURS**

(71) Applicant: **Ramon Manzana, S.L.**, Castellon (ES)

(72) Inventors: **Jose Ramon Manzana Boix**, Castellon (ES); **Raul Manzana Boix**, Castellon (ES)

(73) Assignee: **Ramon Manzana, S.L.**, Castellon (ES)

(**) Term: **14 Years**

(21) Appl. No.: **29/475,376**

(22) Filed: **Dec. 3, 2013**

(51) **LOC (10) Cl.** **08-01**

(52) **U.S. Cl.**

USPC **D8/5**

(58) **Field of Classification Search**

CPC A01G 3/08; A01G 3/02; A01G 3/0251;

A01G 3/0255; B26B 13/26; B26B 17/00

USPC D8/4, 5, 52, 57-58; 30/251-252,

30/261-262, 266, 287, 131, 135

See application file for complete search history.

(56) **References Cited**

U.S. PATENT DOCUMENTS

2,938,266 A * 5/1960 Klein, Jr. 30/124

4,790,070 A * 12/1988 Olson 30/134

4,882,959 A * 11/1989 Sakai 81/416

5,214,854 A * 6/1993 Mennicken 30/186
6,634,105 B2 * 10/2003 Lindermeir 30/135
D528,380 S * 9/2006 Sue D7/693

* cited by examiner

Primary Examiner — Sheryl Lane

(74) *Attorney, Agent, or Firm* — Sturm & Fix LLP

(57) **CLAIM**

The ornamental design for secateurs, as shown and described.

DESCRIPTION

FIG. 1 is an open, top perspective view of the secateurs showing our new design;

FIG. 2 is an open, bottom perspective view of the secateurs;

FIG. 3 is an open, rear perspective view of the secateurs;

FIG. 4 is an open, front perspective view of the secateurs;

FIG. 5 is an open, right side perspective view of the secateurs;

FIG. 6 is an open, left side perspective view of the secateurs;

FIG. 7 is a closed, top perspective view of the secateurs, using a non-claimed rubber band;

FIG. 8 is a closed, bottom perspective view of the secateurs, using a non-claimed rubber band;

FIG. 9 is a closed, right side perspective view of the secateurs, using a non-claimed rubber band; and,

FIG. 10 is a closed, bottom perspective view of the secateurs, using a non-claimed rubber band.

The dashed lines showing of the rubber band in FIGS. 7-10 represents environment and forms no part of the claimed design.

1 Claim, 10 Drawing Sheets




FIG. 1



FIG. 2




FIG. 3






FIG. 4



FIG. 5




FIG. 6




FIG. 7




FIG. 8




FIG. 9




FIG. 10