



US00D723853S

(12) **United States Design Patent**
Giraldez

(10) **Patent No.:** **US D723,853 S**
(45) **Date of Patent:** **** Mar. 10, 2015**

(54) **COCKTAIL SHAKER**

(71) Applicant: **Brandon Giraldez**, Marina Del Rey, CA
(US)

(72) Inventor: **Brandon Giraldez**, Marina Del Rey, CA
(US)

(**) Term: **14 Years**

(21) Appl. No.: **29/471,779**

(22) Filed: **Nov. 5, 2013**

(51) **LOC (10) Cl.** **07-01**

(52) **U.S. Cl.**
USPC **D7/300.1; D7/510; D7/517; D9/623;**
D9/616

(58) **Field of Classification Search**
USPC **D7/520, 517, 300.1, 515, 510, 511, 301,**
D7/302, 900, 901; D9/614, 616, 618, 621,
D9/623; 220/903, 703; 215/387, 228
See application file for complete search history.

(56) **References Cited**

U.S. PATENT DOCUMENTS

D99,333 S *	4/1936	Rowse	D9/623
D150,854 S *	9/1948	Herrera, Jr.	D9/616
D152,634 S *	2/1949	Mayfield	D9/619
D216,674 S *	3/1970	Saji	D9/616
D216,867 S *	3/1970	Aslin	D9/619
D217,122 S *	4/1970	Segesman	D9/619
D217,123 S *	4/1970	Segesman	D9/619
D217,124 S *	4/1970	Segesman	D9/619
D217,125 S *	4/1970	Segesman	D9/619
D217,126 S *	4/1970	Lammert	D9/619
D217,127 S *	4/1970	Lammert	D9/619

D265,043 S *	6/1982	Wei	D7/300.1
D282,339 S *	1/1986	Wei	D7/606
D289,610 S *	5/1987	Neyer	D9/632
4,867,214 A *	9/1989	Fuller	428/35.8
D309,404 S *	7/1990	Pierotti	D7/594
D309,405 S *	7/1990	Pierotti	D7/594
D327,817 S *	7/1992	Paullin	D7/515
6,029,855 A *	2/2000	Adams	222/78
D422,459 S *	4/2000	Webb et al.	D7/625
D483,982 S *	12/2003	Irvine	D7/300.1
D510,497 S *	10/2005	Hou	D7/300.1
D520,654 S *	5/2006	Freeman et al.	D26/16
D604,984 S *	12/2009	Kalamaras	D7/300.1
D654,752 S *	2/2012	Krasner	D7/300.1
D661,535 S *	6/2012	Hughes et al.	D7/301
D673,811 S *	1/2013	Roudybush	D7/510
D694,116 S *	11/2013	Spivey	D9/623
D710,651 S *	8/2014	Obioha	D7/515

* cited by examiner

Primary Examiner — Marianne Pandozzi

(74) *Attorney, Agent, or Firm* — Michael N. Cohen; Cohen IP Law Group P.C.

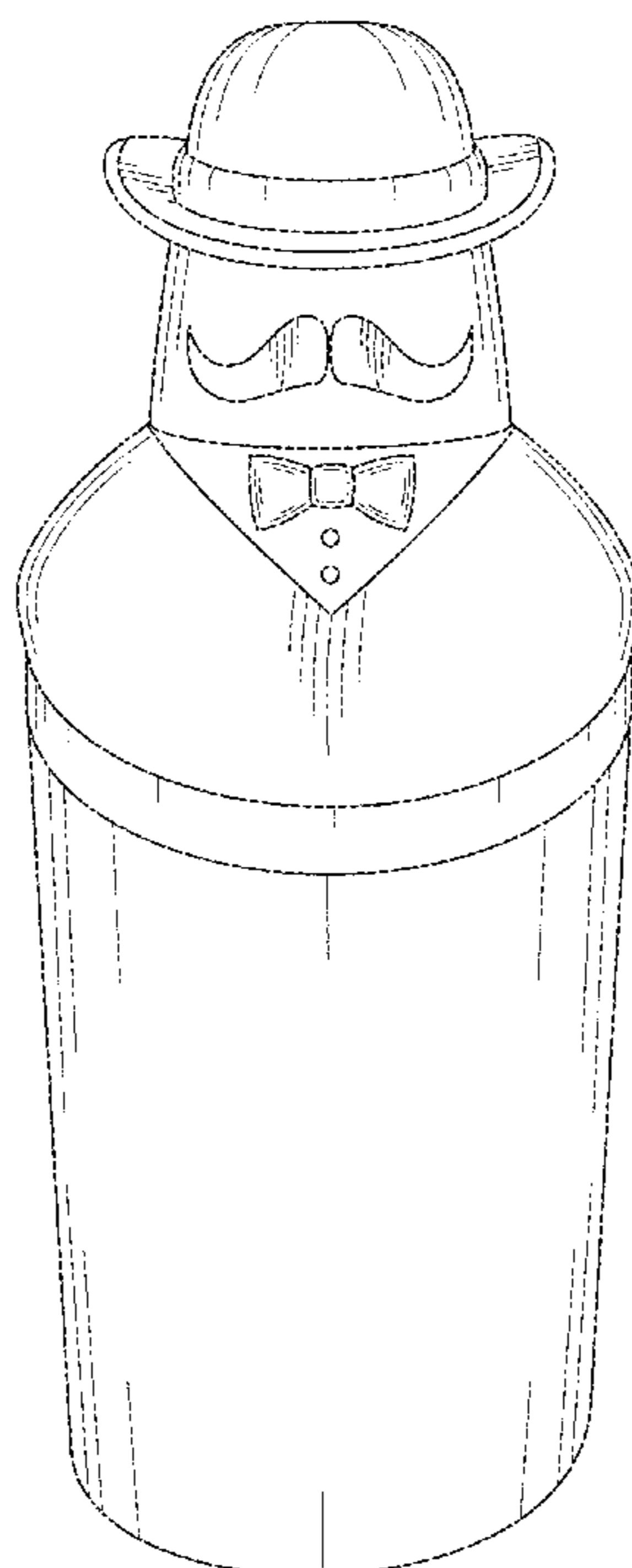
(57) **CLAIM**

I claim the ornamental design for the cocktail shaker, as shown and described.

DESCRIPTION

FIG. 1 is a front perspective view of the cocktail shaker;
FIG. 2 is a front view of FIG. 1;
FIG. 3 is a back view of FIG. 1;
FIG. 4 is a right side view of FIG. 1;
FIG. 5 is a left side view of FIG. 1;
FIG. 6 is a top view of FIG. 1; and,
FIG. 7 is a bottom view of FIG. 1.

1 Claim, 6 Drawing Sheets



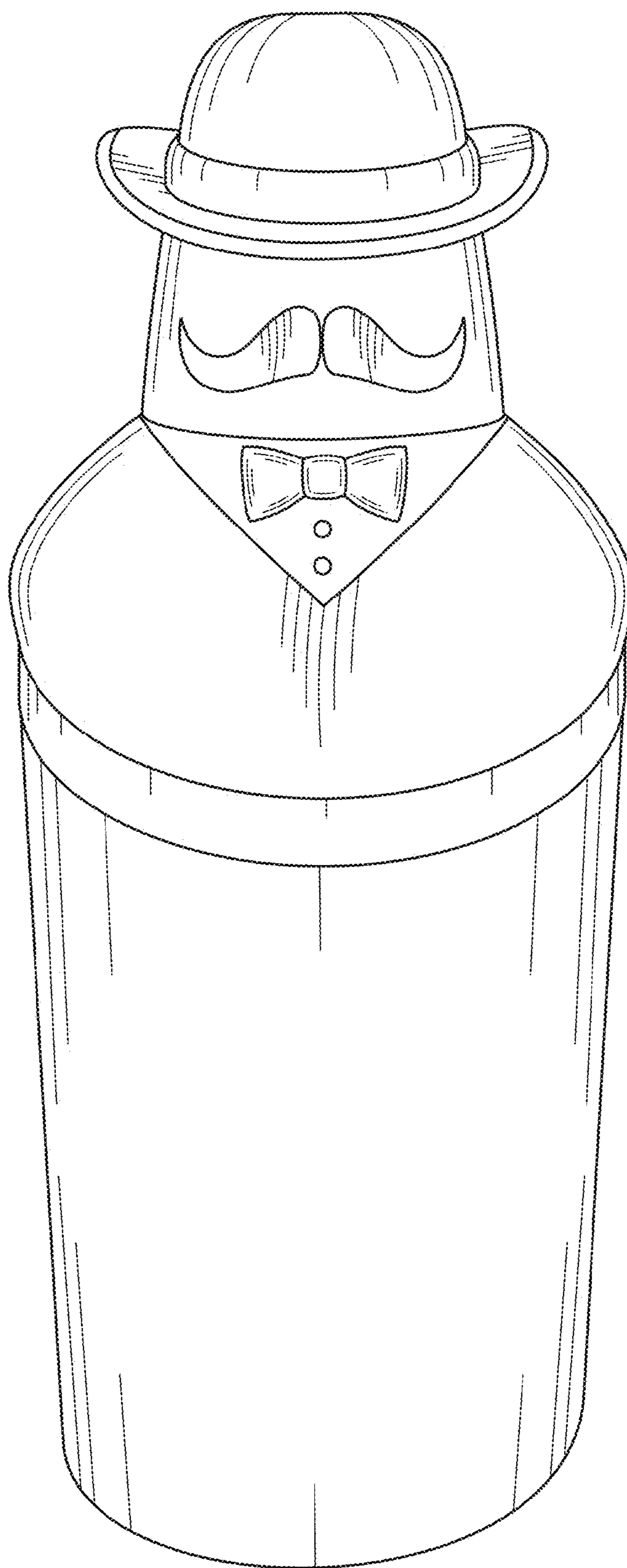


FIG. 1




FIG. 2

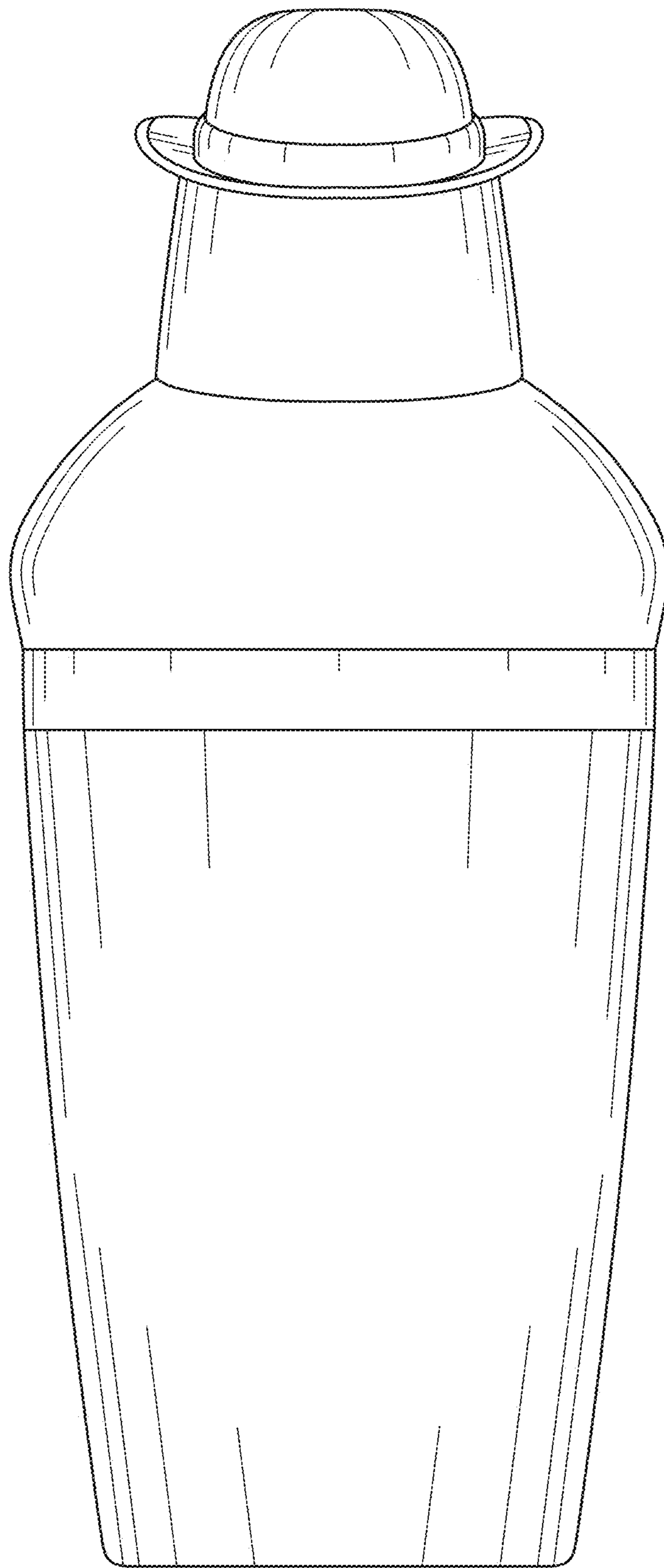


FIG. 3

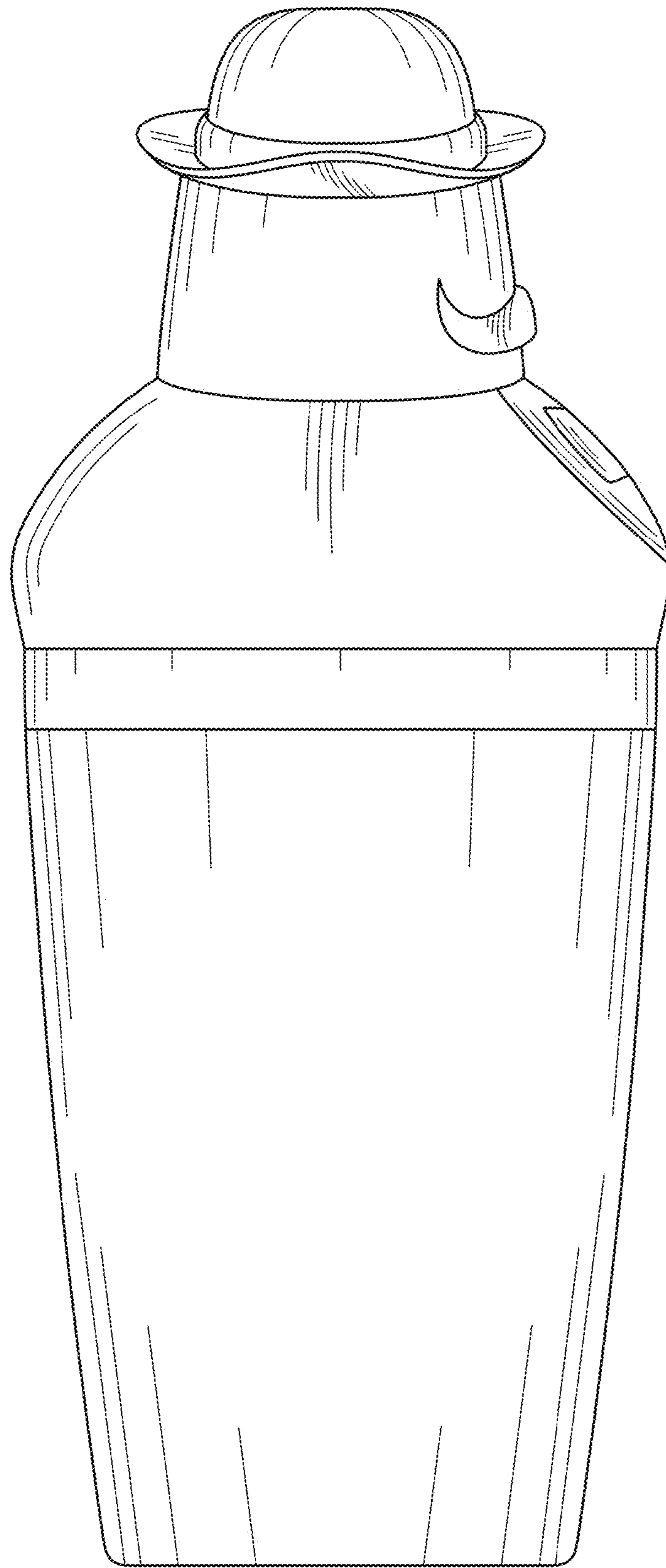


FIG. 4

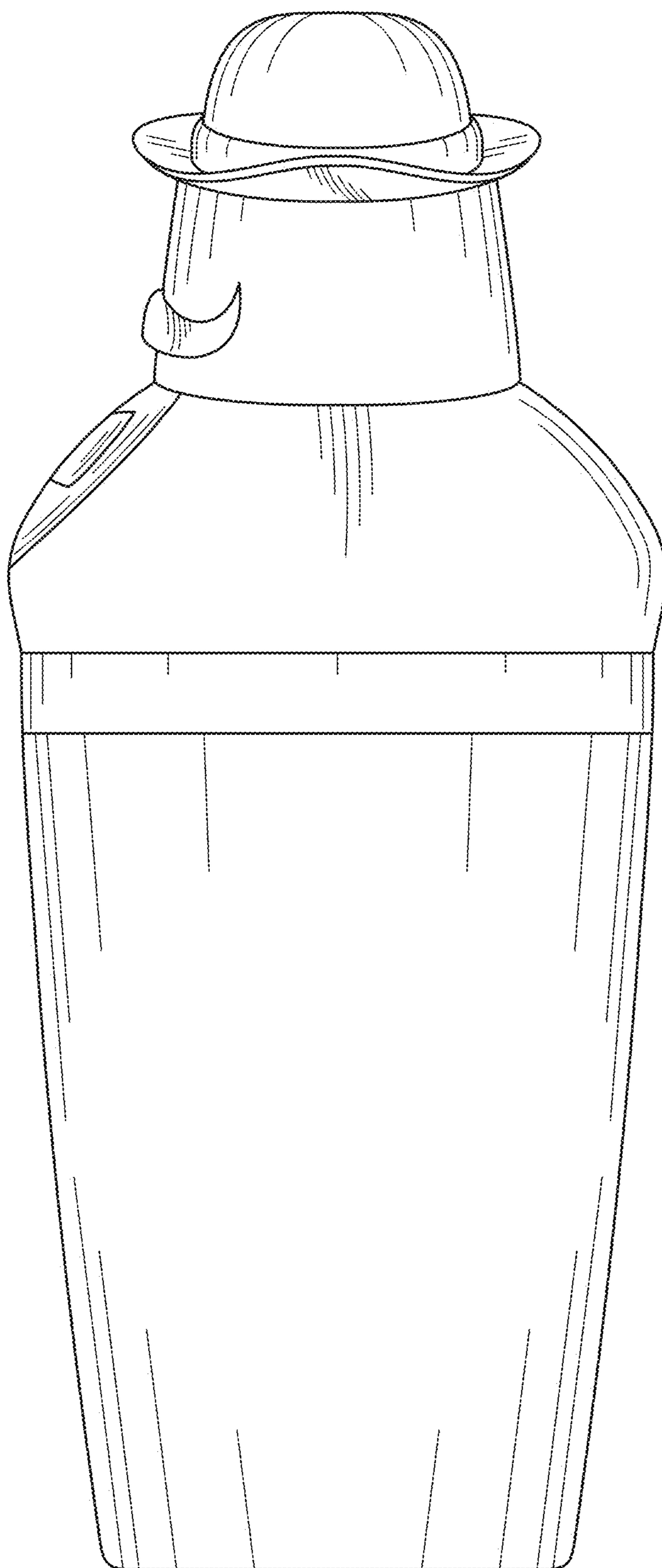


FIG. 5

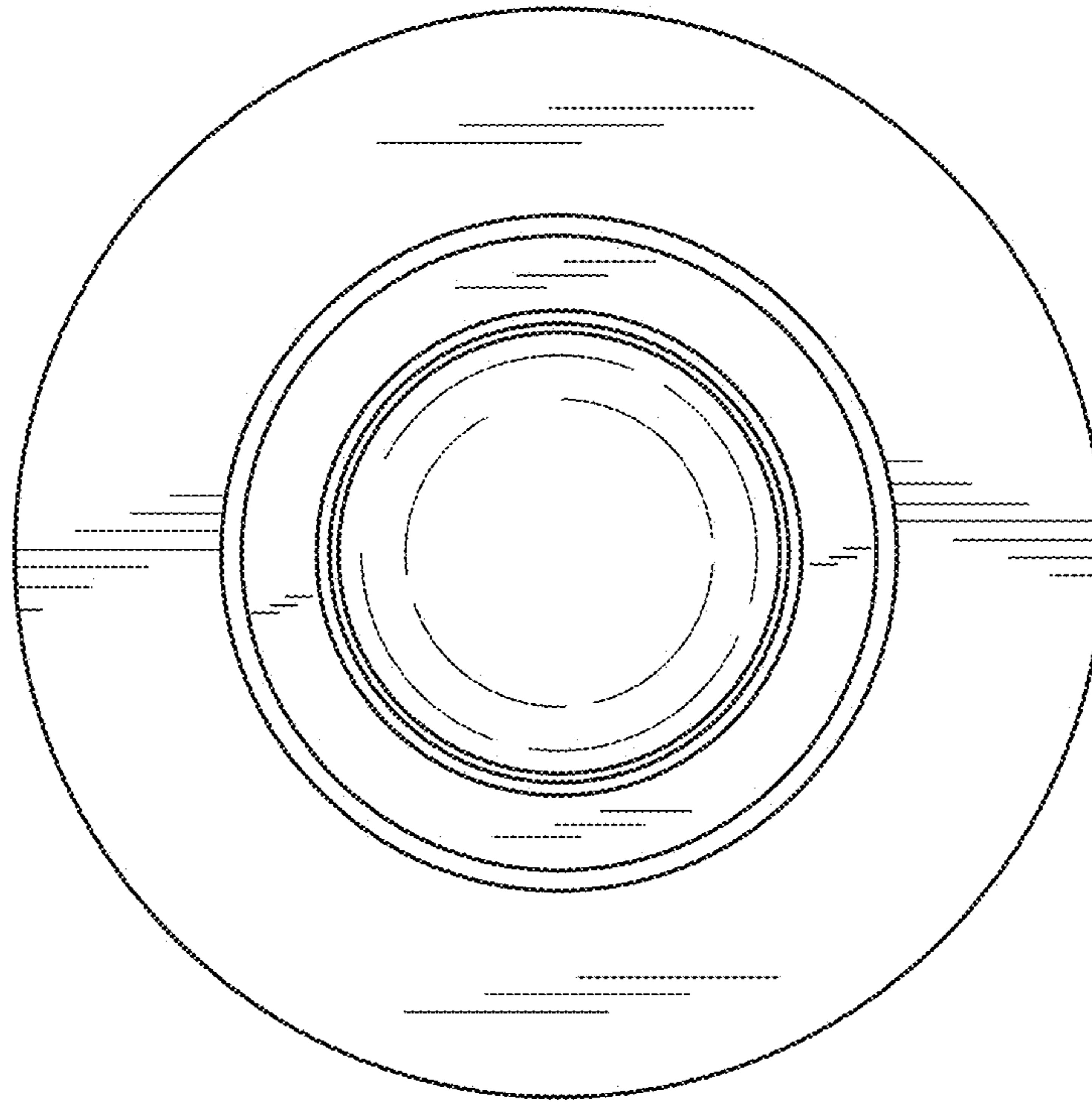


FIG. 6

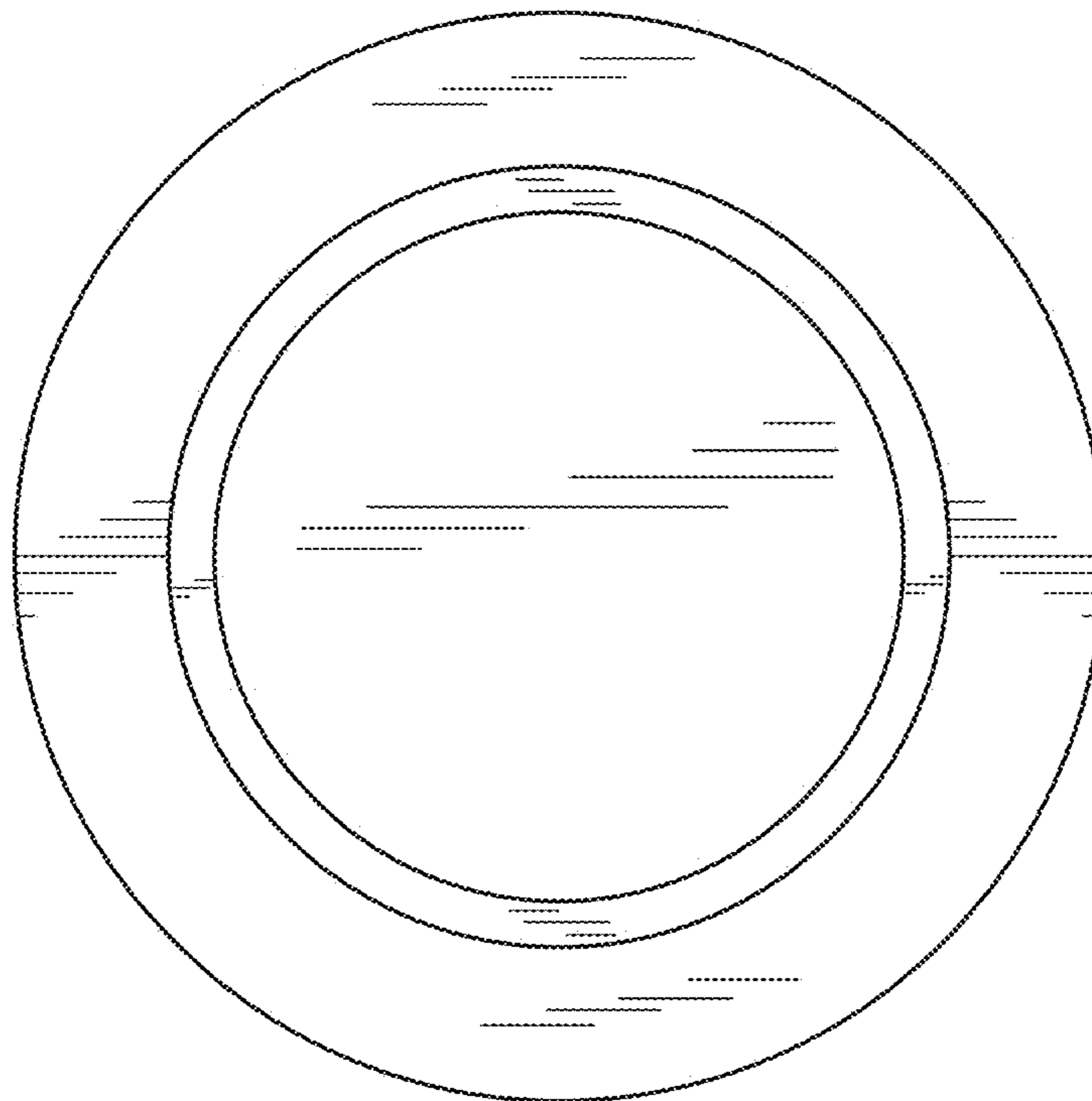


FIG. 7