



US00D723843S

(12) **United States Design Patent**
Lai

(10) **Patent No.:** **US D723,843 S**
(45) **Date of Patent:** **** Mar. 10, 2015**

(54) **STORAGE RACK**

(71) Applicant: **Jung-Tan Lai**, Dacun Township,
Changhua County (TW)

(72) Inventor: **Jung-Tan Lai**, Dacun Township,
Changhua County (TW)

(**) Term: **14 Years**

(21) Appl. No.: **29/508,980**

(22) Filed: **Nov. 12, 2014**

(51) **LOC (10) Cl.** **06-06**

(52) **U.S. Cl.**
USPC **D6/675.1**

(58) **Field of Classification Search**
USPC D6/409-415, 449, 455-458, 461-468,
D6/474, 476-479, 675, 675.1; 211/31.1,
211/85.26, 85.31, 85.4, 33, 134, 186-191,
211/194, 181.1
See application file for complete search history.

(56) **References Cited**

U.S. PATENT DOCUMENTS

D395,769 S * 7/1998 Reeves D6/463
D602,712 S * 10/2009 Ho D6/465

D626,356 S * 11/2010 Ho D6/465
D657,979 S * 4/2012 Sokol et al. D6/479
D677,944 S * 3/2013 Lai D6/675.1
D693,608 S * 11/2013 Cheng D6/675.1
D703,467 S * 4/2014 Ho et al. D6/675.1
2009/0152225 A1 * 6/2009 Lee 211/187
2010/0181274 A1 * 7/2010 Vargo et al. 211/187
2010/0300993 A1 * 12/2010 Ho 211/13.1

* cited by examiner

Primary Examiner — Kelley Donnelly

(74) *Attorney, Agent, or Firm* — Leong C. Lei

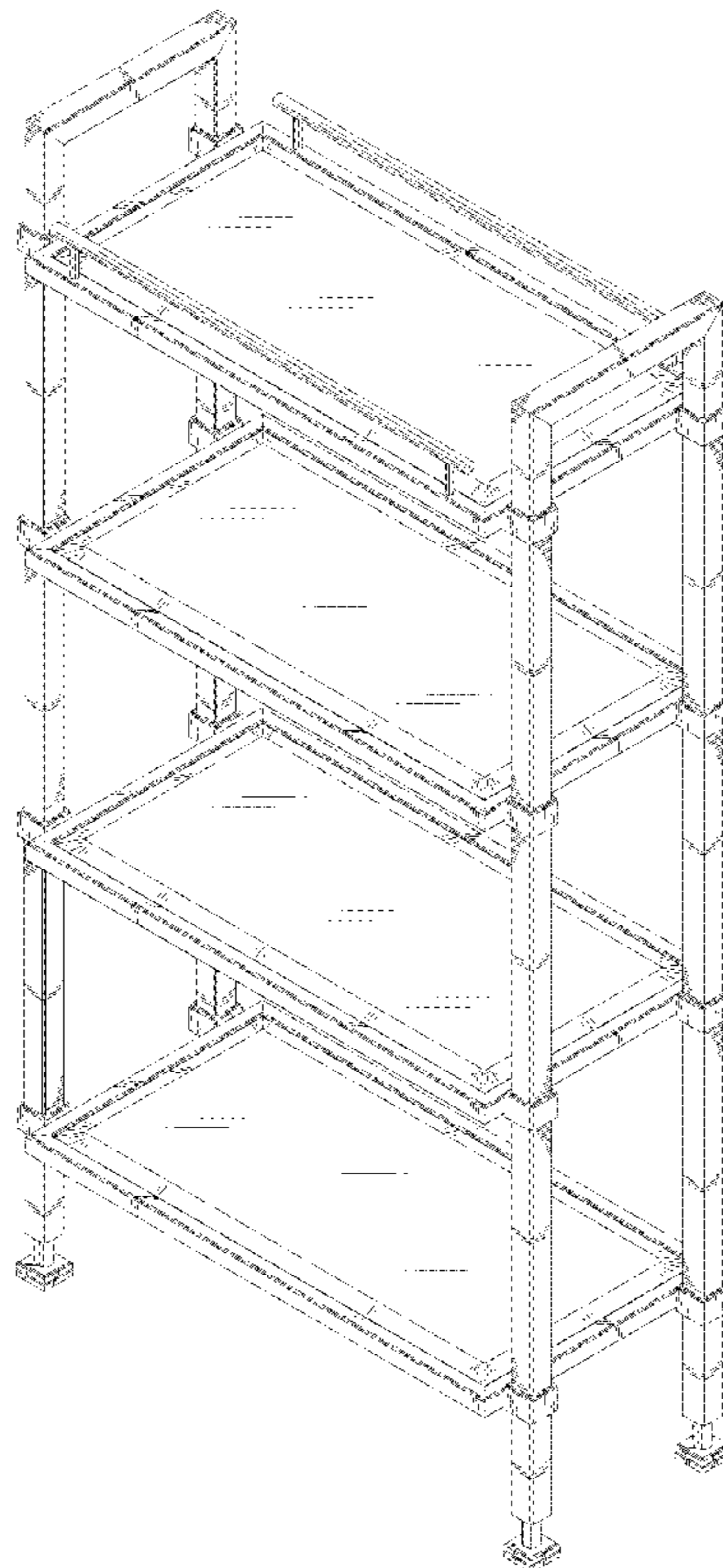
(57) **CLAIM**

The ornamental design for a storage rack, as shown and described.

DESCRIPTION

FIG. 1 is a front perspective view of a storage rack showing my new design;
FIG. 2 is a front elevational view thereof;
FIG. 3 is a rear elevational view thereof;
FIG. 4 is a left elevational view thereof;
FIG. 5 is a right elevational view thereof;
FIG. 6 is a top plan view thereof; and,
FIG. 7 is a bottom plan view thereof.

1 Claim, 7 Drawing Sheets



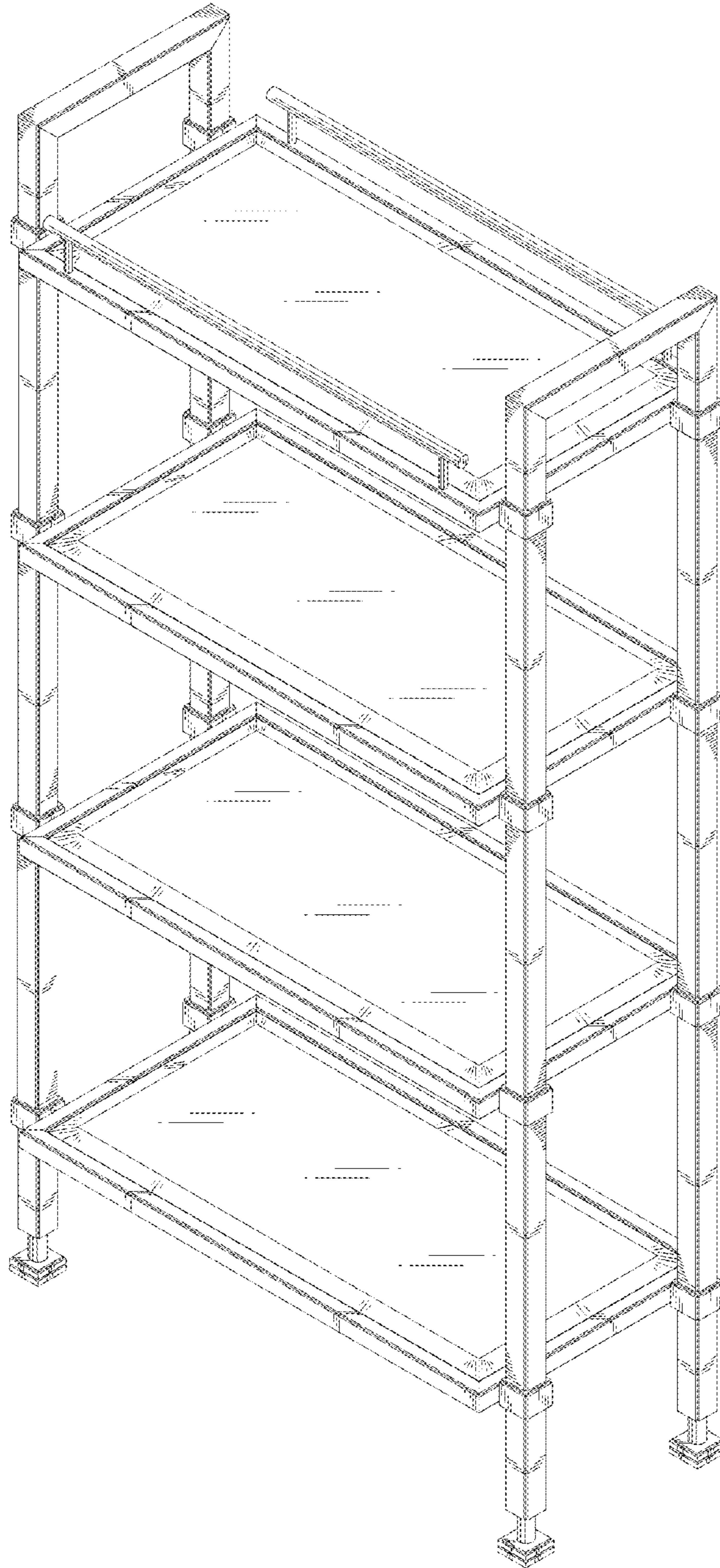


FIG. 1




FIG. 2




FIG. 3

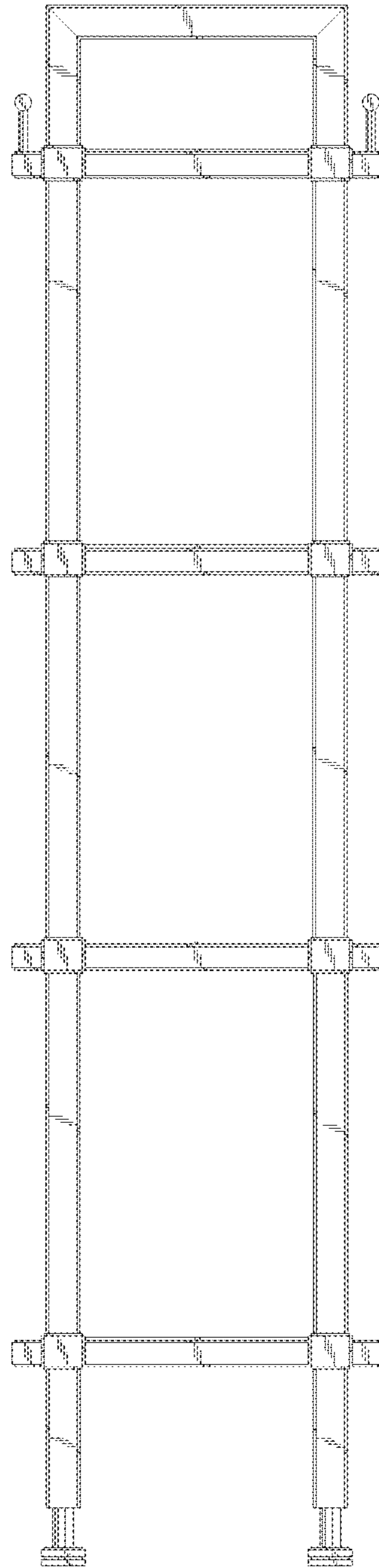


FIG. 4

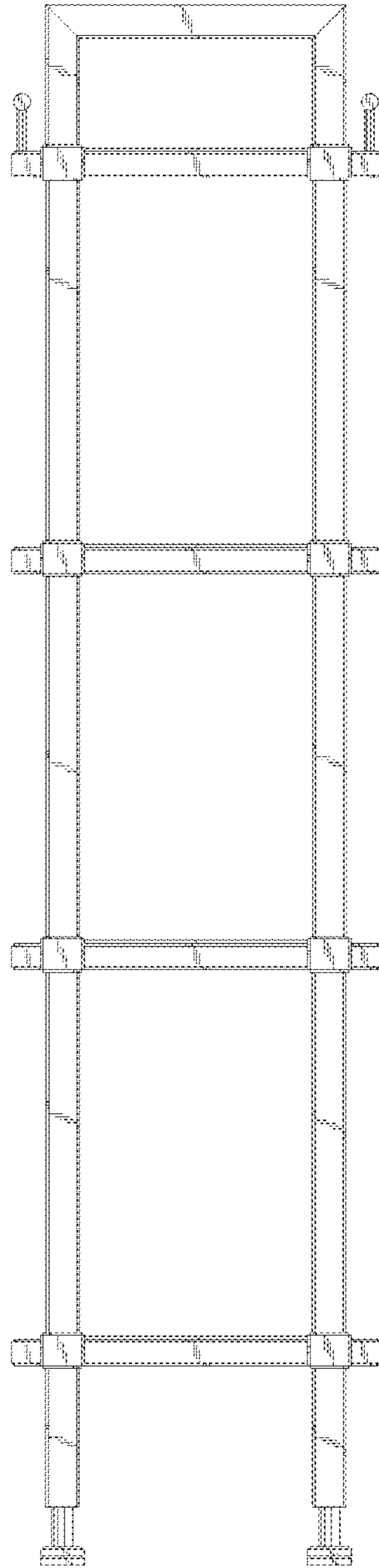


FIG. 5

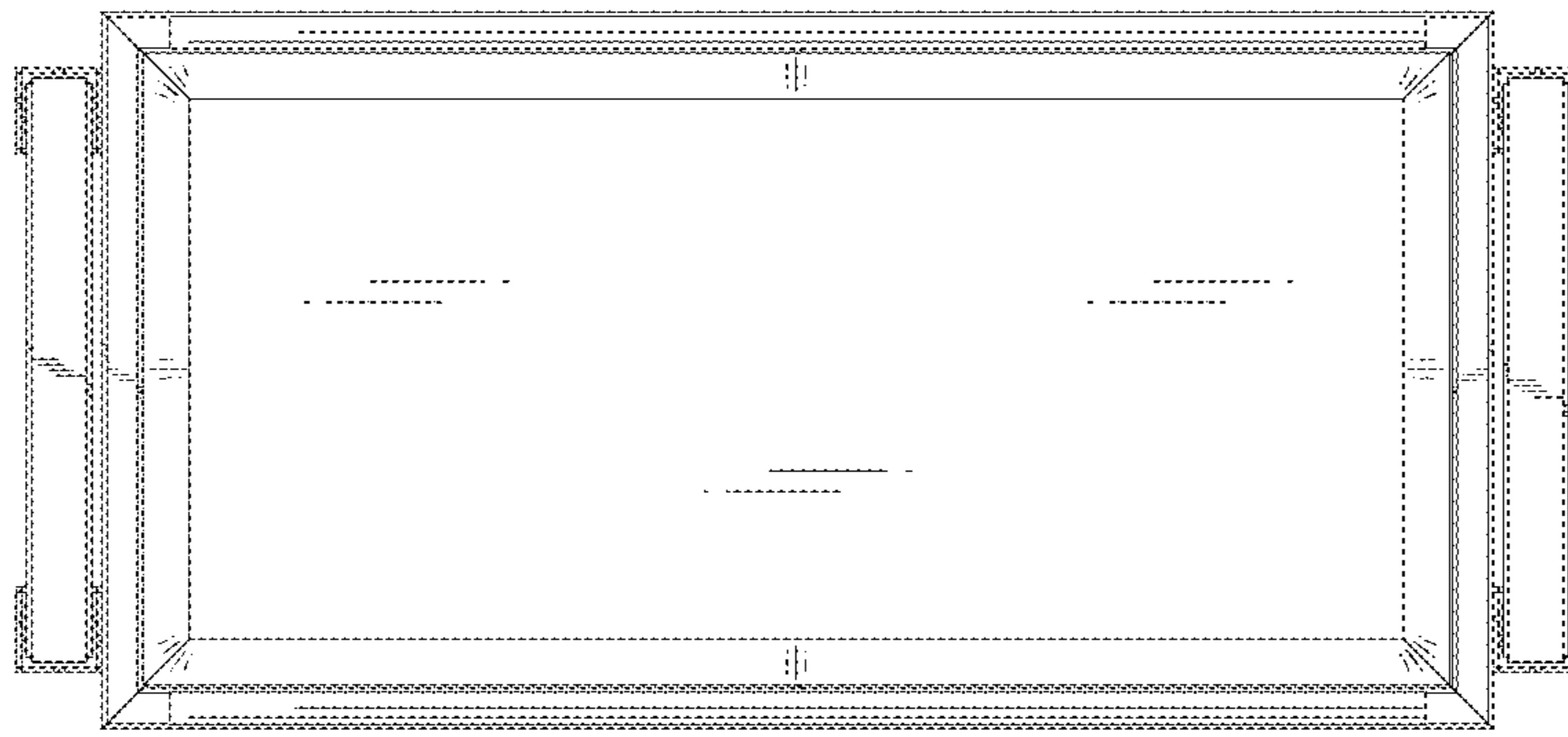


FIG. 6

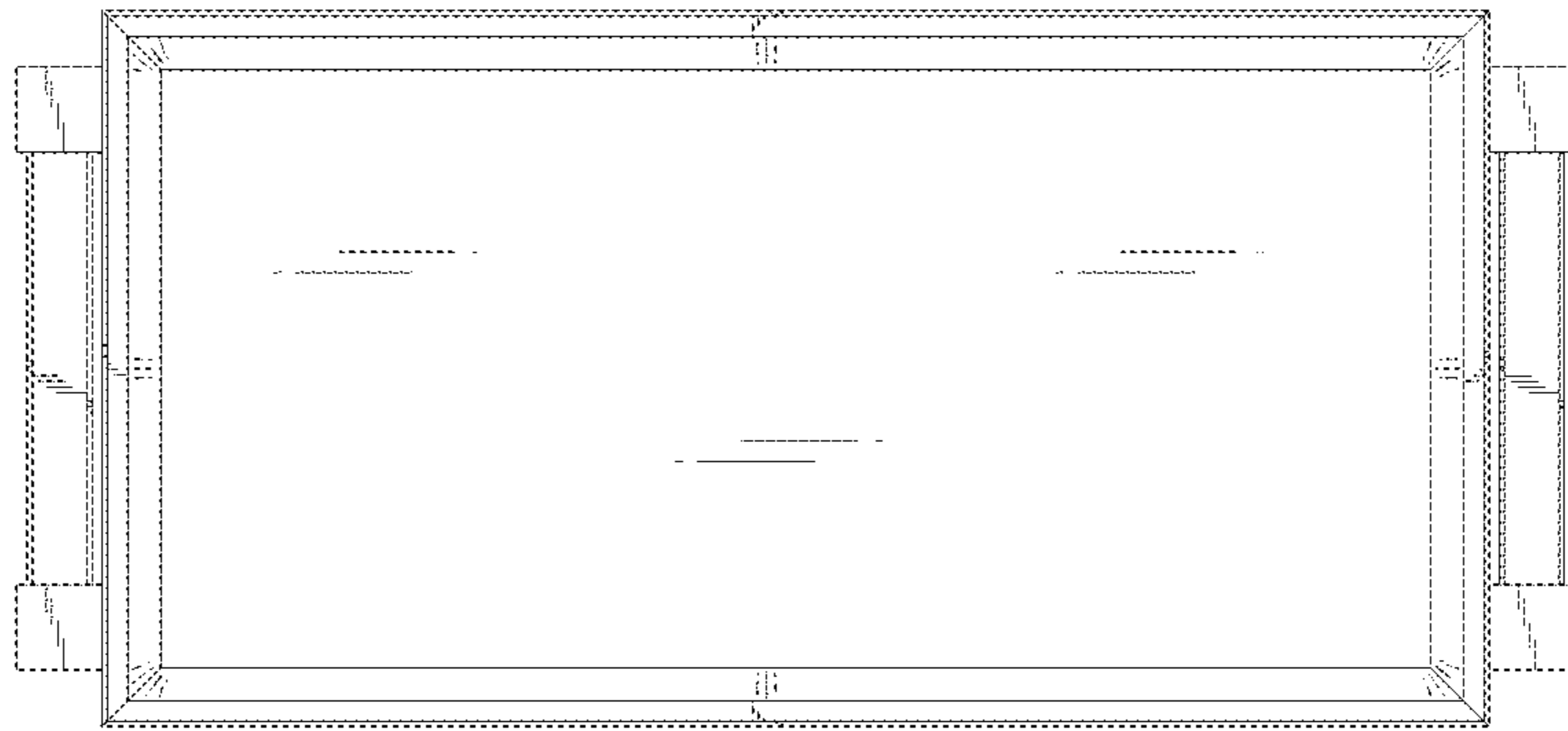


FIG. 7