



US00D723833S

(12) **United States Design Patent**
Cahill

(10) **Patent No.:** **US D723,833 S**
(45) **Date of Patent:** **** Mar. 10, 2015**

(54) **ACCESSORY POST**
(71) Applicant: **Moen Incorporated**, North Olmsted, OH (US)
(72) Inventor: **Sam Cahill**, Chesterland, OH (US)
(73) Assignee: **Moen Incorporated**, North Olmsted, OH (US)
(**) Term: **14 Years**
(21) Appl. No.: **29/499,024**
(22) Filed: **Aug. 11, 2014**
(51) **LOC (10) Cl.** **23-02**
(52) **U.S. Cl.**
USPC **D6/524; D6/550**
(58) **Field of Classification Search**
USPC D6/518-524, 546-550; D8/300, 370, D8/315; 108/28-29; 211/13.1, 16, 85.5, 211/86.01, 87.01, 88.04, 100, 105.1, 105.2, 211/106, 113, 123, 181.1, 182-183; 248/49, 175, 176.1, 200, 201, 205.1, 248/251, 302, 309.1, 315; 242/570, 590, 242/595-598
See application file for complete search history.

D327,196 S 6/1992 Crook et al.
D388,644 S 1/1998 Chen
D416,419 S 11/1999 Chen
D423,854 S 5/2000 Roth et al.
D424,344 S 5/2000 Roth et al.
D439,088 S 3/2001 Chen
D463,934 S 10/2002 Gilbert et al.
D465,116 S 11/2002 Chen
D492,151 S * 6/2004 Chen D6/524
D492,523 S 7/2004 Graves et al.
D498,378 S 11/2004 Wu
D530,958 S 10/2006 Gilbert
D534,023 S 12/2006 Berberet et al.
D544,263 S 6/2007 Kakihana
D557,382 S 12/2007 Tsai
D596,887 S 7/2009 Sedwick
D608,124 S 1/2010 Sedwick
D609,040 S 2/2010 Koury
D624,160 S 9/2010 Wang

(Continued)

Primary Examiner — Brian N Vinson
(74) *Attorney, Agent, or Firm* — Calfee, Halter & Griswold LLP

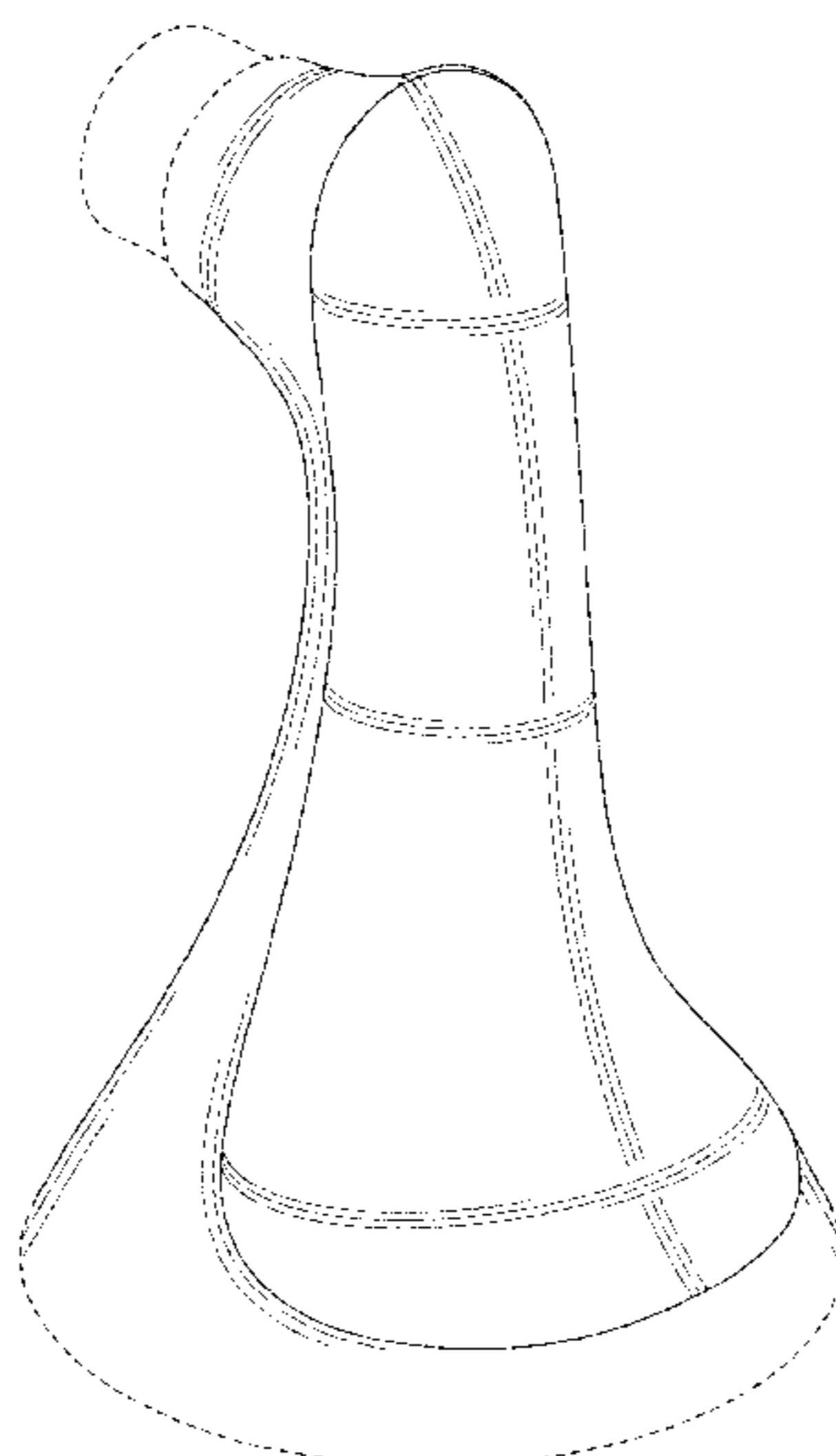
(57) **CLAIM**
The ornamental design for an accessory post, as shown and described.

DESCRIPTION

FIG. 1 is a perspective view of an accessory post of the new design;
FIG. 2 is a front elevational view of the accessory post of FIG. 1;
FIG. 3 is a left side elevational view of the accessory post of FIG. 1;
FIG. 4 is a right side elevational view of the accessory post of FIG. 1; and,
FIG. 5 is a top plan view of the accessory post of FIG. 1, the bottom plan view being a mirror image thereof.
The portions of the Figures shown in broken lines are not part of the claimed design and are for illustration only.

1 Claim, 3 Drawing Sheets

(56) **References Cited**
U.S. PATENT DOCUMENTS
D82,571 S 11/1930 Lovett
D84,671 S 7/1931 Baker
1,891,048 A 12/1932 Keefe
D101,210 S 9/1936 Connors
D144,011 S 2/1946 Van Doren
D150,751 S 8/1948 Bozoti
D150,771 S 8/1948 Iskyan
2,490,854 A 12/1949 Bozoti
D163,444 S 5/1951 Crook
D191,781 S 11/1961 Latham
D272,591 S 2/1984 Shames et al.
D291,753 S 9/1987 Pool



(56)

References Cited

U.S. PATENT DOCUMENTS

D633,736 S *	3/2011	Sedwick	D6/524	D666,040 S	8/2012	Sedwick	
D635,381 S	4/2011	Kim		D668,490 S	10/2012	Yoo	
D654,742 S *	2/2012	Slothower et al.	D6/524	D668,897 S *	10/2012	Romero	D6/524
				D701,707 S *	4/2014	Georgeson	D6/524
				D706,056 S *	6/2014	Georgeson	D6/524

* cited by examiner

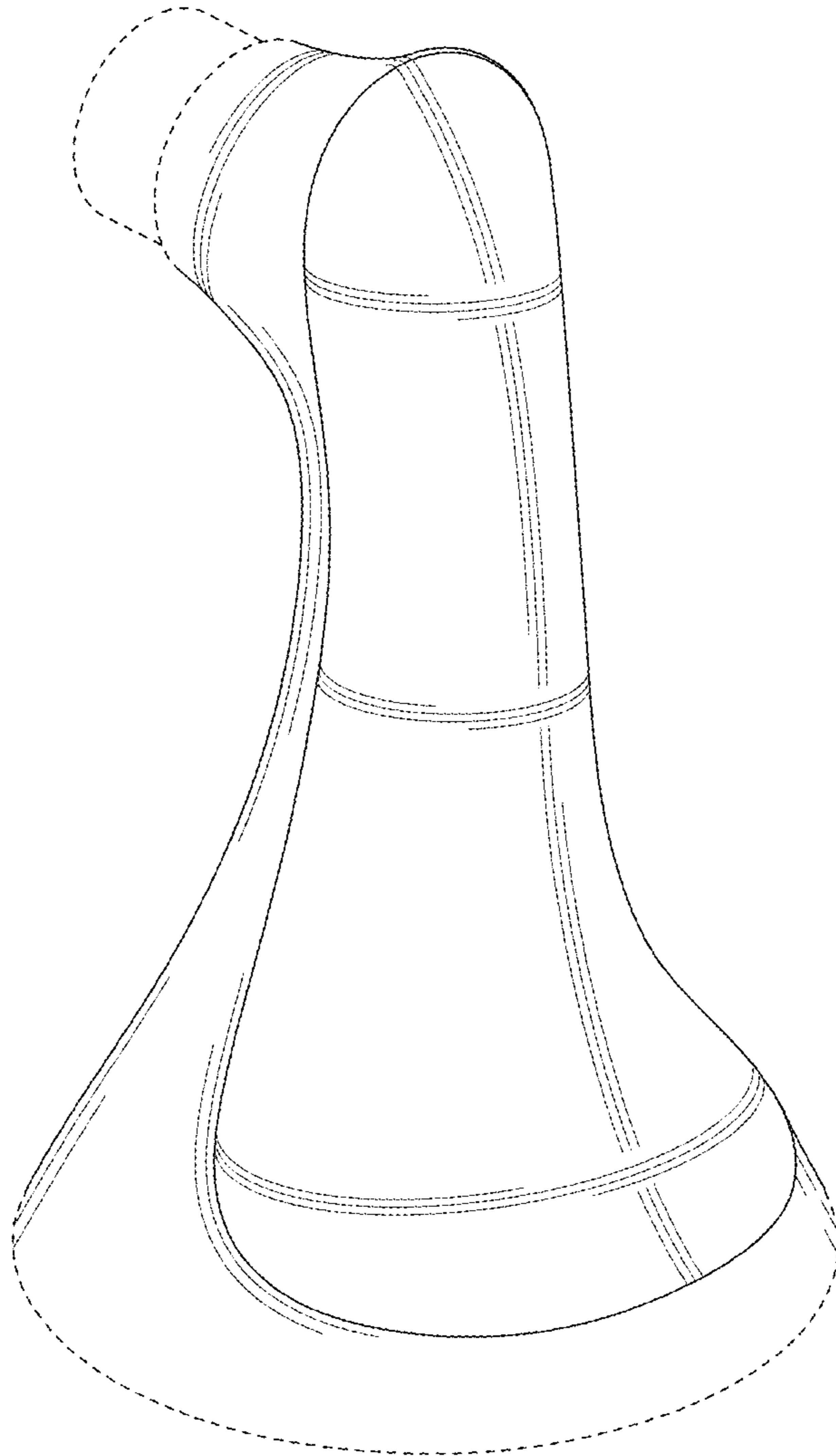


FIG. 1

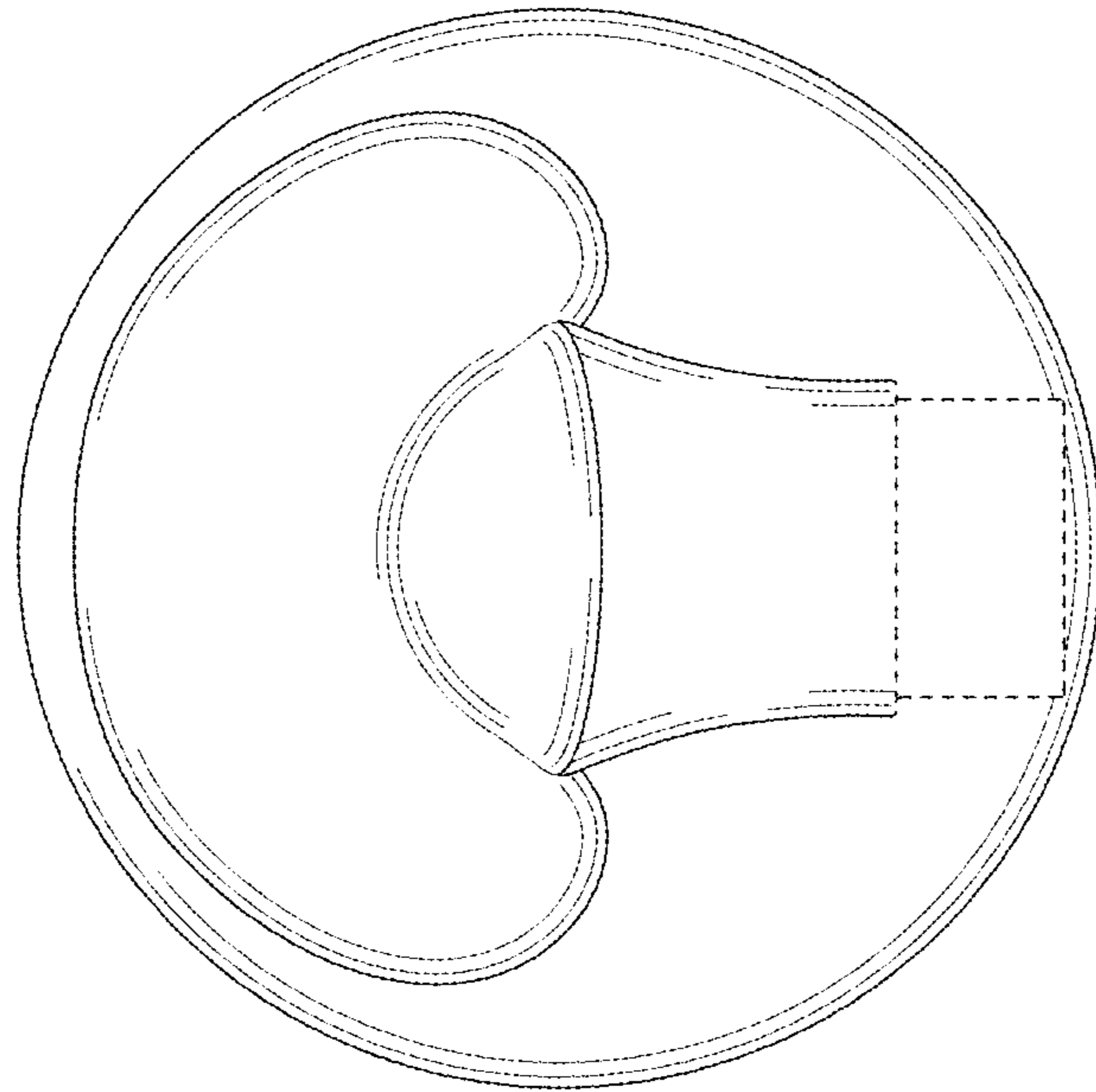


FIG. 2

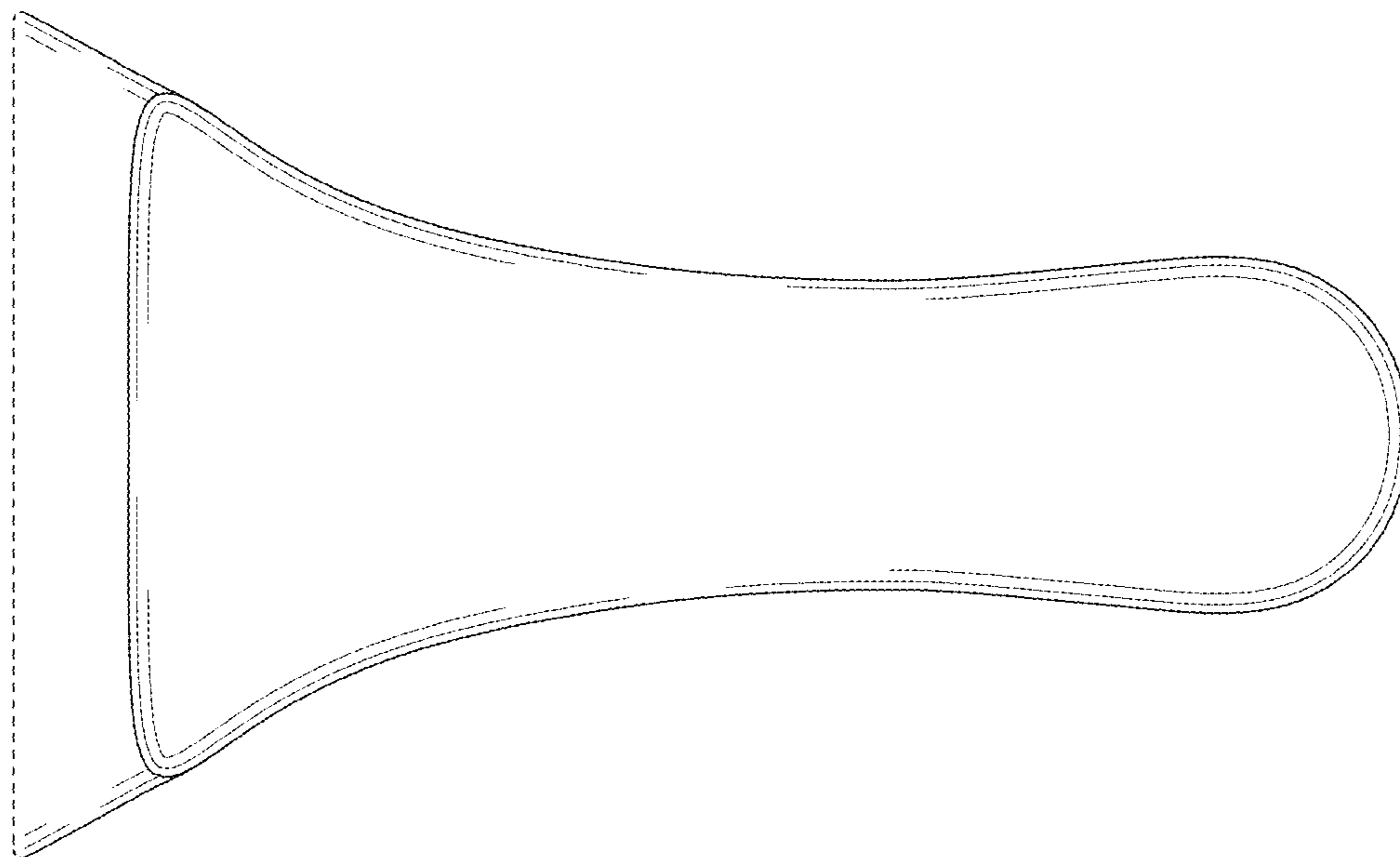


FIG. 3

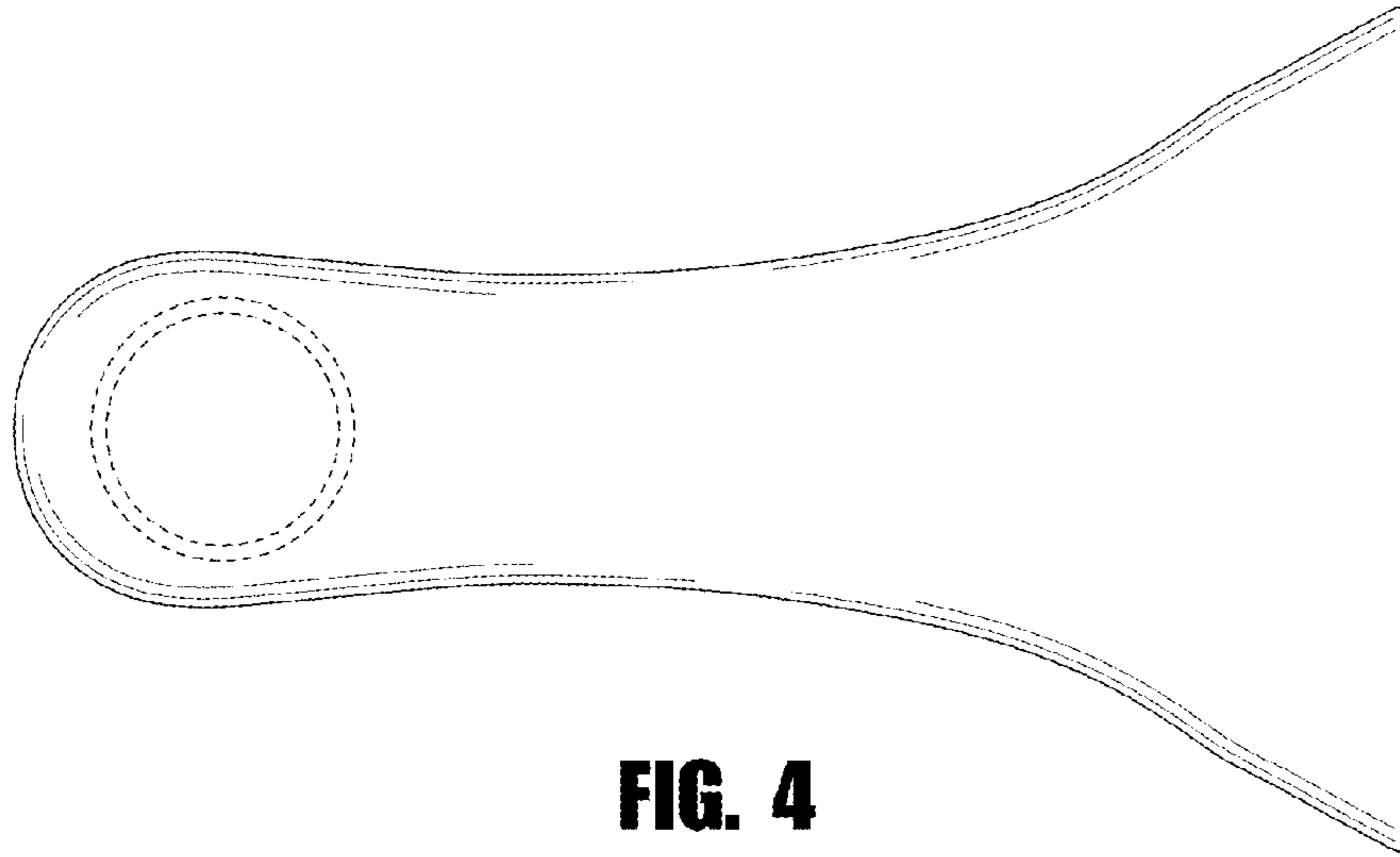


FIG. 4

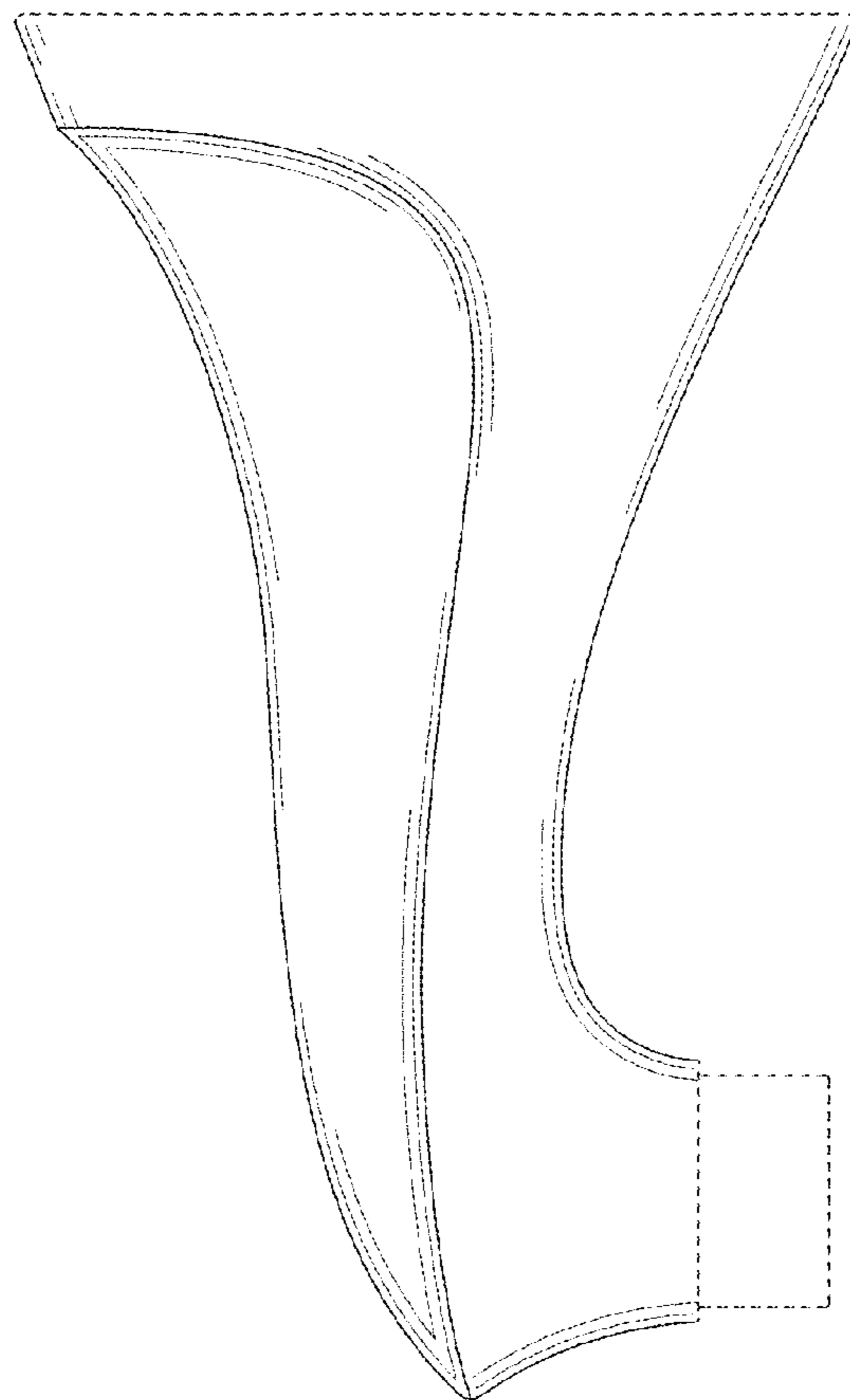


FIG. 5