



US00D723824S

(12) **United States Design Patent**  
**Persson et al.**

(10) **Patent No.:** **US D723,824 S**  
(45) **Date of Patent:** **\*\* Mar. 10, 2015**

- (54) **SEAT**
- (71) Applicant: **Volvo Car Corporation**, Göteborg (SE)
- (72) Inventors: **Sven-Olof Persson**, Mölnlycke (SE);  
**Marcus Nilsson**, Göteborg (SE)
- (73) Assignee: **Volvo Car Corporation** (SE)
- (\*\*) Term: **14 Years**
- (21) Appl. No.: **29/496,467**
- (22) Filed: **Jul. 14, 2014**

- (30) **Foreign Application Priority Data**  
Jan. 28, 2014 (EM) ..... 001405450
- (51) **LOC (10) Cl.** ..... **06-01**
- (52) **U.S. Cl.**  
USPC ..... **D6/356**
- (58) **Field of Classification Search**  
CPC ..... B60N 2/48; B60N 2/22; B60N 2/449;  
B60N 2/4882; A47C 7/40; A47C 7/022;  
A47C 7/18  
USPC ..... D6/334-336, 356, 367, 368, 374, 375,  
D6/716, 716.1, 716.2, 716.3, 716.4;  
297/396, 353, 354.1, 452.21, 452.24,  
297/452.26, 452.29, 452.34, 452.35  
See application file for complete search history.

- (56) **References Cited**  
U.S. PATENT DOCUMENTS  
D440,062 S \* 4/2001 Tsay ..... D6/356  
D460,279 S \* 7/2002 Moburg ..... D6/356

D506,084 S *	6/2005	Beermann et al. ....	D6/356
D535,485 S *	1/2007	Moburg .....	D6/356
D541,542 S *	5/2007	Yokoyama et al. ....	D6/356
D578,785 S *	10/2008	Wyszogrod et al. ....	D6/356
D592,413 S *	5/2009	Higashida .....	D6/356
D614,878 S *	5/2010	Higashida et al. ....	D6/356
D650,187 S *	12/2011	Nakaminami et al. ....	D6/356
D695,535 S *	12/2013	Moburg et al. ....	D6/356
8,840,185 B2 *	9/2014	Worlitz .....	2/48

**OTHER PUBLICATIONS**

Photo of Volvo 850 GLT (1992) headrest.  
OHIM Registration Certificate No. 001903832-0001, registered Nov. 8, 2011 (8 pages).  
US D718,946, 12/2014, Persson et al. (withdrawn)\*

\* cited by examiner

*Primary Examiner* — Mimosa De  
(74) *Attorney, Agent, or Firm* — Renner, Otto, Boisselle & Sklar, LLP

- (57) **CLAIM**  
The ornamental design for a seat, as shown and described.

**DESCRIPTION**

FIG. 1 is a perspective view of a seat showing our new design. FIG. 2 is another perspective view thereof. FIG. 3 is a front view thereof. FIG. 4 is a rear view thereof. FIG. 5 is a right side view thereof. FIG. 6 is a top view thereof; and, FIG. 7 is a bottom view thereof.

**1 Claim, 7 Drawing Sheets**







FIG. 1





FIG. 2






FIG. 3





FIG. 4






FIG. 5






FIG. 6






FIG. 7