



US00D723809S

(12) **United States Design Patent**
Song

(10) **Patent No.:** **US D723,809 S**

(45) **Date of Patent:** **** Mar. 10, 2015**

(54) **TOOTHBRUSH WITH ATTACHMENTS**

(71) Applicant: **Sally Song**, Franklin Lakes, NJ (US)

(72) Inventor: **Sally Song**, Franklin Lakes, NJ (US)

(**) Term: **14 Years**

(21) Appl. No.: **29/503,633**

(22) Filed: **Sep. 29, 2014**

(51) **LOC (10) Cl.** **04-02**

(52) **U.S. Cl.**

USPC **D4/108**; D4/112

(58) **Field of Classification Search**

CPC A46B 3/00; A46B 3/02; A46B 3/22;
A46B 5/0095; A46B 7/04; A46B 7/042;
A46B 9/00; A46B 9/005; A46B 9/02; A46B
9/04; A46B 15/0069; A46B 15/0071; A46B
15/0073; A46B 15/0081; A46B 2200/1066;
A46B 2200/1073; A46B 2200/108; A46B
2200/1086; A61C 15/00; A61C 15/04; A61C
15/043; A61C 15/046; A61C 15/048
USPC D4/104–113, 116, 118, 121, 134;
D24/146, 147, 152, 154; D28/65, 66,
D28/68; 15/110, 111, 167.1, 167.2, 176.1,
15/188; 132/308, 309, 311; 606/161
See application file for complete search history.

(56) **References Cited**

U.S. PATENT DOCUMENTS

1,738,389 A * 12/1929 Oliver 132/309
D240,341 S * 6/1976 Najjar D4/108

D332,700 S * 1/1993 Hill D4/117
5,678,274 A * 10/1997 Liu 15/167.1
6,039,050 A * 3/2000 Goldenberg 132/309
D628,807 S * 12/2010 Vazquez D4/106
D698,554 S * 2/2014 Xi et al. D4/104

FOREIGN PATENT DOCUMENTS

DE 2503861 A * 8/1976 A61C 15/00
JP 2000050958 A * 2/2000 A46B 9/04
JP 2000060642 A * 2/2000 A46B 17/08
JP 2001346632 A * 12/2001 A46B 9/04

* cited by examiner

Primary Examiner — Robin V. Webster

Assistant Examiner — Lavone D Tabor

(74) *Attorney, Agent, or Firm* — Scott H Kaliko, Esq.;
Kaliko & Associates, LLC

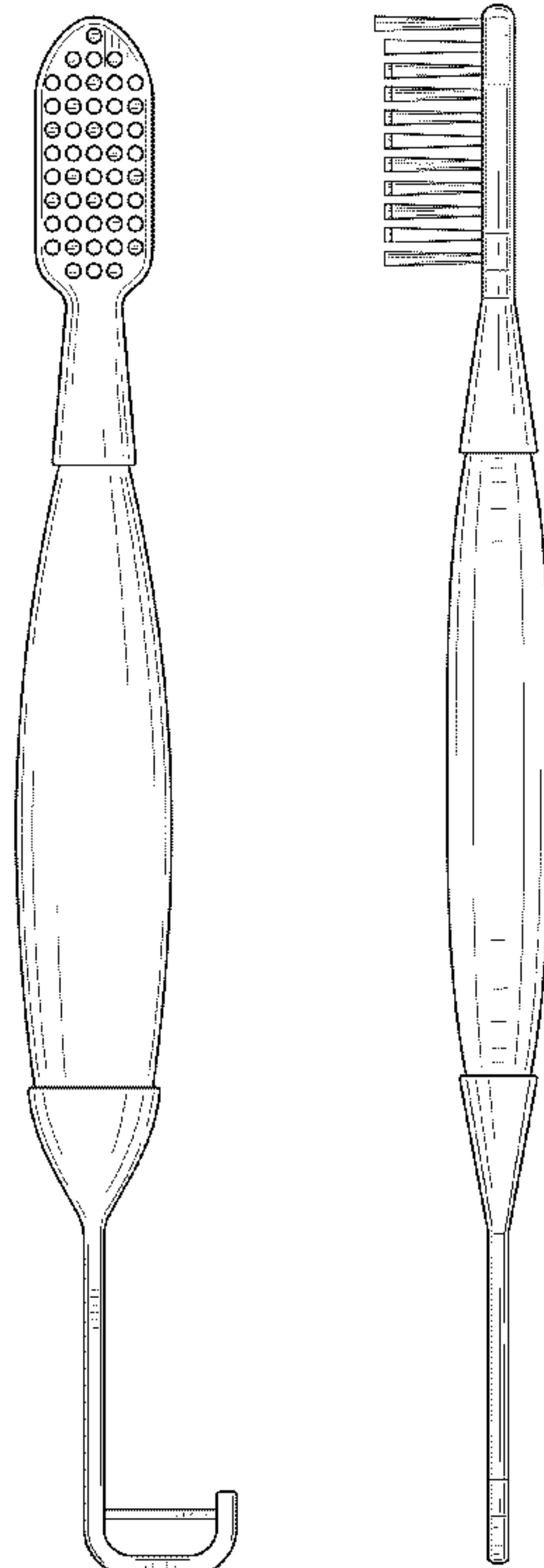
(57) **CLAIM**

The ornamental design for a toothbrush with attachments, as shown and described.

DESCRIPTION

FIG. 1 is a PERSPECTIVE view of the present invention;
FIG. 2 is a FRONT view of the present invention;
FIG. 3 is a BACK view of the present invention;
FIG. 4 is a SIDE view of the present invention;
FIG. 5 is a SIDE view of the present invention;
FIG. 6 is a TOP view of the present invention;
FIG. 7 is a BOTTOM view of the present invention; and,
FIG. 8 is a EXPLODED view of the present invention.

1 Claim, 4 Drawing Sheets



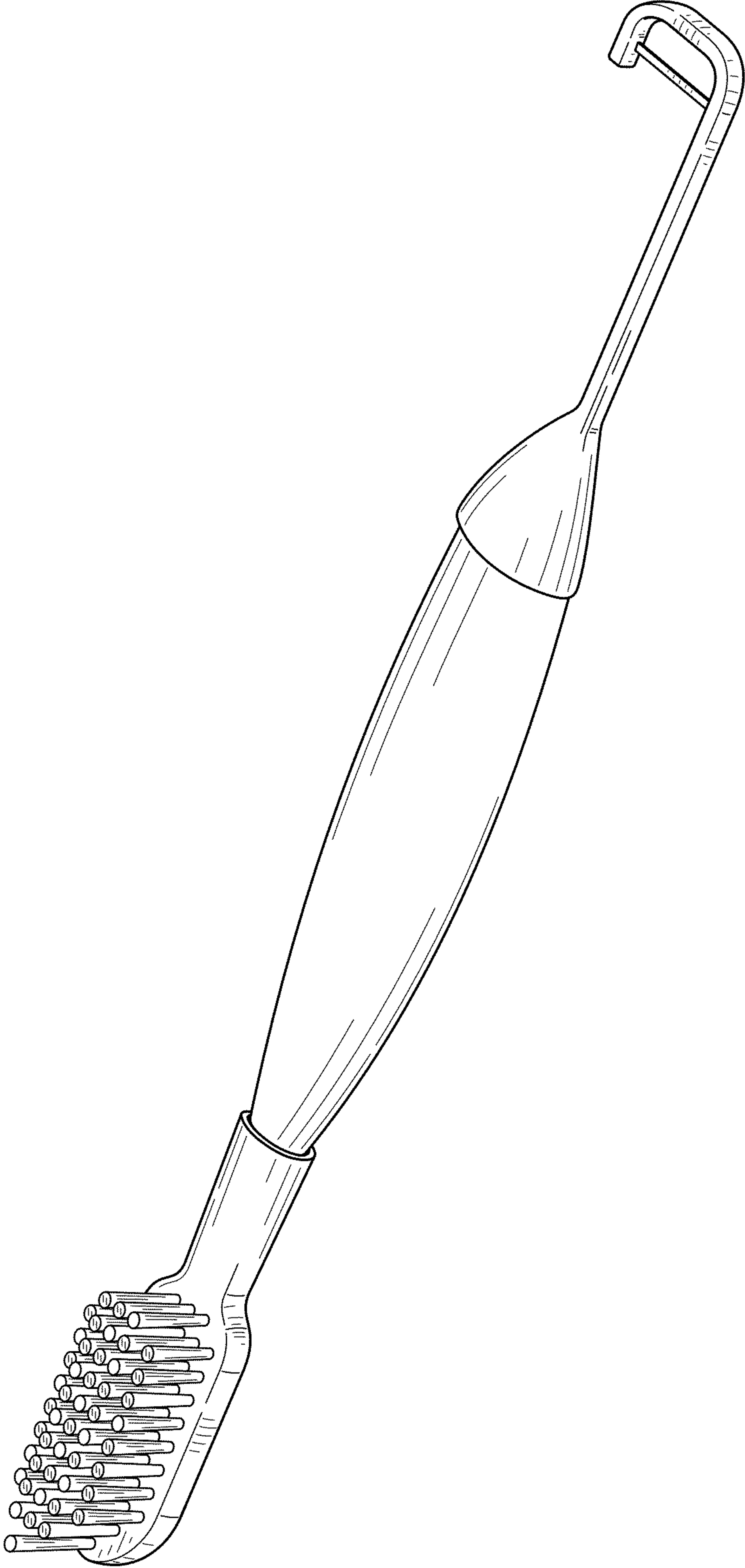


FIG. 1



FIG. 2



FIG. 3




FIG. 4




FIG. 5

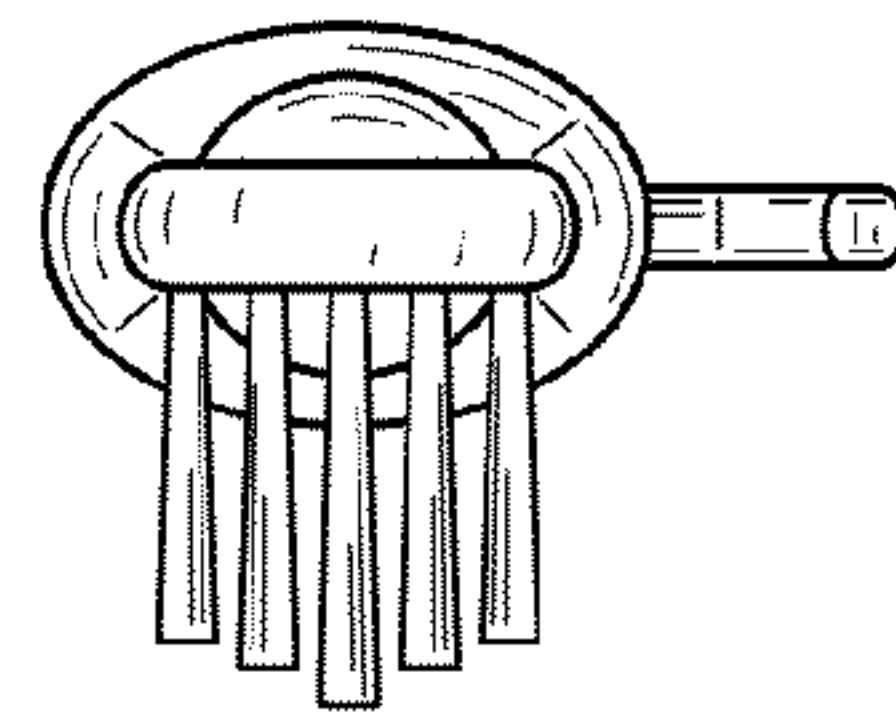


FIG. 6

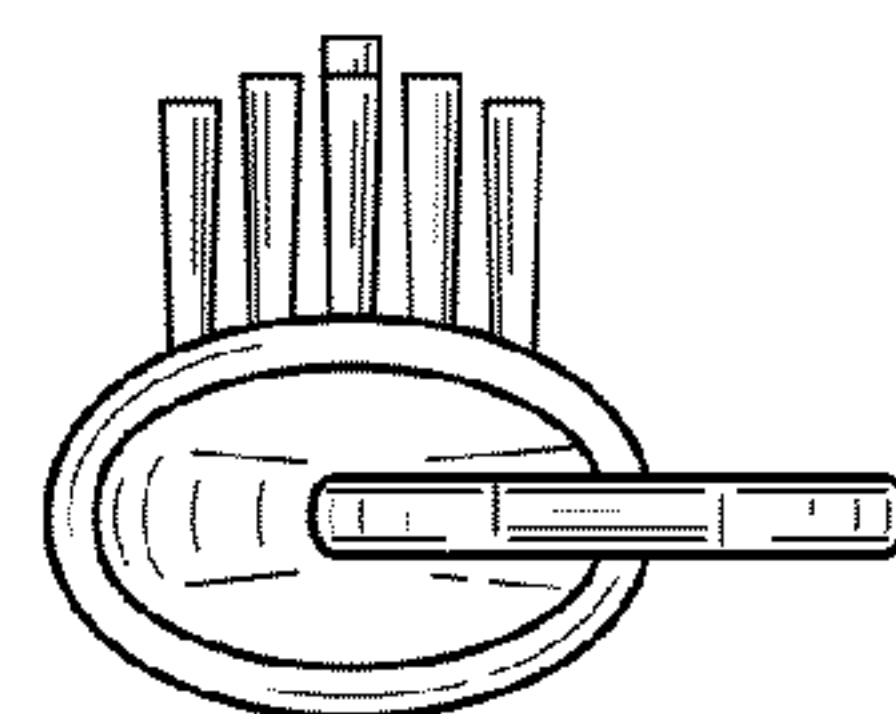


FIG. 7

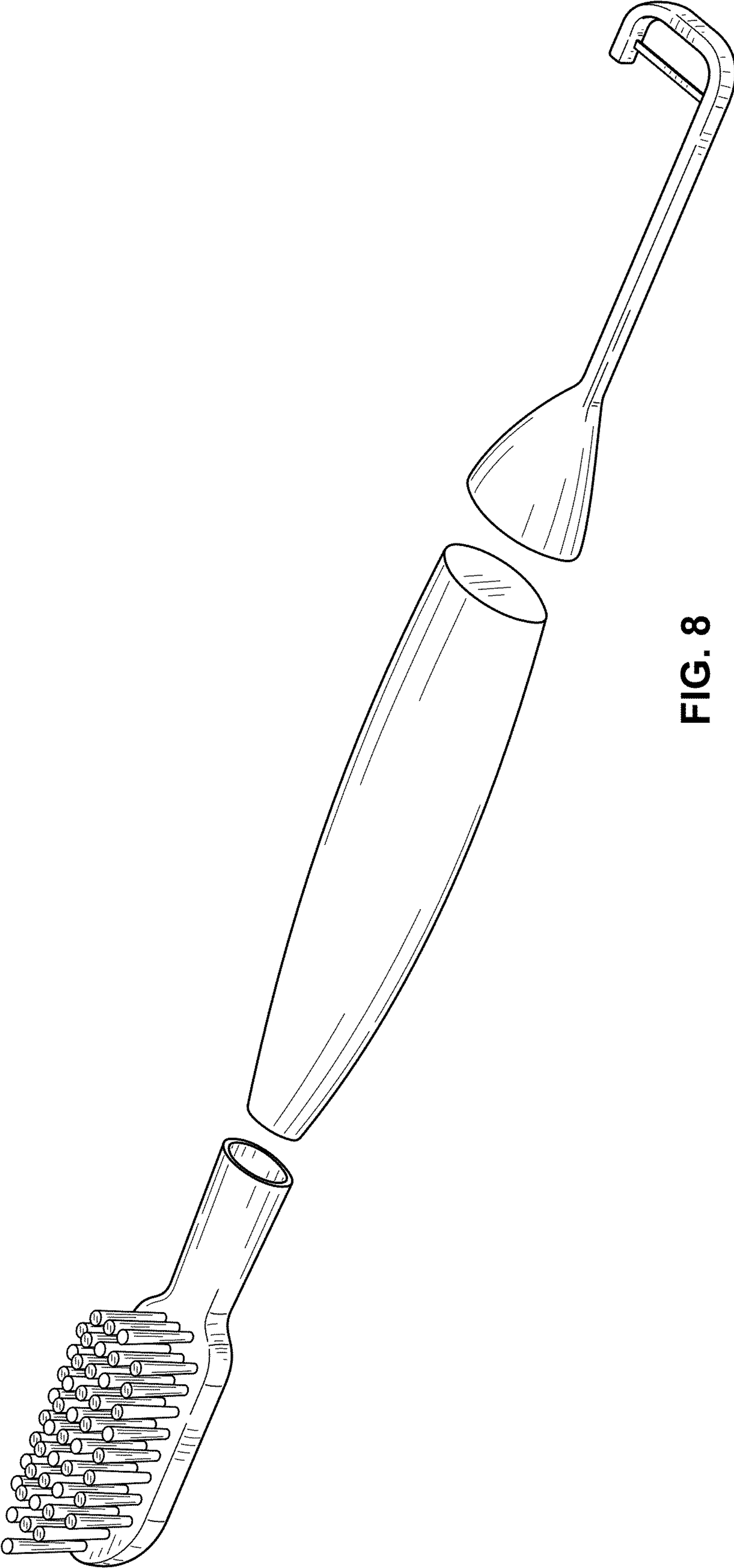


FIG. 8