



US00D723804S

(12) **United States Design Patent**
Coleman

(10) **Patent No.:** **US D723,804 S**

(45) **Date of Patent:** **** Mar. 10, 2015**

(54) **CASE**

(71) Applicant: **Debbie Coleman**, Irvine, CA (US)

(72) Inventor: **Debbie Coleman**, Irvine, CA (US)

(73) Assignee: **Relief Pod International, LLC**, Santa Ana, CA (US)

(**) Term: **14 Years**

(21) Appl. No.: **29/482,834**

(22) Filed: **Feb. 21, 2014**

(51) **LOC (10) Cl.** **03-01**

(52) **U.S. Cl.**
USPC **D3/301**

(58) **Field of Classification Search**
CPC A45G 29/08; A45C 3/004; A45C 3/00;
A45C 2003/007; A45C 2003/008; A45C 11/26
USPC D3/273, 293, 289, 299, 301, 300, 303,
D3/900, 245, 201, 283, 276, 285, 286, 287,
D3/206; 190/111, 107, 112, 901, 109, 11,
190/113; 206/284–291, 278, 6.1, 279
See application file for complete search history.

(56) **References Cited**

U.S. PATENT DOCUMENTS

2,444,511	A *	7/1948	Kaufmann	190/119
2,556,066	A *	6/1951	Cline	190/111
2,623,566	A *	12/1952	Kibler	190/125
D368,489	S *	4/1996	Gray	D19/26
D383,492	S *	9/1997	Siemon et al.	D19/26
D435,863	S *	1/2001	Eskandry	D19/27
D455,005	S *	4/2002	Wolf	D3/205

D500,095	S *	12/2004	Creech	D21/385
D512,216	S *	12/2005	Joyce	D3/203.6
D524,049	S *	7/2006	Hughes	D3/289
D595,503	S *	7/2009	Guy	D3/205
D611,696	S *	3/2010	Hay	D3/205
D632,079	S *	2/2011	Spencer et al.	D3/301
D659,998	S *	5/2012	Austin	D3/301
D690,513	S *	10/2013	Phillips et al.	D3/301
D695,523	S *	12/2013	Lynch et al.	D3/301

* cited by examiner

Primary Examiner — Jennifer Rivard

Assistant Examiner — April Rivas

(74) *Attorney, Agent, or Firm* — Miller Nash Graham & Dunn LLP; Chandra E. Eidt

(57) **CLAIM**

The ornamental design for a case, as shown and described.

DESCRIPTION

FIG. 1 illustrates a front elevation view of the case in a closed configuration;

FIG. 2 is a right side view of the case in FIG. 1;

FIG. 3 is a left side view of the case in FIG. 1;

FIG. 4 is a top view of the case in FIG. 1 in an open configuration;

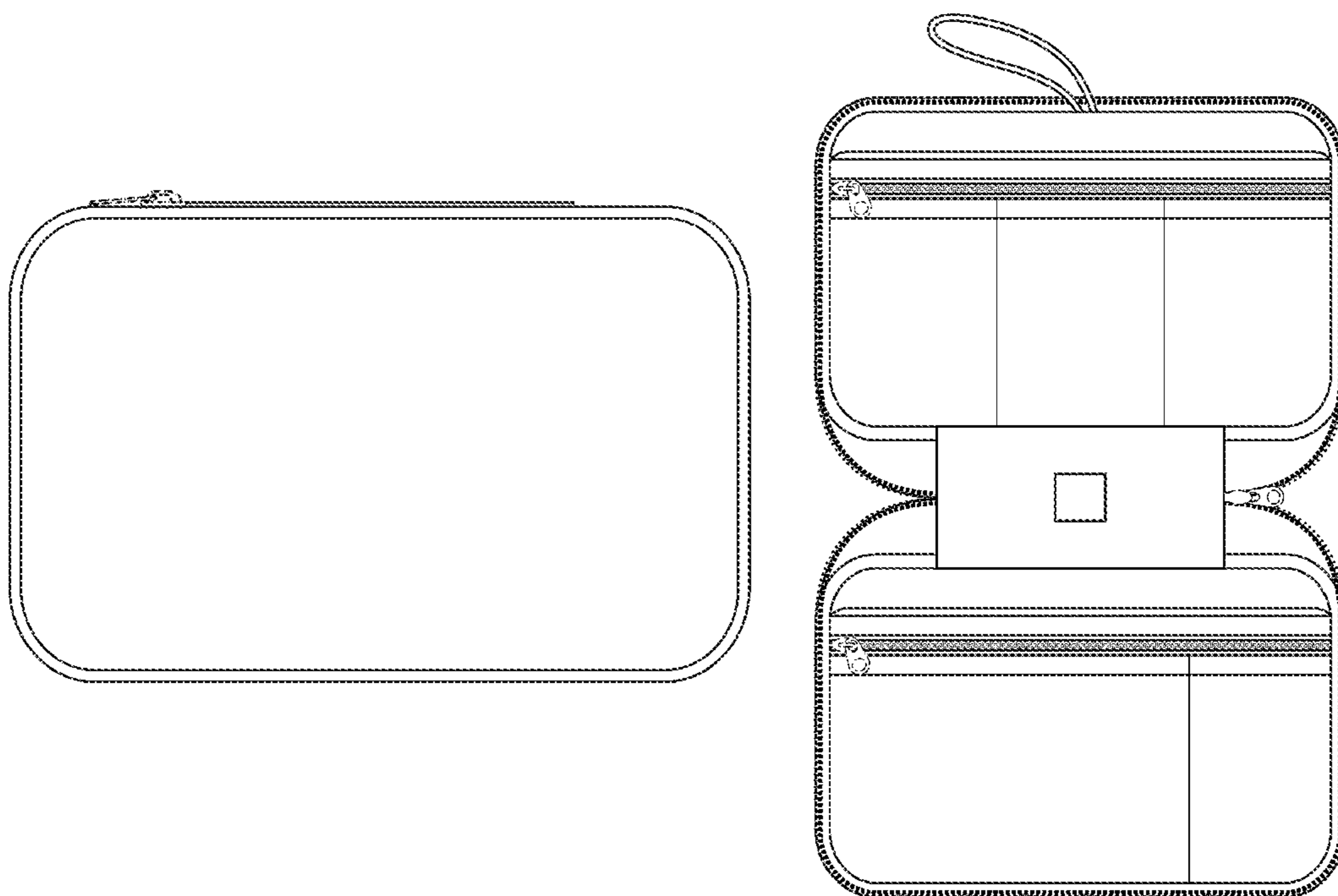
FIG. 5 is a back view of the case in FIG. 1;

FIG. 6 is a top view of the case in FIG. 1; and,

FIG. 7 is a bottom view of the case in FIG. 1.

The broken lines shown in the drawings illustrate portions of the case and form no part of the claimed design.

1 Claim, 5 Drawing Sheets






FIG. 1

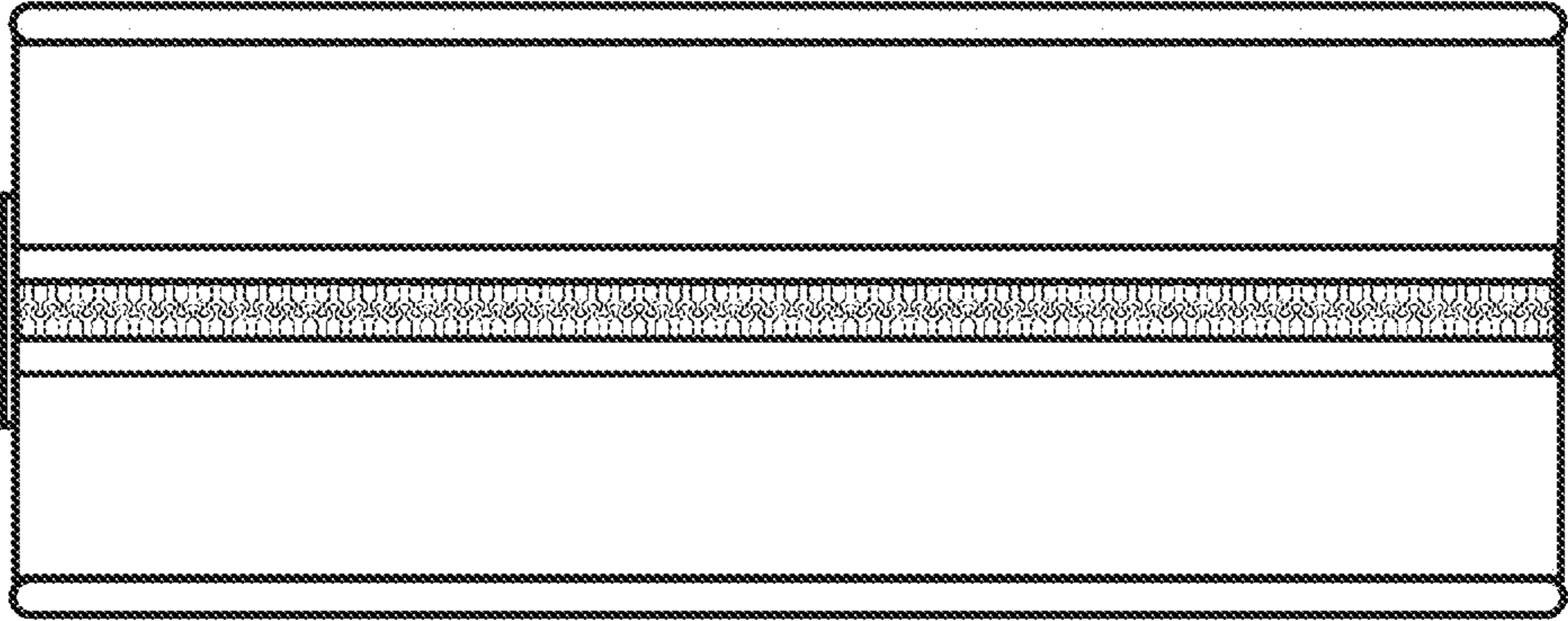


FIG. 3

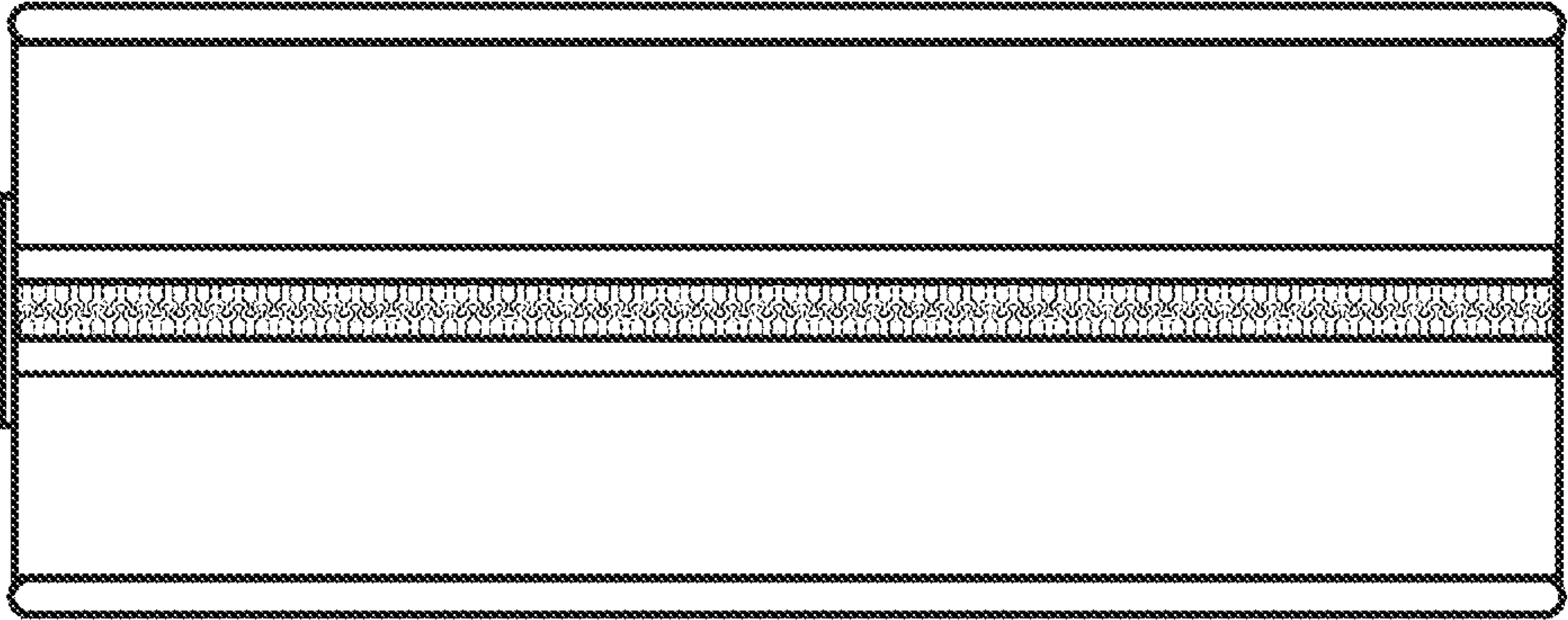


FIG. 2

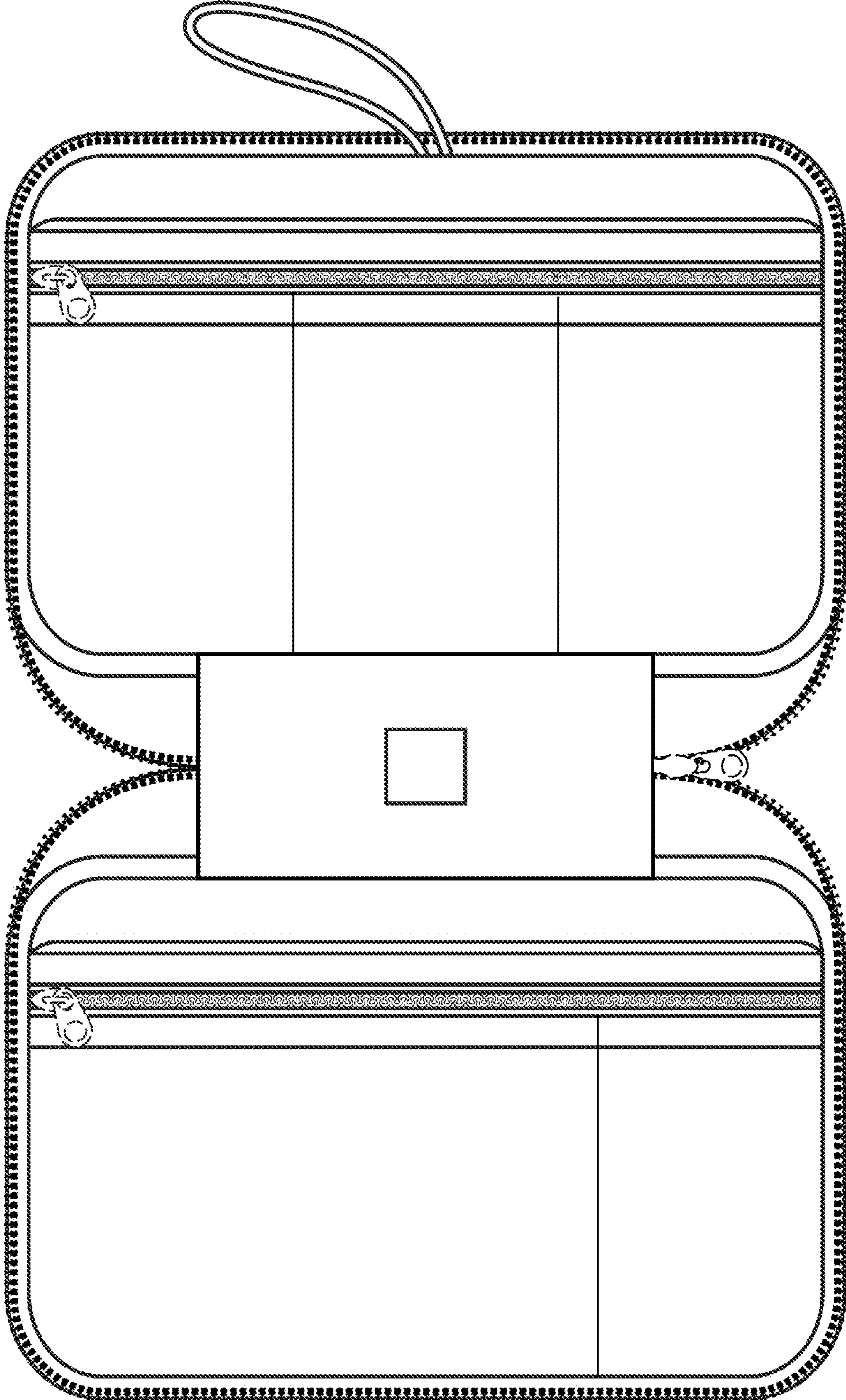


FIG. 4




FIG. 5




FIG. 6

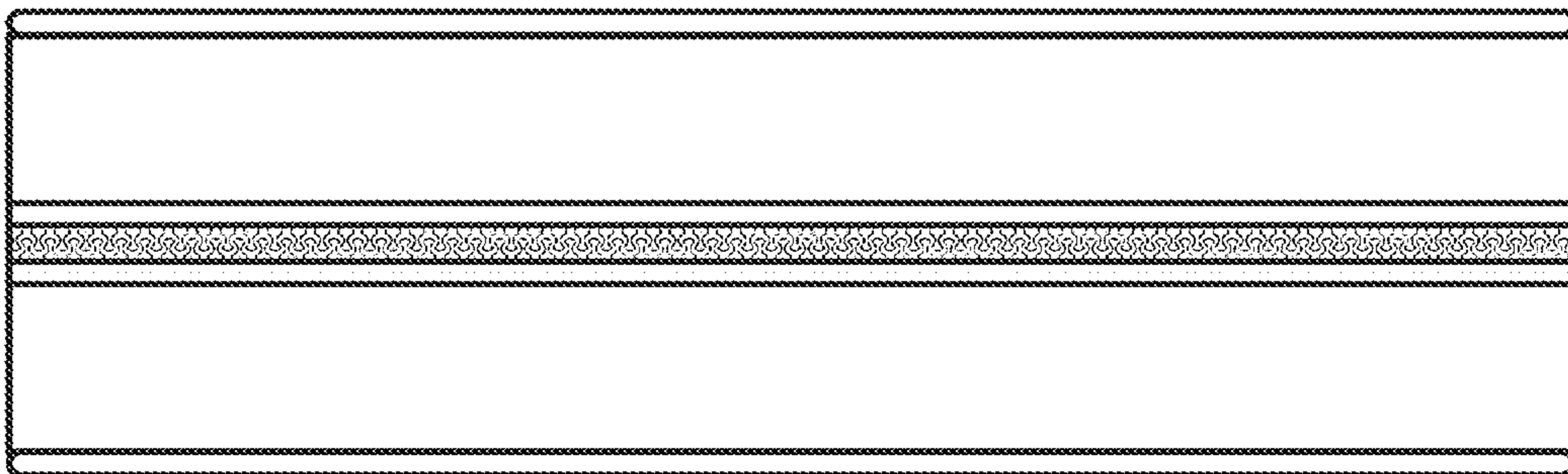


FIG. 7