



US00D723801S

(12) **United States Design Patent**
Kriss et al.

(10) **Patent No.:** **US D723,801 S**
(45) **Date of Patent:** **** Mar. 10, 2015**

- (54) **EYEWEAR HOLDER**
- (71) Applicants: **Michael Kriss**, New York, NY (US);
Lubov Stark, Cresskill, NJ (US)
- (72) Inventors: **Michael Kriss**, New York, NY (US);
Lubov Stark, Cresskill, NJ (US)
- (73) Assignee: **Oyobox Corporation**, New York, NY
(US)
- (**) Term: **14 Years**
- (21) Appl. No.: **29/435,126**
- (22) Filed: **Oct. 19, 2012**
- (51) **LOC (10) Cl.** **06-01**
- (52) **U.S. Cl.**
USPC **D3/266**
- (58) **Field of Classification Search**
CPC A47F 7/021; A47F 7/0243; A47F 7/00;
A47F 7/0028; A47F 7/24; A47F 5/02; A47F
5/04; A47F 5/13; A45C 11/04; A47B 81/00;
A47G 25/0664; B62H 3/00; B62H 3/08;
E05B 71/00
USPC D3/218, 219, 215, 224, 226, 263–266,
D3/230, 233; 206/5, 5.1, 6; 248/902;
224/908; D9/423, 756, 737, 715, 721
See application file for complete search history.

(56) **References Cited**
U.S. PATENT DOCUMENTS

D147,025 S *	7/1947	Shepard	D9/756
D155,058 S *	8/1949	Weiss	D9/756
D206,923 S *	2/1967	Aylott	D9/423
D206,963 S *	2/1967	Beck	D9/423
D252,913 S *	9/1979	Barcliff	D9/756
D379,263 S *	5/1997	Sussman	D3/264
D407,556 S *	4/1999	Au	D3/265
D427,432 S *	7/2000	Au et al.	D3/265
D430,727 S *	9/2000	Wisniewski	D3/265

D460,690 S *	7/2002	Doerschlag	D9/423
D484,693 S *	1/2004	Au	D3/265
D496,585 S *	9/2004	McBride et al.	D9/423
D546,060 S *	7/2007	Fai Au	D3/265
D547,548 S *	7/2007	Au	D3/265
D551,450 S *	9/2007	Au	D3/265
D587,495 S *	3/2009	Levinger	D6/470
D646,985 S *	10/2011	Roesler	D9/756
D646,987 S *	10/2011	Roesler	D9/756
D669,352 S *	10/2012	Paslawski	D9/423
D676,259 S *	2/2013	Lu	D6/664.1

* cited by examiner

Primary Examiner — Carla Jobe Wright

Assistant Examiner — Holly E Thurman

(74) *Attorney, Agent, or Firm* — Pergament Gilman & Cepeda, LLP

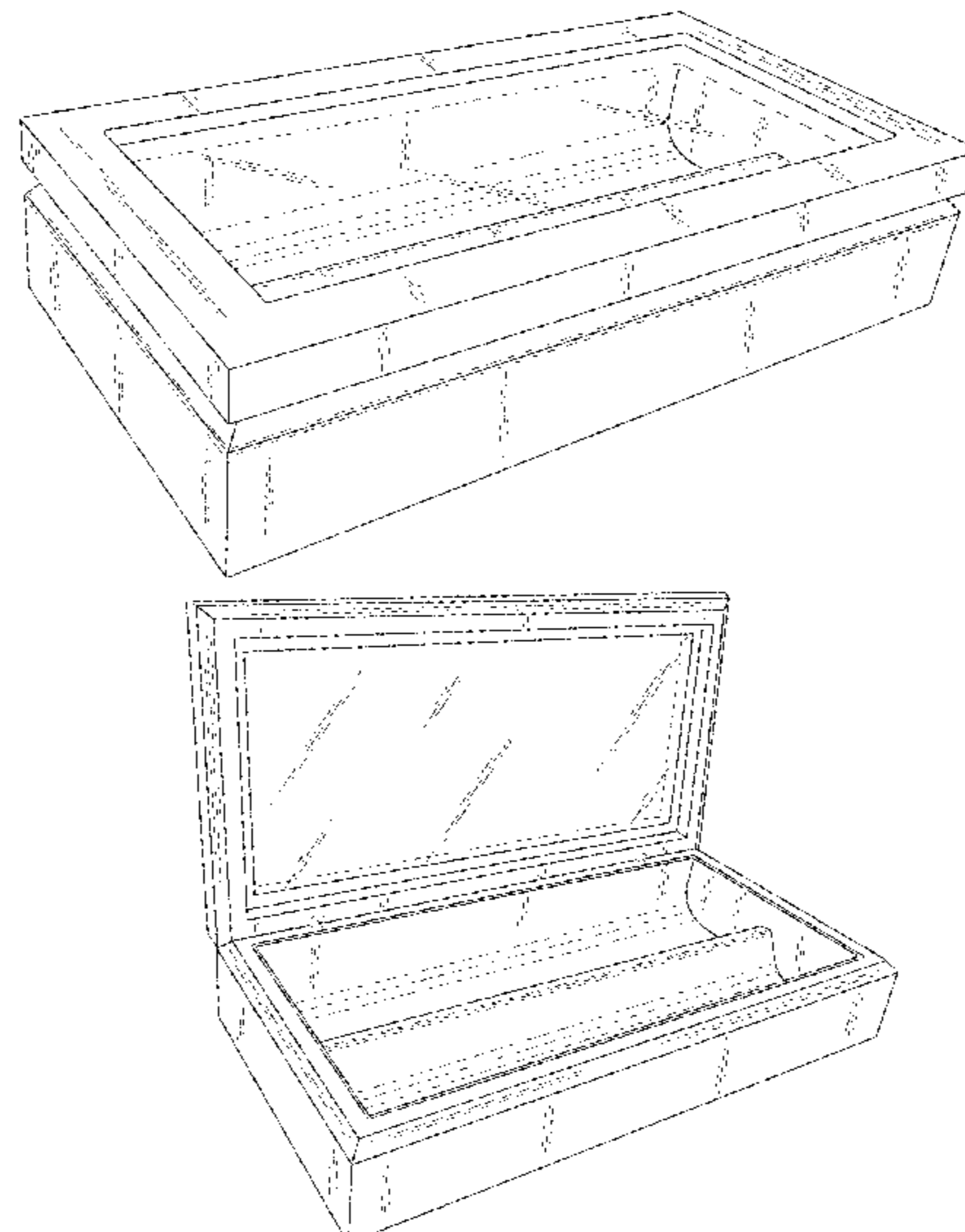
(57) **CLAIM**

The ornamental design for an eyewear holder, as shown and described.

DESCRIPTION

FIG. 1 is a front view of an eyewear holder showing our new design in a closed position;
 FIG. 2 is a rear view thereof;
 FIG. 3 is a left side view thereof;
 FIG. 4 is a right side view thereof;
 FIG. 5 is a top view thereof;
 FIG. 6 is a bottom view thereof;
 FIG. 7 is a perspective view thereof;
 FIG. 8 is a reduced scale perspective view of the eyewear holder of FIG. 1 shown in an open position;
 FIG. 9 is a top view thereof;
 FIG. 10 is a left side view thereof; and,
 FIG. 11 is a right side view thereof.
 The portions of the eyewear holder shown in broken lines are for illustrative purposes only and form no part of the claimed design.

1 Claim, 8 Drawing Sheets



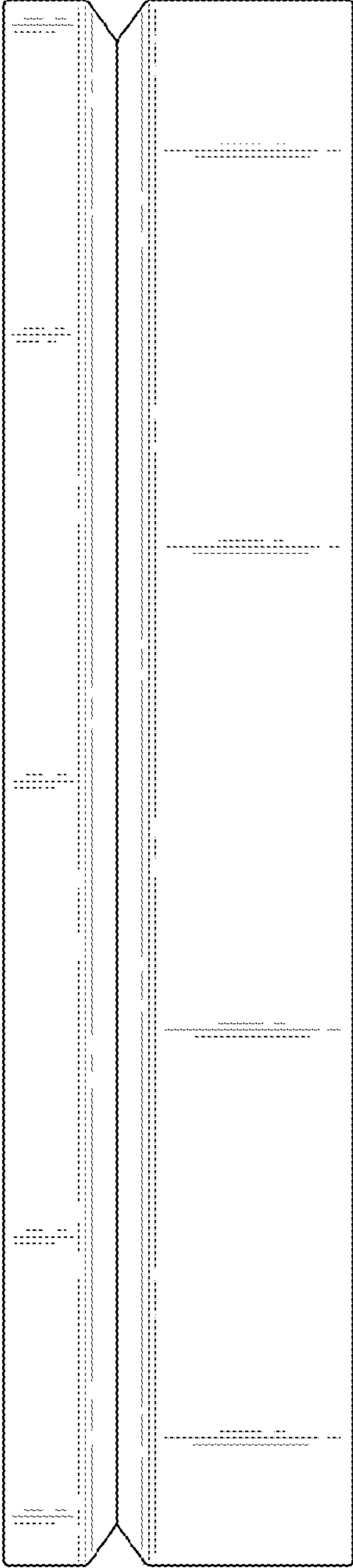


FIG. 1

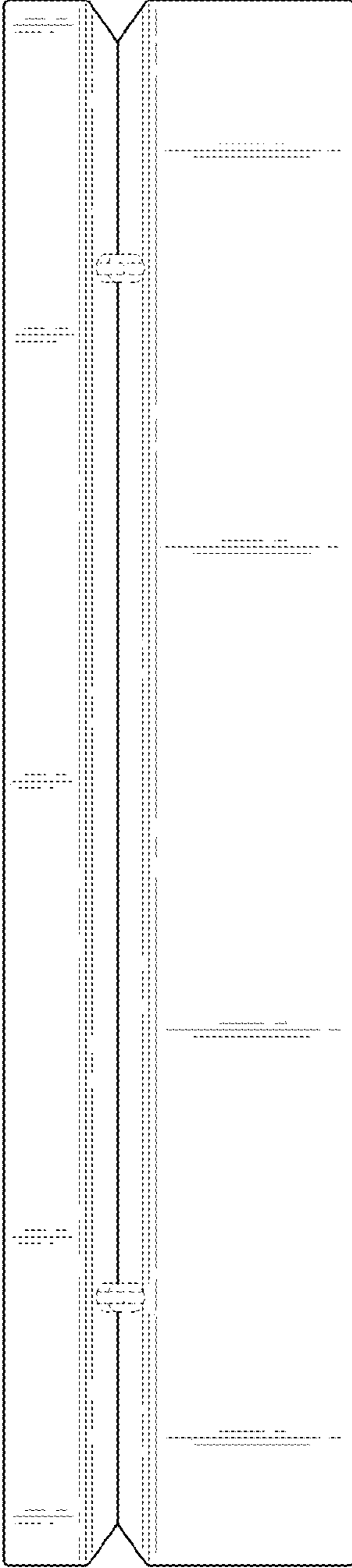


FIG. 2

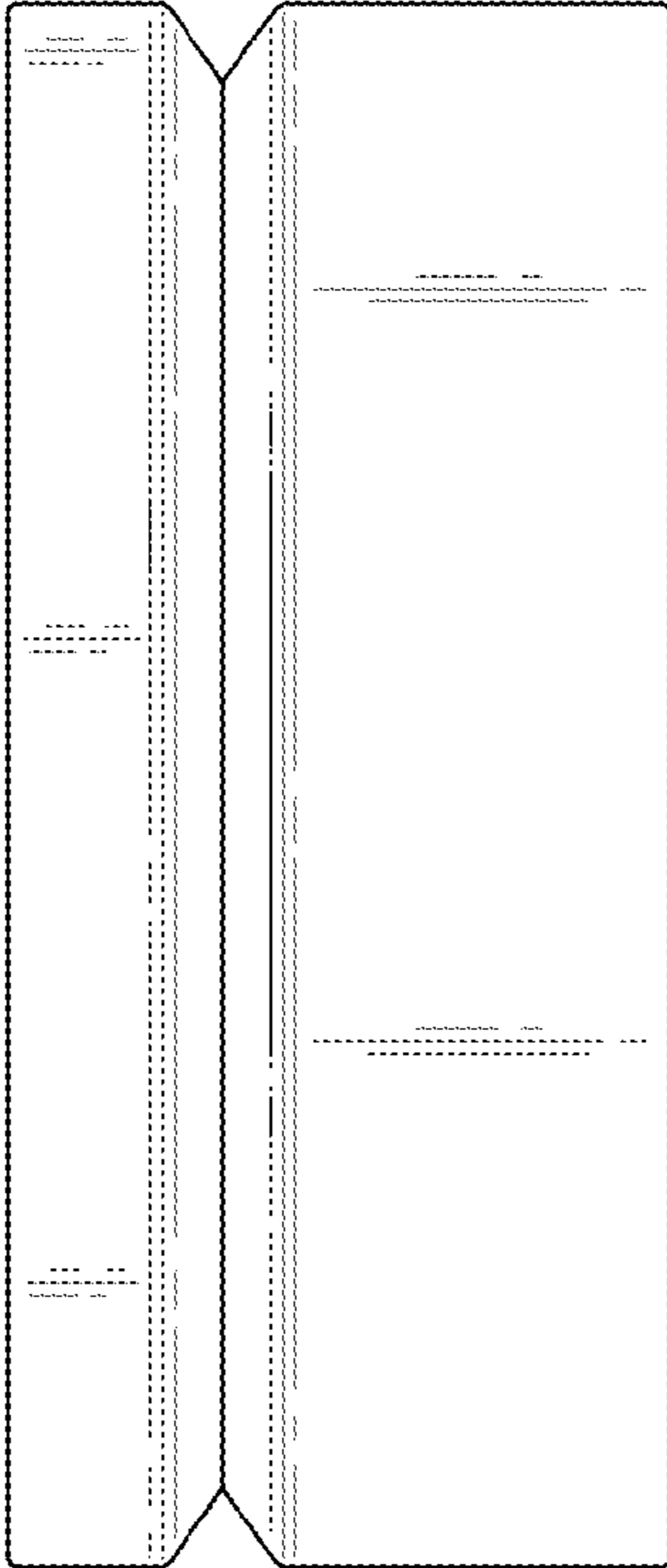


FIG. 3

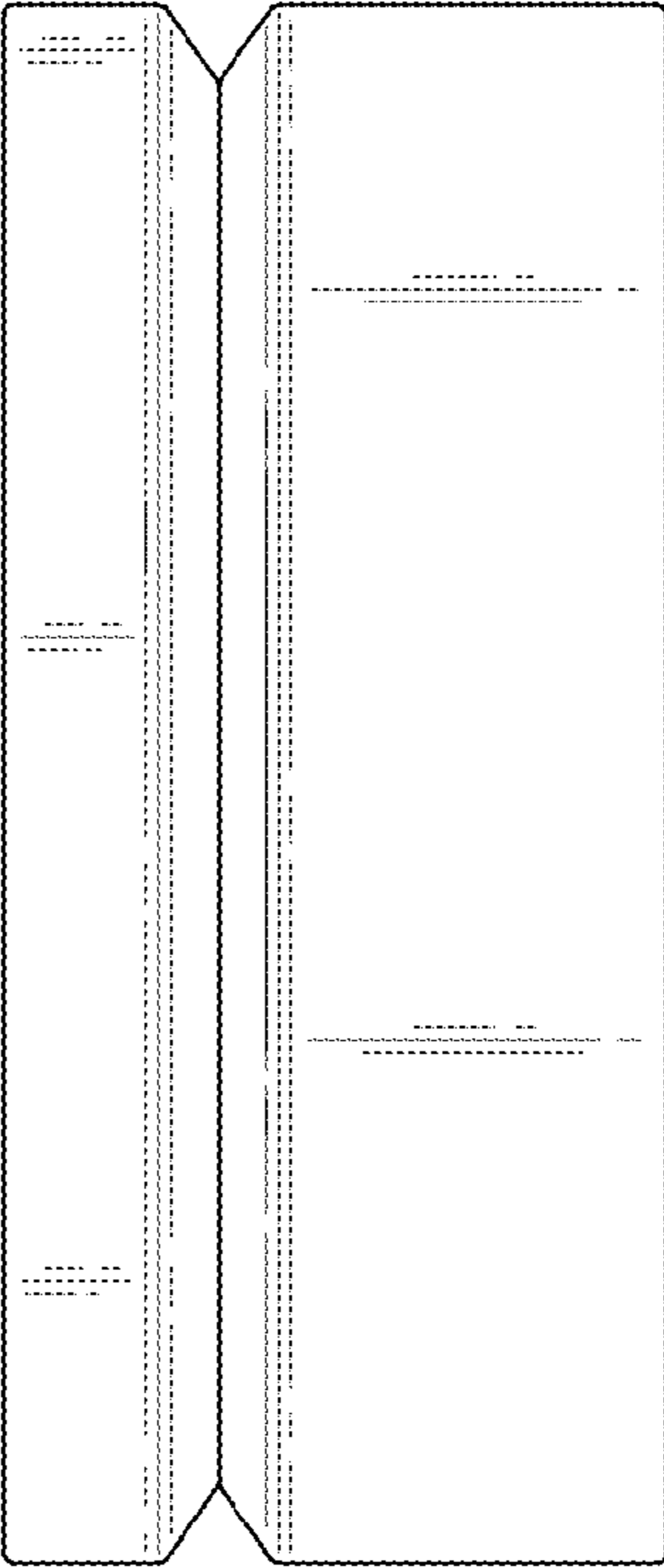


FIG. 4

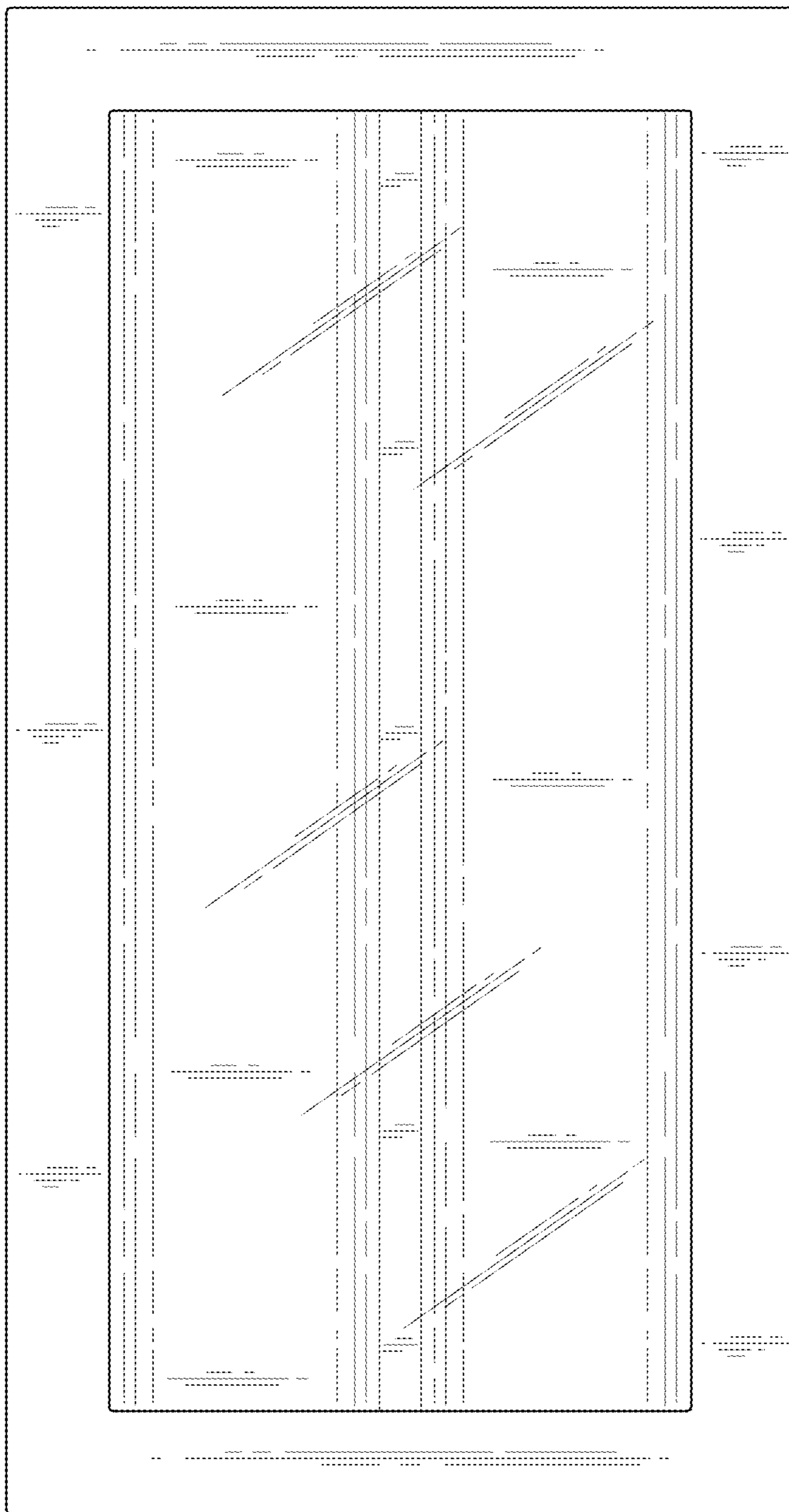


FIG. 5




FIG. 6




FIG. 7




FIG. 8

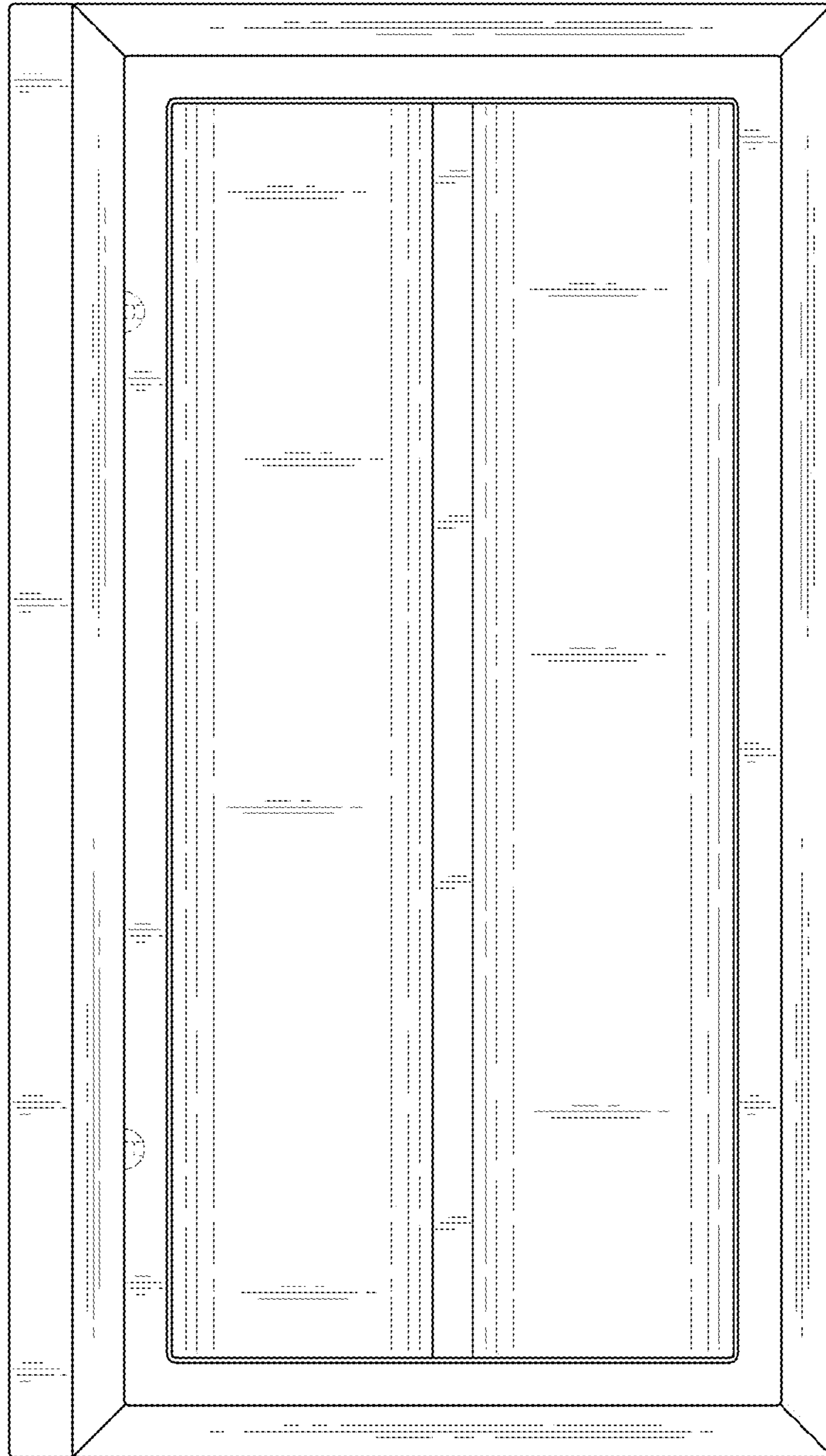


FIG. 9

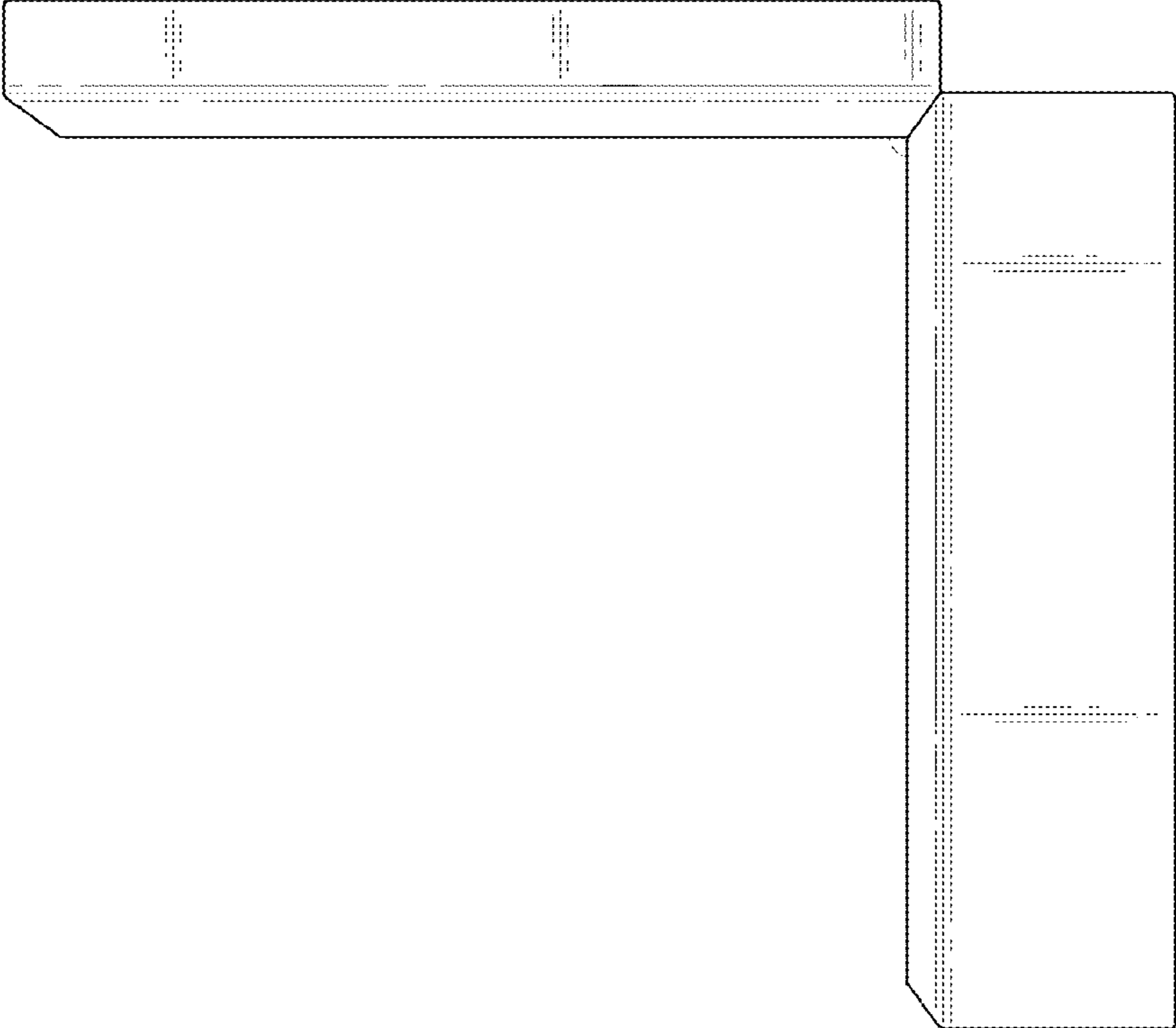


FIG. 11

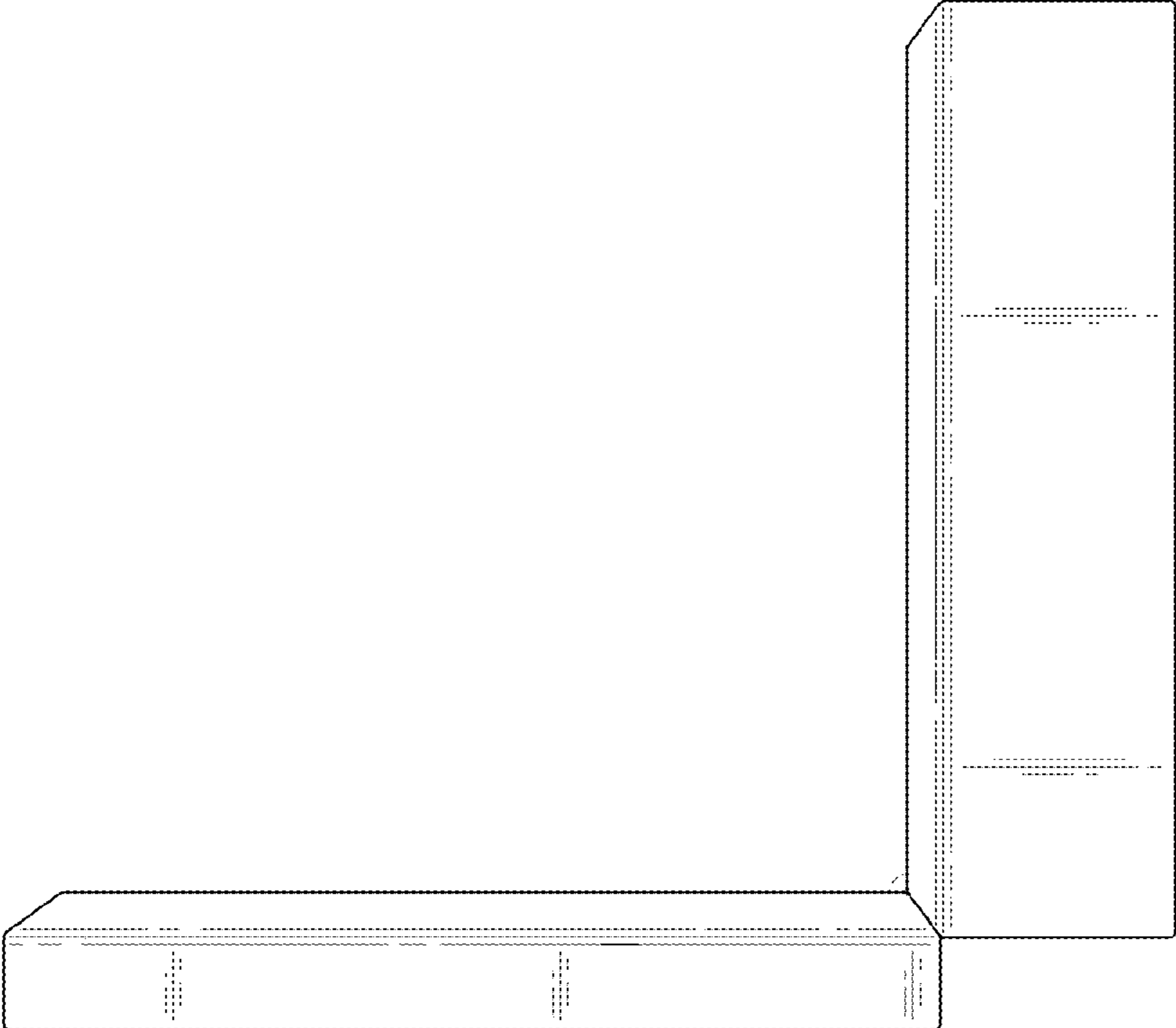


FIG. 10