



US00D723798S

(12) **United States Design Patent**
Sha

(10) **Patent No.:** **US D723,798 S**
(45) **Date of Patent:** **** Mar. 10, 2015**

(54) **WALLET**

(71) Applicant: **Robert Sha**, Pasadena, CA (US)

(72) Inventor: **Robert Sha**, Pasadena, CA (US)

(**) Term: **14 Years**

(21) Appl. No.: **29/439,460**

(22) Filed: **Dec. 11, 2012**

(51) **LOC (10) Cl.** **03-01**

(52) **U.S. Cl.**
USPC **D3/247**

(58) **Field of Classification Search**
USPC D3/247, 249–253; 150/130–132,
150/136–137, 147
See application file for complete search history.

(56) **References Cited**

U.S. PATENT DOCUMENTS

D410,769 S	*	6/1999	Dorizas	D3/201
D426,703 S	*	6/2000	Kojoori	D3/249
D435,339 S	*	12/2000	Cleveland	D3/249
D435,340 S	*	12/2000	Kojoori	D3/250

OTHER PUBLICATIONS

Website for Big Skinny Money Clip Wallet with Magnet.

Website for Promo Wholesale Deep Pocket MOney Clip Wallet.
Website for the gadgeteer Go Thin with teh Zeroz Wallet.

* cited by examiner

Primary Examiner — Holly Baynham

(74) *Attorney, Agent, or Firm* — Jeffrey G. Sheldon; Leech
Tishman Fuscaldo & Lampl

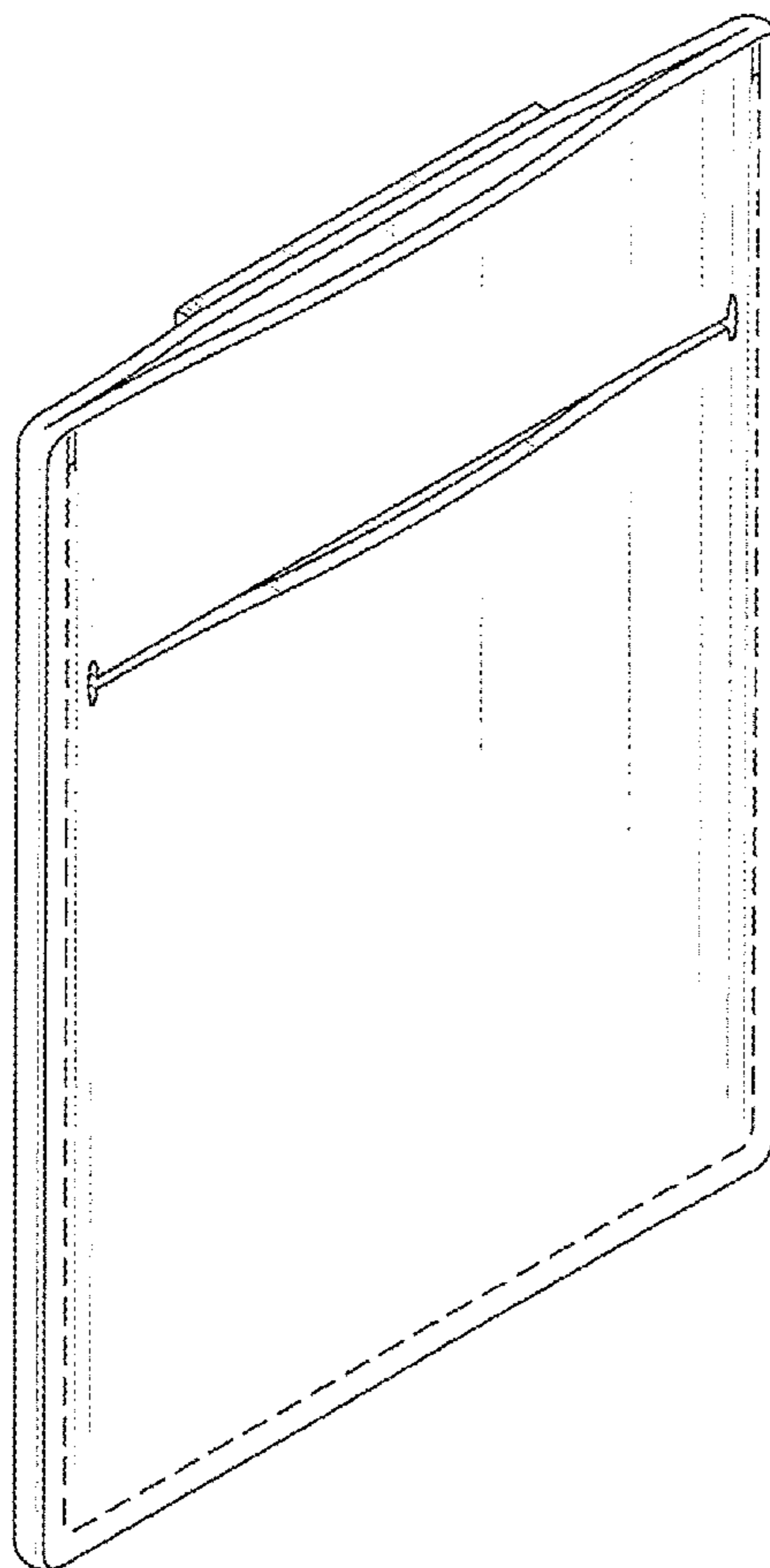
(57) **CLAIM**

The ornamental design for a wallet, as shown and described.

DESCRIPTION

FIG. 1 is a front and side perspective view of the wallet, according to the present invention;
FIG. 2 is a rear and side perspective of the wallet of FIG. 1;
FIG. 3 is a front plan view of the wallet of FIG. 1;
FIG. 4 is a rear plan view of the wallet of FIG. 1;
FIG. 5 is a top elevation view of the wallet of FIG. 1;
FIG. 6 is a bottom elevation view of the wallet of FIG. 1; and,
FIG. 7 is a side elevation view of the wallet of FIG. 1.
All portions of the drawings shown in dashed lines are for illustrative purposes only and form no part of the claimed design.

1 Claim, 6 Drawing Sheets



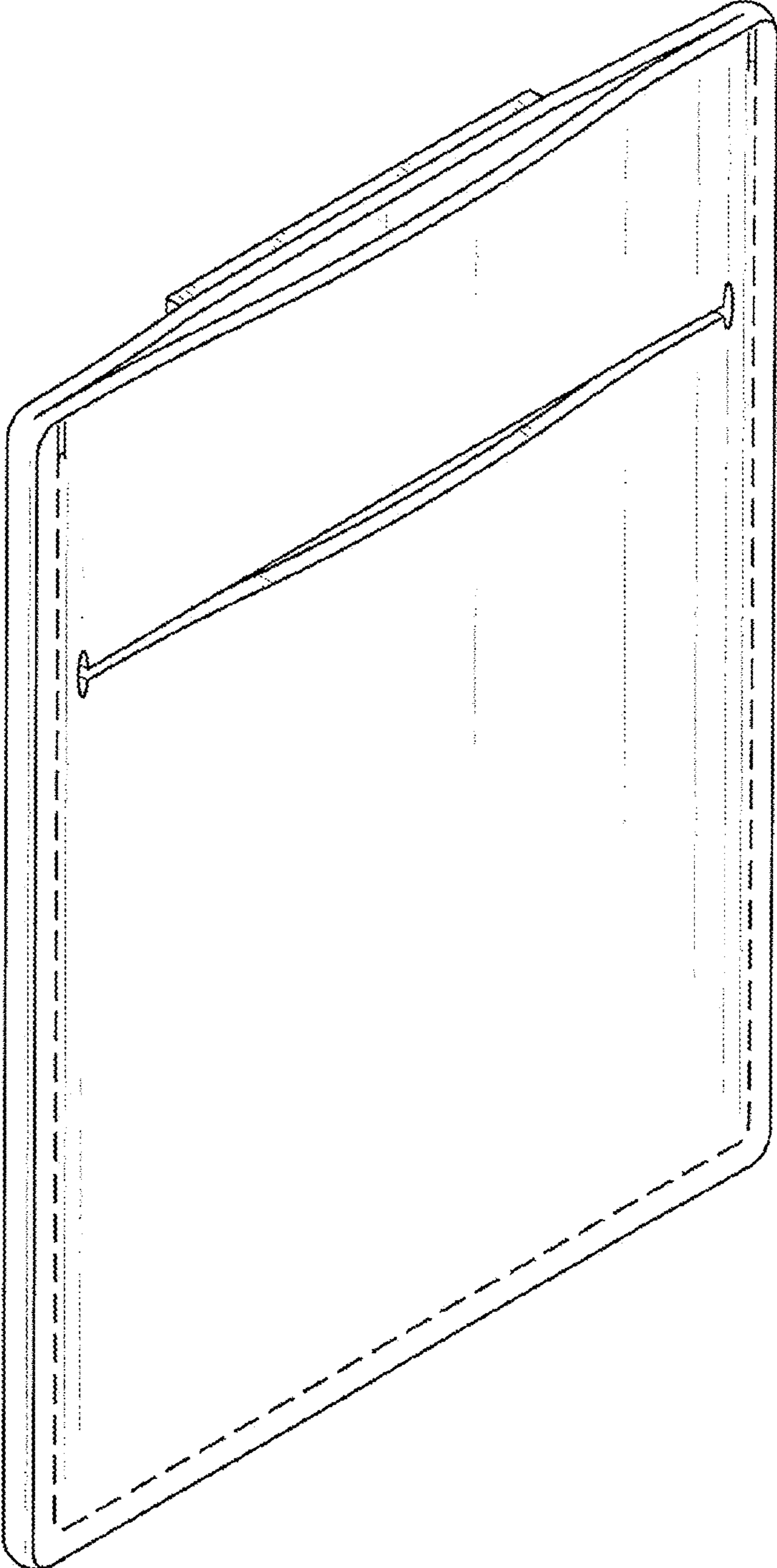


FIG. 1

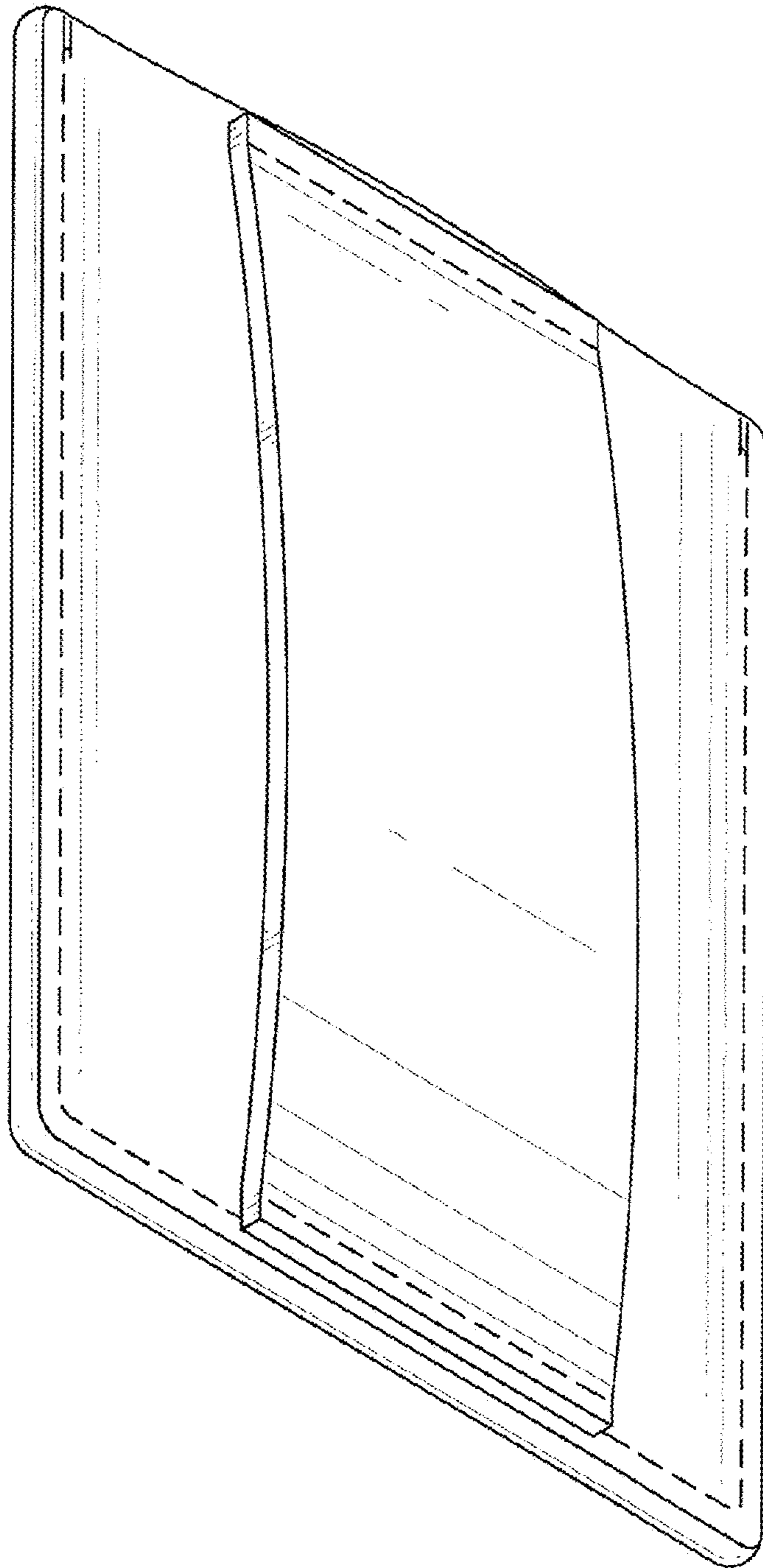


FIG. 2




FIG. 3




FIG. 4




FIG. 5

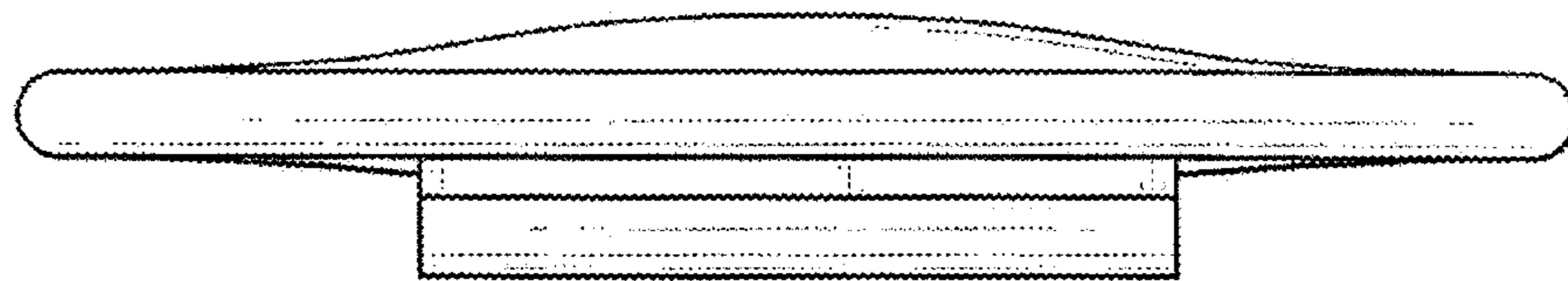


FIG. 6




FIG. 7