



US00D723793S

(12) **United States Design Patent**  
**MacVittie et al.**

(10) **Patent No.:** **US D723,793 S**  
(45) **Date of Patent:** **\*\* Mar. 10, 2015**

- (54) **ARTICLE DISPENSER**
- (71) Applicant: **DoseSmart, Inc.**, Bethesda, MD (US)
- (72) Inventors: **David MacVittie**, Malibu, CA (US);  
**Hale Kpetigo**, Bethesda, MD (US)
- (73) Assignee: **DoseSmart, Inc.**, Bethesda, MD (US)
- (\*\*) Term: **14 Years**
- (21) Appl. No.: **29/487,844**
- (22) Filed: **Apr. 11, 2014**
- (51) **LOC (10) Cl.** ..... **03-01**
- (52) **U.S. Cl.**  
USPC ..... **D3/203.2**
- (58) **Field of Classification Search**  
USPC ..... D3/201-205; D9/730-733;  
206/528-532  
See application file for complete search history.

- D619,799 S \* 7/2010 Leifeld et al. .... D3/203.2
- D622,499 S \* 8/2010 Sprada et al. .... D3/203.2
- D644,833 S \* 9/2011 Leifeld et al. .... D3/203.2
- D673,360 S \* 1/2013 Denzinger ..... D3/203.2

\* cited by examiner

*Primary Examiner* — Catheri Oliver-Garcia

(74) *Attorney, Agent, or Firm* — Fitzpatrick, Cella, Harper & Scinto

(57) **CLAIM**

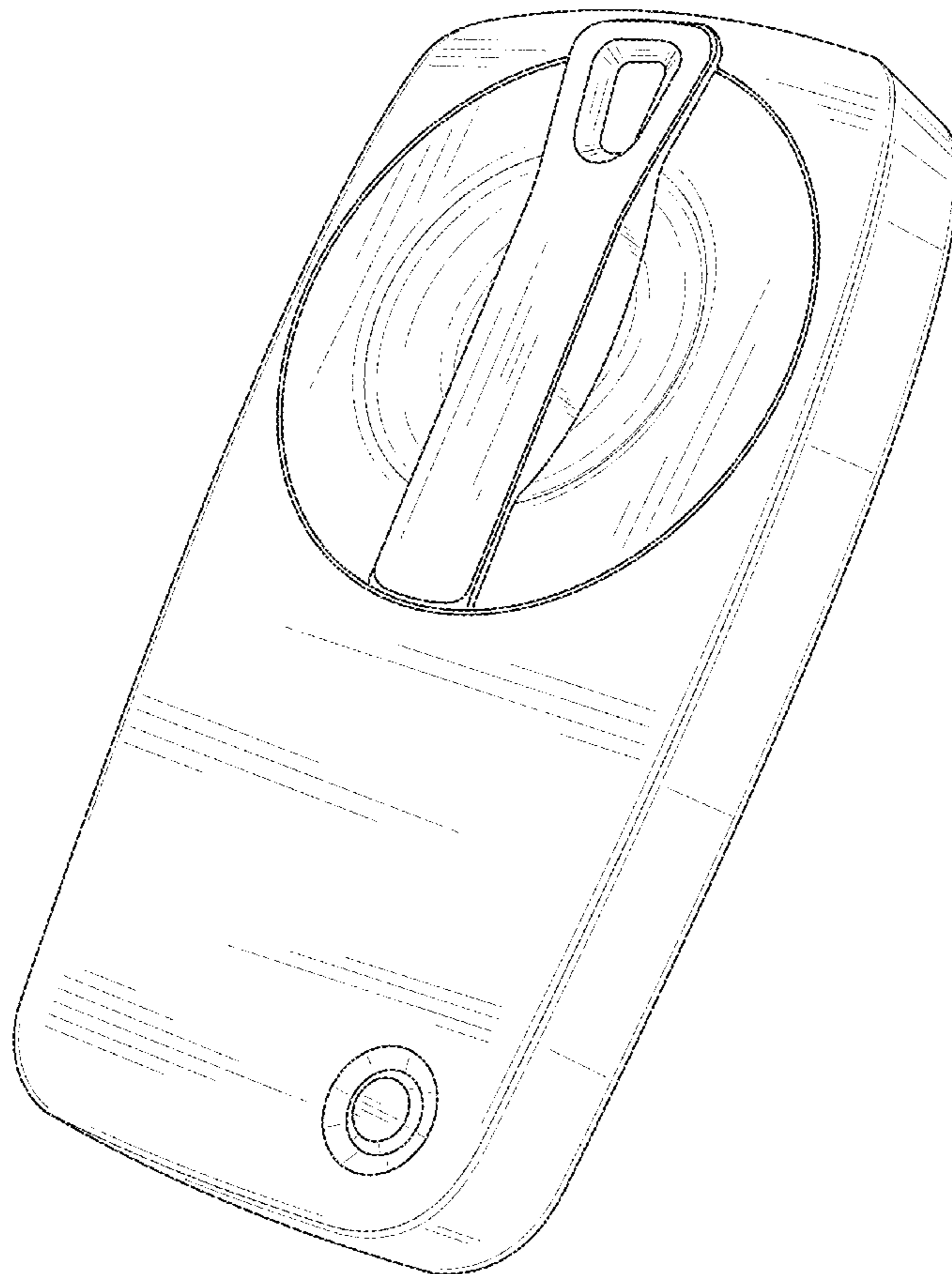
The ornamental design for an article dispenser, as shown and described.

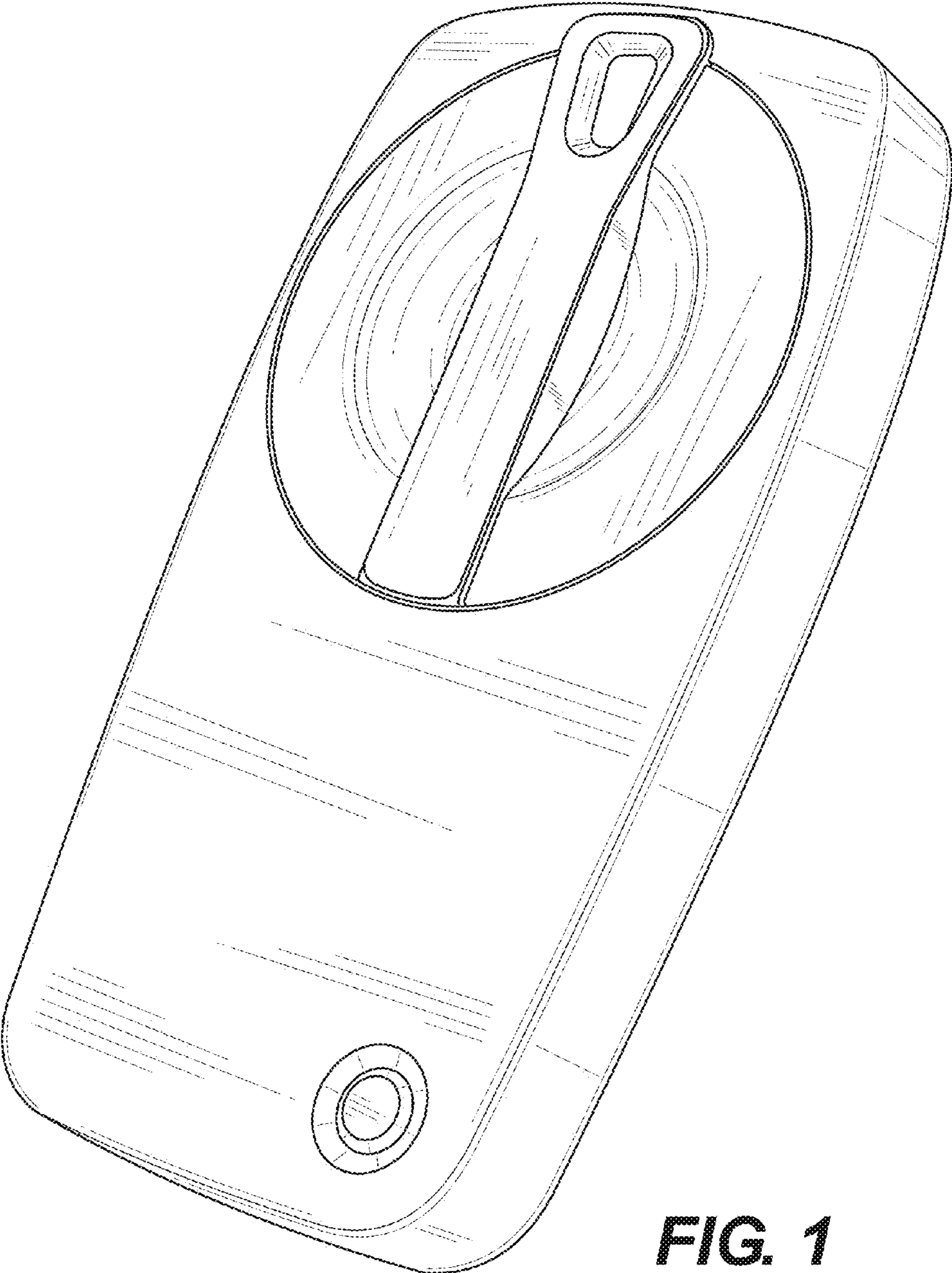
**DESCRIPTION**

FIG. 1 is a top perspective view of the article dispenser;  
FIG. 2 is a top plan view of the article dispenser;  
FIG. 3 is a bottom plan view of the article dispenser;  
FIG. 4 is a right side elevational view of the article dispenser;  
FIG. 5 is a left side elevational view of the article dispenser;  
FIG. 6 is a front elevational view of the article dispenser; and,  
FIG. 7 is a rear elevational view of the article dispenser.

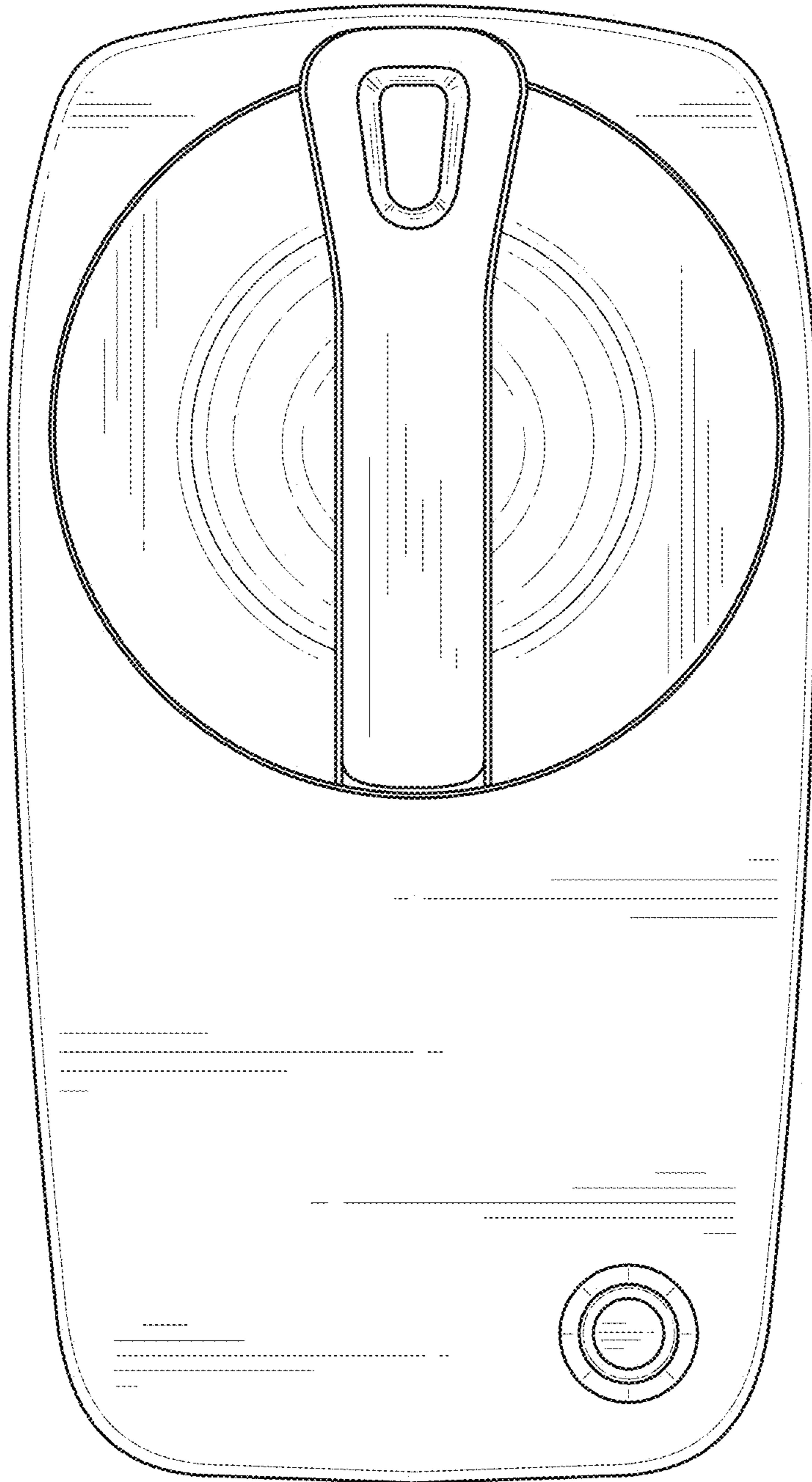
**1 Claim, 5 Drawing Sheets**

- (56) **References Cited**  
U.S. PATENT DOCUMENTS  
D508,312 S \* 8/2005 Roche et al. .... D3/203.2  
D609,000 S \* 2/2010 Portney ..... D3/203.2






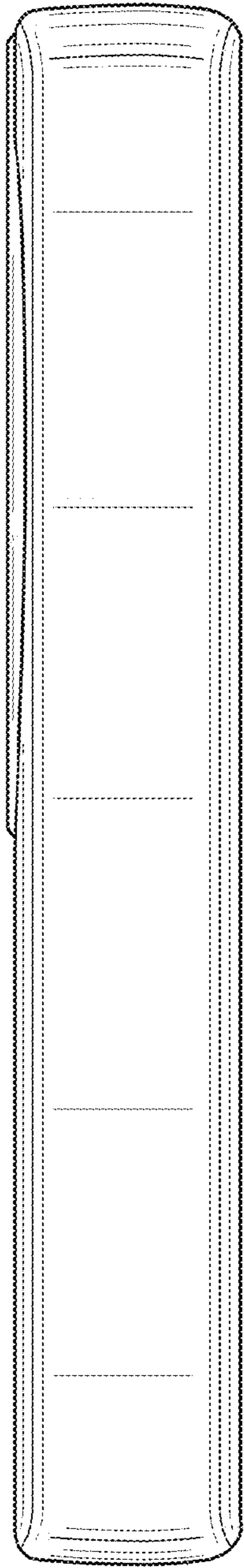
**FIG. 1**



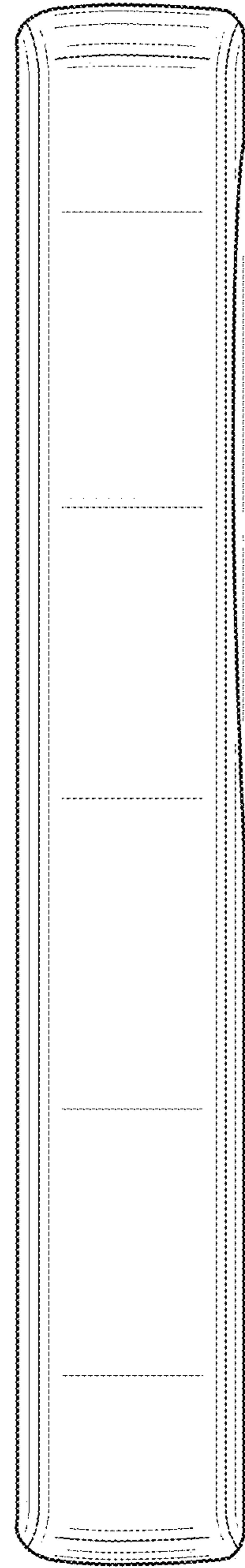
**FIG. 2**



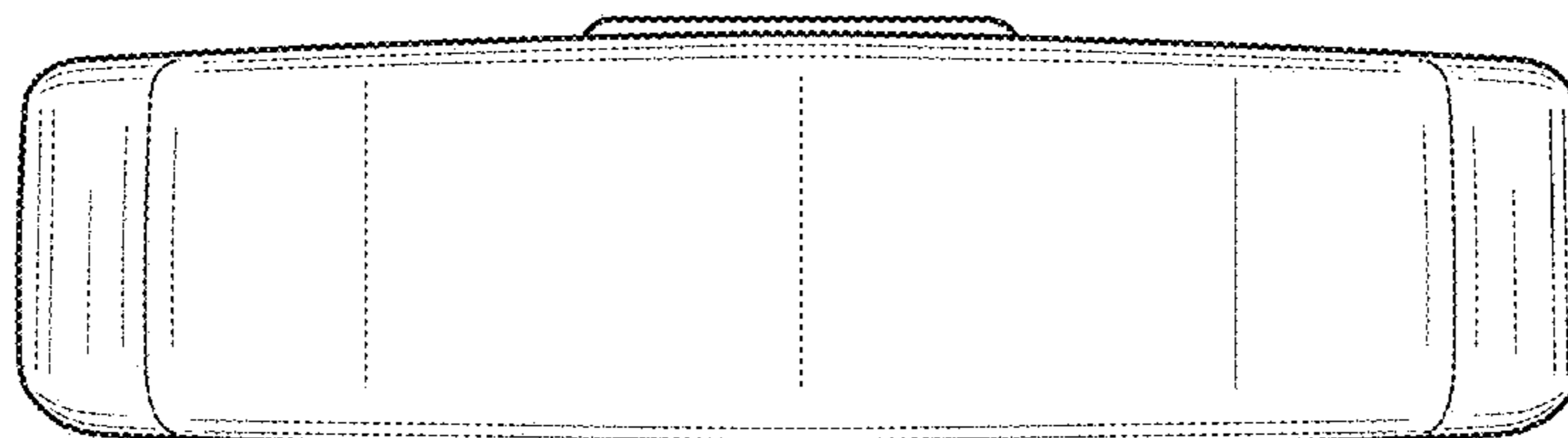
**FIG. 3**



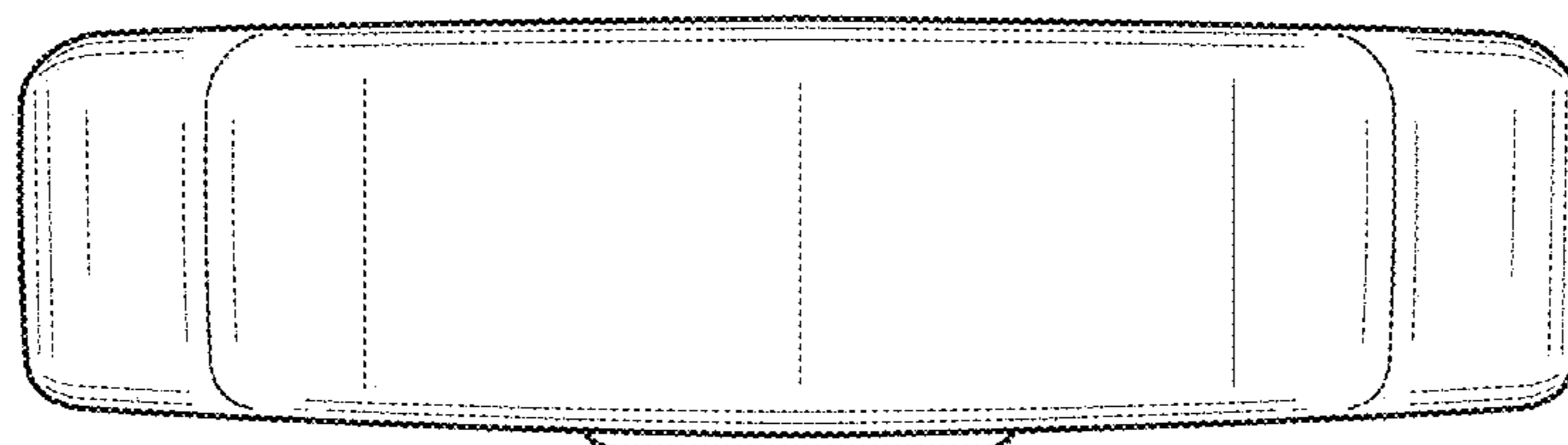
**FIG. 4**



**FIG. 5**



**FIG. 6**



**FIG. 7**