



US00D723791S

(12) **United States Design Patent**
Headley

(10) **Patent No.:** **US D723,791 S**
(45) **Date of Patent:** **** Mar. 10, 2015**

- (54) **UMBRELLA HANDLE**
- (71) Applicant: **totes Isotoner Corporation**, Cincinnati, OH (US)
- (72) Inventor: **Ann S. Headley**, Cincinnati, OH (US)
- (73) Assignee: **totes Isotoner Corporation**, Cincinnati, OH (US)
- (**) Term: **14 Years**
- (21) Appl. No.: **29/498,648**
- (22) Filed: **Aug. 6, 2014**
- (51) **LOC (10) Cl.** **03-03**
- (52) **U.S. Cl.**
USPC **D3/12**
- (58) **Field of Classification Search**
USPC D3/5, 10, 12, 13, 16; 135/15.1, 21, 135/25.4, 25.41, 76, 65, 66; D8/300, 303, D8/310
See application file for complete search history.

D369,462 S *	5/1996	Cain	D3/12
D427,871 S *	7/2000	Price	D8/62
D471,702 S *	3/2003	You	D3/12
D544,777 S *	6/2007	Yeh	D8/303
D551,051 S *	9/2007	Wang	D8/107
D570,182 S *	6/2008	Chen	D8/303
D581,766 S *	12/2008	Heneen et al.	D8/107
D590,146 S *	4/2009	You	D3/12
D630,487 S *	1/2011	Davis	D8/107
D654,774 S *	2/2012	Mullen et al.	D8/107

* cited by examiner

Primary Examiner — John Windmuller
(74) *Attorney, Agent, or Firm* — Frost Brown Todd LLC

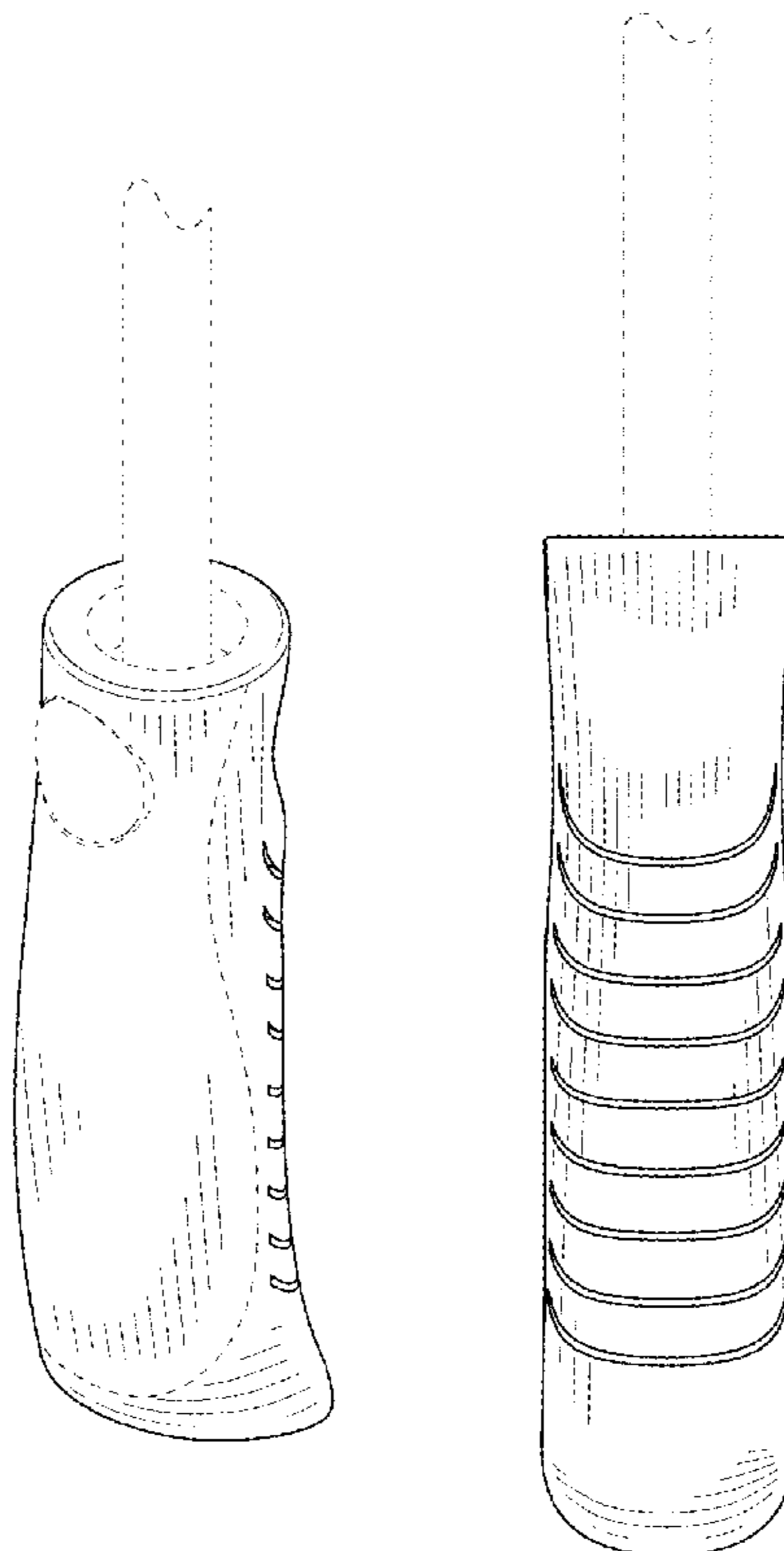
(57) **CLAIM**
The ornamental design for an umbrella handle, as shown and described.

DESCRIPTION

FIG. 1 is a perspective view of an umbrella handle showing a new design.
FIG. 2 is a front elevation view of the handle of FIG. 1.
FIG. 3 is a rear elevation view of the handle of FIG. 1.
FIG. 4 is a side elevation view of the handle of FIG. 1, the opposite side being a mirror image thereof.
FIG. 5 is a top plan view of the handle of FIG. 1; and,
FIG. 6 is a bottom plan view of the handle of FIG. 1.
The broken lines in the drawings are included for purposes of illustrating portions of the umbrella handle that form no part of the claimed design.

1 Claim, 3 Drawing Sheets

- (56) **References Cited**
U.S. PATENT DOCUMENTS
D16,796 S * 7/1886 Seehaus D3/14
D20,557 S * 3/1891 Schmidt D3/16
D218,509 S * 8/1970 Levy D3/16



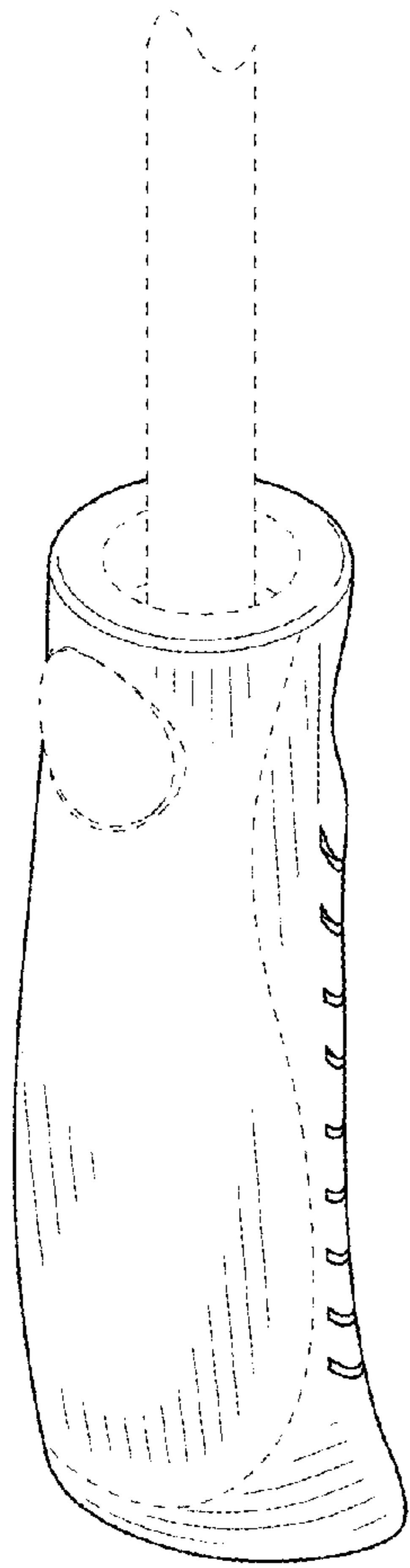


FIG. 1

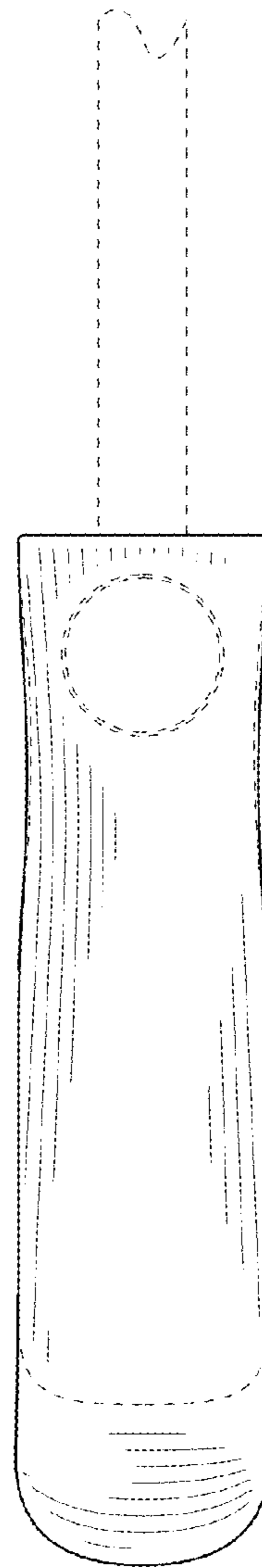


FIG. 2

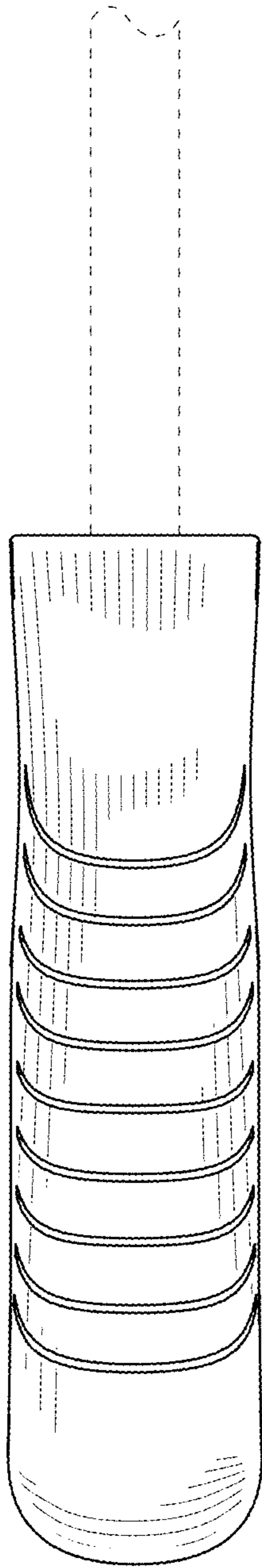


FIG. 3

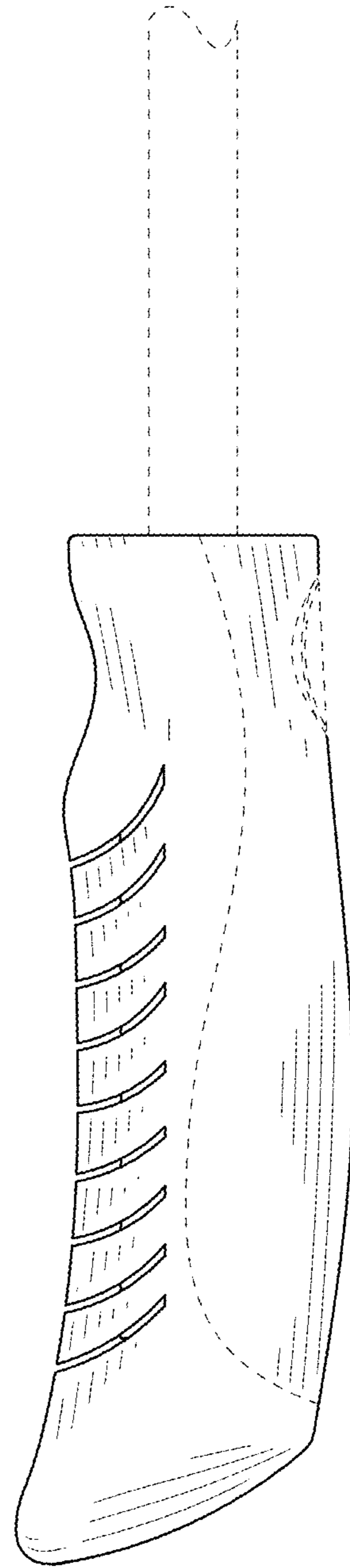


FIG. 4

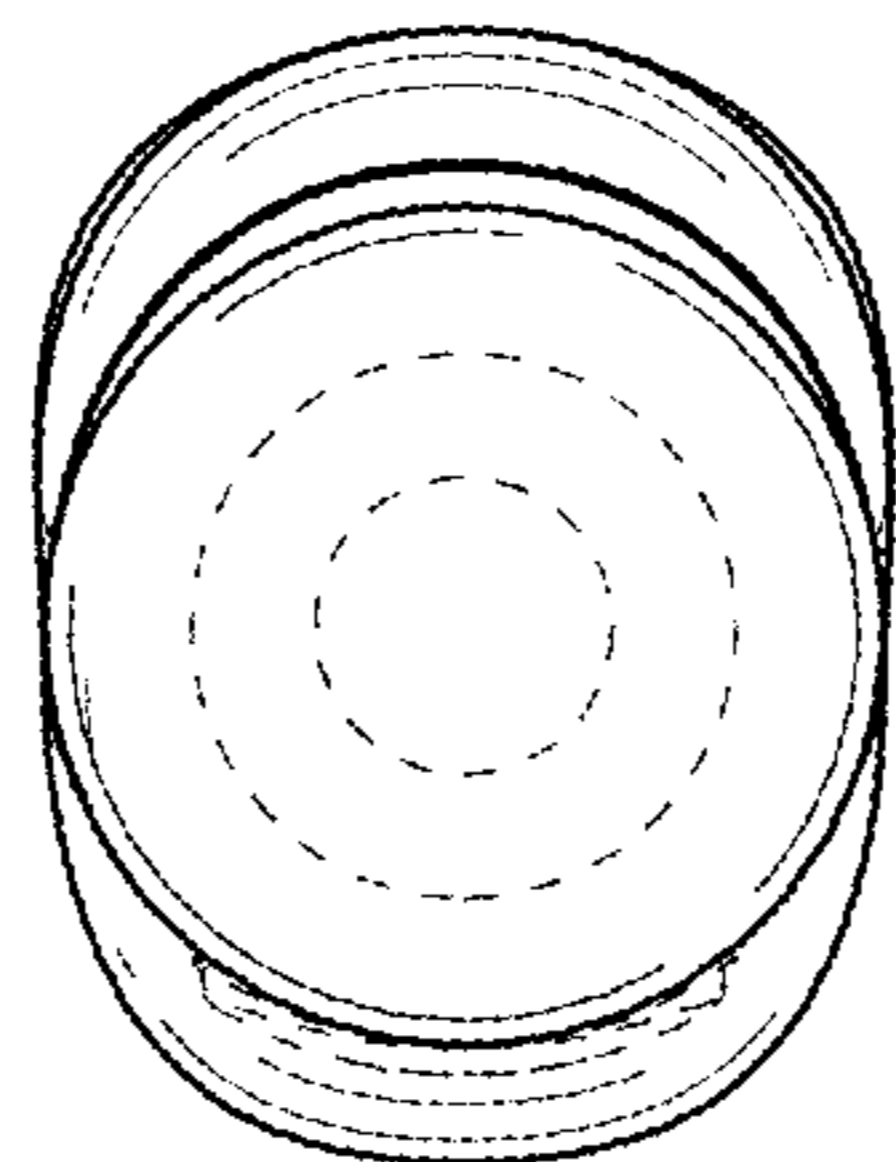


FIG. 5

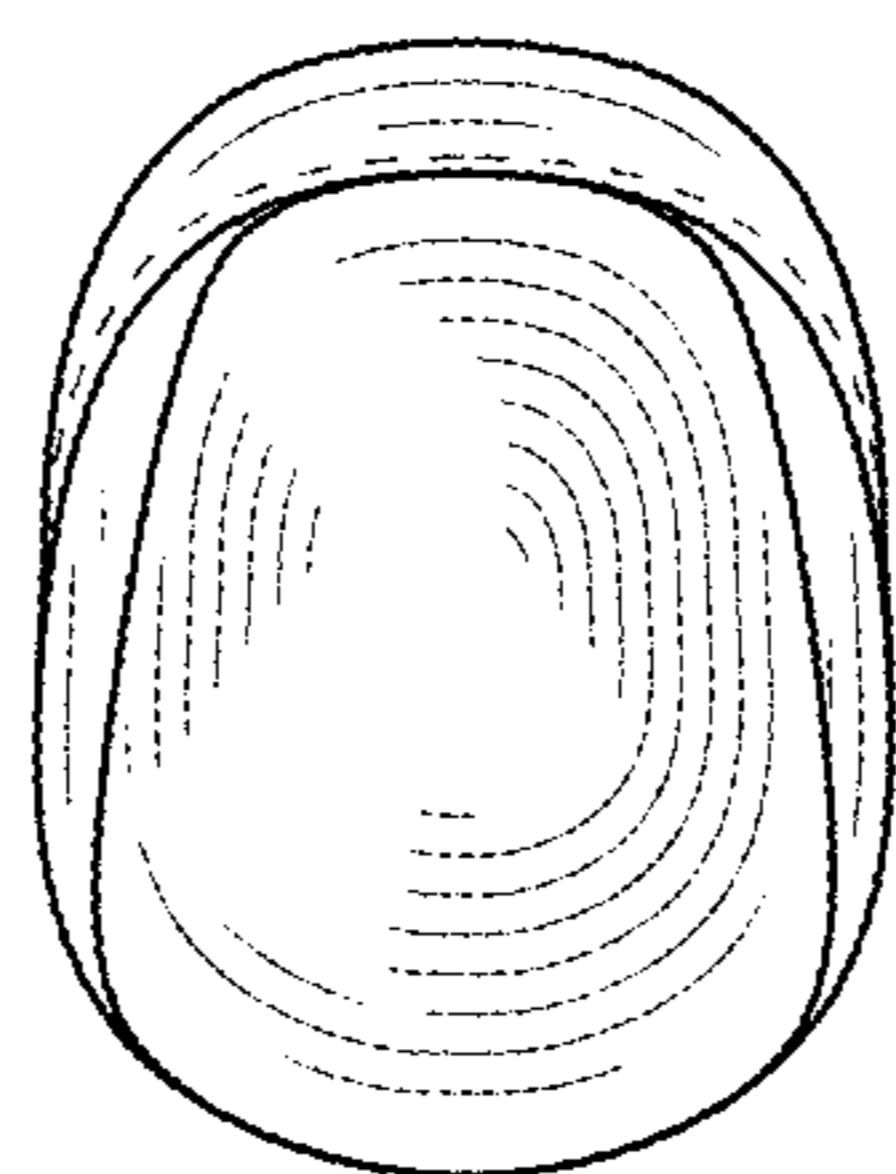


FIG. 6